



K9 Reeves K9 Anthem

SAFETY EDUCATOR

A Family Fire & Life Safety Education Newsletter

BACK TO SCHOOL

WELCOME BACK TO SCHOOL! We hope your summer was full of the many fun and safe summer activities that the State of New Hampshire has to offer. We are excited to be a part of your school year by offering this monthly *Safety Educator* newsletter. Fire safety can be fun when you learn it with our fire and life safety top dogs K9 Anthem and K9 Reeves especially!

These accelerant detection canines are very important members of the NH State Fire Marshal's Office. Their job is to sniff out the tiniest traces of accelerants that may have been used to start a fire. Each dog lives and works with their handler 24 hours a day, 7 days a week. They are very excited to be a part of this newsletter that will provide fire and life safety knowledge and skills to keep students, their families and friends safer!




K9 ANTHEM & K9 REEVES EVENT LOOKOUT!



We want you to keep an eye out for K9 ANTHEM and K9 REEVES as they love to attend fire safety events and show how hard they work and train. Send us your photo with one of these K9's and we'll send you a special gift from them!



3rd Grade Students... This Contest is for YOU!



Every year the NH State Fire Marshal's Office and the NH Fire Prevention Society hold an **Annual Fire & Life Safety Calendar Contest**. This contest is open to ALL 3rd grade students in public, private and home school settings. We encourage students to research the monthly topics, pick the one that is most interesting, and design the most clear, colorful poster with an important safety message. To see the 2019-2020 winners and to learn more about this contest visit our webpage. We look forward to receiving your entry.

LEARN MORE!

SEPTEMBER: FIREFIGHTERS ARE HELPERS by: Hennessy Weeks



Hennessy, from Pleasant Street Elementary School in Laconia, would like to remind us during the month of September that firefighters are not only heroes but helpers within our community. They put out fires, teach fire prevention, rescue people from fires, and respond to medical emergencies. They are there to help 24 hours a day 7 days a week. Thank you Hennessy for your important message!

GET TO AND FROM SCHOOL SAFELY



School buses are the safest mode of motorized transportation for getting children to and from school, but injuries can occur if kids are not careful and aware of their surroundings when getting on and off the bus. Parents/Guardians be sure to take a moment to review these essential safety rules with your student(s).

- Walk with your kids to the bus stop. Wait with them until the bus arrives. Have kids stand at least three giant steps back from the curb while waiting for, and as, the bus approaches.

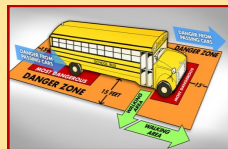
- Board the bus one at a time.
- Teach kids to wait for the bus to come to a complete stop before standing up from being seated.
- **NEVER** walk behind the bus.
- If your child needs to cross the street after exiting the bus, he or she should take five giant steps in front of the bus, make eye contact with the bus driver and cross when the driver indicates it's safe. Teach kids to look left, right and left again for stopped cars and before crossing the street.
- Instruct younger kids to use handrails when boarding or exiting the bus. Be careful of clothing and bag straps or drawstrings that could get caught in the door. If your child drops something, they should tell the bus driver and make sure the bus driver is able to see them before they pick it up.

DRIVER SAFETY & AWARENESS:

With students heading back to school it is important that we all stay alert and aware.

- When backing out of a driveway, look for children walking or bicycling.
- Be alert, as children arriving late for the bus may dart into the street without looking.
- **YELLOW** flashing lights indicate that the bus is preparing to stop.
- **RED** flashing lights and extended arms indicate that the bus has stopped and that children are getting on/off.
- Motorists **MUST STOP** their vehicle and wait until the red lights stop flashing, the extended stop sign is withdrawn and the bus begins moving again.

LEARN MORE ON SCHOOL BUS SAFETY BY CLICKING GRAPHICS BELOW:



DIAL/TEXT 9-1-1 IN EVENT OF EMERGENCY

One of the challenges of being a parent is arming your kids with the skills to handle the obstacles life presents. Teaching them how and when to use 9-1-1 in an emergency could be one of the simplest most important lessons you'll ever share. Please remember an emergency is defined as a threat to life or property. For non-emergencies, callers should contact their local police or fire department non-emergency business number.

LEARN MORE!

SEPTEMBER: NATIONAL PREPAREDNESS MONTH


September is National Preparedness Month. Take time this month to ensure that you, your family, and your pets are prepared with not only a preparedness kit for natural disasters but for home emergencies as well. Disasters and emergencies are unpredictable and because they can occur at any time they can be especially frightening for children (and adults!). Being prepared can help lessen fears and anxieties before, during and after a disaster. Steps taken to prepare for any disaster can reduce the chance of harm and increase the chance for survival. We strongly encourage families to include ALL members living within the home in preparedness conversations and preparations in advance of these potential disasters. Be sure to have your home preparedness plans in place by following these links and recommendations below.

TYPES OF DISASTERS IN NEW HAMPSHIRE: (click photos to learn more information)



FLOODS: Floods are one of the most common disasters in the U.S. While most people don't believe that they could be impacted by flooding, floods impact New Hampshire annually and are likely to occur in many jurisdictions.

HURRICANES: A hurricane is a type of tropical cyclone or severe tropical storm. A typical cyclone is accompanied by thunderstorm, and a counterclockwise circulation of winds near the earth's surface. A hurricane has maximum sustained winds of 74 mph or higher. A tropical storm has sustained winds of 39-73 mph.



POWER OUTAGES: Blackouts/power outages can happen anywhere, and to anyone, which is why it is so important to be prepared. Power loss is often caused from one of the following: snow, ice storms, hurricanes, tornadoes or other storms with high winds. They can all cause severe damage that can lead to power outages. Flooding, animals and vehicle or construction accidents can also cause power outages.

WINTER STORMS: Winter storms can knock out heat, power and communications, sometimes for days at a time. Winter storms include a variety of weather, including snow or subfreezing temperatures, strong winds and even ice or heavy rain storms. People are injured or killed in traffic accidents on icy roads, or suffer from hypothermia due to prolonged exposure to the cold.



CREATE YOUR PREPAREDNESS KIT:



In a disaster there is no time to get ready. Get ready **now** by taking the essential step of preparing your emergency kit. Your emergency kit should contain basic items that you, your family and pets may need in the event of an emergency. Take the first step towards getting ready now: prepare an emergency kit. At a minimum, plan to have at least a 3-day supply, of food, water and medicine. Create a kit for your home and your car.

It is important to remember to review the content of your kit on a regular basis. Some items could expire. By taking action means checking your kit and exchanging these items for fresh supplies. You can always use supplies to swap out before they expire for lunch or dinner.

Create your preparedness kits with your family members by using one of these [checklists](#):

CLICK to learn more:



Please take a moment to visit NH ALERTS. Fill in the appropriate information to receive public safety notices issued by the State of New Hampshire and severe weather warnings directly from the National Weather Service.

Paul J. Parisi
NH State Fire Marshal



DIVISION OF FIRE SAFETY

33 Hazen Drive
Concord, NH 03305
Phone: (603)223-4289
Arson Hotline:
1-800-400-3526
FMO@dos.nh.gov

PUBLIC EDUCATION SECTION:

DISTRICT CHIEF:

Danielle Cole

EDUCATORS:

Sheryl Nielsen
Mary MacCaffrie
Amy McLaughlin

Message from Marshal Parisi:

Every school year fire and life safety educators do their part in educating your student about fire and life safety awareness. These safety concerns are ones that your youngster may encounter in their daily lives, both at home and away. But no matter how much your child learns at school, they need your support in sharing what they have learned by seeing that these practices are discussed and performed within your home. We ask that you take the next few minutes to read over the content included in this month's newsletter to make sure your environment, as well as your student(s), is as safe as possible. Please share the newsletter information with your family.

This month our newsletter introduces two important top dogs with the NH State Fire Marshal's office, K9 Anthem and K9 Reeves. Together they share with you the importance of school bus safety, the use of dialing/texting 9-1-1 with your child, as well as being prepared for times of natural disasters. Natural disasters are unpredictable and do occur within the state of New Hampshire. Through educating your child on how to be prepared and having them assist in creating and maintaining your home preparedness kit, your child's anxieties may be decreased during times of emergency. Should you have any questions please do not hesitate to reach out to your local fire department or the NH State Fire Marshal's Office.



Paul Parisi
NH State Fire Marshal

Find Us on the Web:

www.nh.gov/safety/divisions/firesafety/



nixle



If you **see** something, **say** something
REPORT SUSPICIOUS ACTIVITY
Call **9-1-1** or your local police department



"If You See Something, Say Something" used with permission of the NY Metropolitan Transportation Authority.

"If You See Something, Say Something®" is a national campaign that raises public awareness of the indicators of terrorism and terrorism-related crime, as well as the importance of reporting suspicious activity to state and local law enforcement.

[Learn More](#)

K9, Student and Parent Approved Websites:

While we encourage students to disconnect and enjoy safe outdoor play we understand that sometimes the weather just doesn't cooperate. So when it comes to computer time try any one of these child friendly fire and life safety websites! Just click a picture to open the link and explore. Have fun learning to be safer!



ReadyNH.gov
TAKE ACTION. BE SAFE.

Any questions or comments regarding this newsletter please feel free to contact:

Sheryl Nielsen

Public Education Specialist

Youth Firesetter Intervention & Education

Sheryl.Nielsen@dos.nh.gov 603-223-4289