



GATHERING IN PLACES OF ASSEMBLY



With Spring comes the excitement of getting together at social events including dance recitals, theatrical productions and graduations to name a few. Unfortunately, every so often the unexpected happens: an earthquake, a fire, a chemical spill, an act of terrorism or some other disaster. We all should have our "Emergency Plans" established for the home; however these do not work when we are away from home. As we enter any public assembly building we need to take a minute to prepare ourselves, our family and friends in case of an emergency.

BEFORE YOU ENTER:

► **Take a good look.** Does the building appear to be in a condition that makes you feel comfortable? Is the main entrance wide and does it open outward to allow easy exit? Is the outside area clear of materials stored against the building or blocking exits?

► **Plan a meeting place.** Pick a meeting place outside to meet family or friends with whom you are attending the function. If there is an emergency, be sure to meet them there.

WHEN YOU ENTER:

***Take a good look around.** Whenever you enter a building you should look for all available exits. Exits may be in front and in back of you. Be prepared by sharing this with others with you so that you all use the closest exit. You may not be able to use the main exit you entered from.

***Check for clear exit paths.** Make sure the aisles are wide enough and not obstructed by chairs or furniture. Check to make sure your exit door is not blocked or chained. If there are not at least two exits or exit paths clear report this violation to the management and leave the building if this is not immediately addressed. Contact your local fire department should you continue to have concerns.



ACTIVITY: Involve young children in creating an [Exit Strategy](#) whenever you are away from home. Begin by asking children to point to the way you entered the building. Now play "I Spy" by having them 'spy out' other ways to EXIT the building should a door not be available. During this time, be sure to create a meeting spot that is safe and away from the building.

SHOULD AN EMERGENCY OCCUR:

React Immediately. If an alarm sounds, you see smoke or fire, or some other unusual disturbance immediately exit the building in an orderly fashion.

Get out Stay out! Just like at home, once you get out, stay out. Under no circumstances should anyone ever go back into a burning building. Let trained firefighters conduct the rescue operations.

[LEARN MORE!](#)



MAY: ELECTRICAL SAFETY MONTH



CFL LIGHTBULB SAFETY

Energy-saving Compact Fluorescent Lightbulbs (CFL) are becoming more common in homes and at work. In addition to using less electricity, they also have a positive impact on the global climate. Here are some important safety tips you should know about CFLs.

► Purchase CFL light bulbs that have the listing label of a recognized testing laboratory. This will ensure that the bulb meets the latest product safety standards.

WHEN A CFL BURNS OUT:

- When a CFL bulb burns out it may smoke and the plastic base may blacken. This is normal and is not a fire safety issue.
- CFLs should **never** be discarded with household trash.

IF A CFL BREAKS:

CFLs are made of glass and can break. Be careful when removing from packaging and installing or removing from a socket. If a CFL breaks:

- **OPEN** a window to allow the room to air out for 5-10 minutes.
- People and pets should **LEAVE** the room.
- **TURN OFF** forced air heating and/or air conditioning.
- **COLLECT** broken glass and visible powder using stiff cardboard, tape or a damp paper towel. **DO NOT VACUUM.**
- **PLACE** the debris in a glass container with a metal cover in a safe location outside until you can dispose of it.
- **CONTINUE** airing out the room for several hours.

FACT:
CFL bulbs contain a small trace of mercury within the glass. When broken, mercury will immediately dissipate into the air. Concentrations of mercury will likely approach zero in an hour or so.

[Learn More](#)


The NH Department of Environmental Services recommends that burned out CFLs be recycled at your local recycling facilities.

NOTE: The NFPA and the NH FMO strongly encourages consumers to regularly check the [Consumer Product Safety Commission \(CPSC.GOV\)](http://ConsumerProductSafetyCommission.gov) for recalls of CFLs and other items that may present a fire danger.



MAY: ELECTRICAL SAFETY

LAJLA FAZLIC, MAPLE AVENUE ELEMENTARY, GOFFSTOWN



Lajla from Maple Avenue Elementary School in Goffstown would like to remind us about electrical safety this month.

1. It is not safe to plug too many cords into one outlet.
2. Outlets and plugs are not safe for babies.
3. Insert outlet covers to make outlets safer for babies.
4. Plugging up outlets can prevent severe injuries to kids.
5. Children can get severely injured if they are not protected around electrical cords and outlets.

Thank you Lajla for these excellent reminders!

[LEARN MORE!](#)

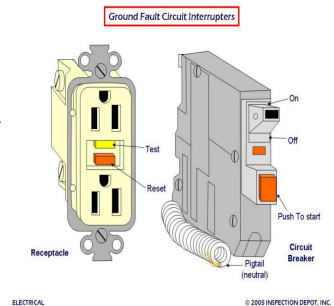
HOME ELECTRICAL SAFETY



Flipping a light switch. Plugging in a vacuum. Charging a cell phone. Electricity makes our lives easier. However, we still need to be careful and keep safety in mind when using it.


SAFETY TIPS:

- Have all electrical work done by a licensed electrician.
- When buying or remodeling a home, have it inspected by a licensed electrician.
- Only plug **one heat-producing appliance** (coffee maker, toaster, space heater, etc.) into a receptacle outlet at a time.
- Major appliances (refrigerators, dryers, washers, stoves, air conditioners, etc.) should be plugged directly into a wall receptacle outlet. Extension cords and plug strips should NOT be used.
- **ARC Fault Circuit Interrupters (AFCIs)** are a kind of circuit breaker that shuts off electricity when a dangerous situation occurs. Have them installed in your home by a licensed electrician.
- Use **Ground Fault Circuit Interrupters (GFCIs)** to reduce the risk of shock. GFCIs shut off an electrical circuit when it becomes a shock hazard. They should be installed inside the home in bathrooms, kitchens, garages and basements. All outdoor receptacles should be GFCI protected.
- Test AFCIs and GFCIs once a month to make sure they are working properly.
- Check electrical cords to make sure they are not running across doorways or under carpets. Extension cords are intended for temporary use. Have a licensed electrician add more receptacle outlets so you don't have to use extension cords.
- Use light bulbs that match the recommended wattage on the lamp fixture. There should be a sticker that indicates the maximum wattage light bulb to use.



[LEARN MORE!](#)

MAY SAFETY EDUCATOR



LIGHTNING SAFETY

Spring is here and that means we are outdoors more. It also means that thunder and lightning storms will happen. Know what to do to keep you and your family safe when storms strike!

OUTDOOR SAFETY:

- **If you can HEAR** thunder you are within striking distance of lightning. Look for shelter inside a home, large building or in a hard-topped vehicle right away.
- **DO NOT** go under trees for shelter. There is no place outside that is safe during a thunderstorm.
- **WAIT at least 30 minutes** after hearing the last clap of thunder before leaving your shelter.
- **Stay away** from windows and doors. Stay off porches.
- **There is NO SAFE place outside.** Places with only a roof on sports fields, golf courses and picnic areas are not safe during a lightning storm. Small sheds should not be used.
- **IF a person is struck by lightning call 9-1-1.** Get medical help right away.

INDOOR SAFETY:

- **Turn off** computers. Stay off corded phones, computers and other things that put you in direct contact with plumbing and electricity.
- **Do not** wash your hands, bathe, shower, do laundry or wash dishes.





ELECTRICAL SAFETY AROUND SWIMMING POOLS, HOT TUBS and SPAS


For many of us, water activities equal fun, but it is important to be aware of electrical hazards while enjoying the water. Know how to be safe around swimming pools, hot tubs and spas.

- If you are putting in a new pool, hot tub or spa, be sure the wiring is performed by a qualified licensed electrician with experience in the special safety requirements for these types of installations.
- Outdoor receptacles must have covers that keep them dry even when appliances are plugged into them.
- Ground-fault circuit interrupters (GFCIs) are special devices designed to protect against electric shock and electrocution. They are required for most pool, spa or hot tub equipment. They may be in the form of an outlet or a circuit breaker. Test the GFCIs monthly according to manufacturer's instructions.
- Electrical appliances, equipment and cords should be kept at least 6 feet away from any water. When possible, use battery operated appliances and equipment such as televisions, radios and stereos.
- Avoid handling electrical devices when you are wet.
- Make sure that any overhead lines maintain the proper distance over a pool and other structures, such as a diving board. If unsure, contact a qualified licensed electrician or your local utility company to make sure power lines are a safe distance away.
- Do not swim during a thunderstorm.
- Have a qualified licensed electrician periodically inspect and when necessary replace or upgrade the electrical devices or equipment that keep your pool, hot tub or spa electrically safe.
- Have a qualified licensed electrician show you how to turn off all power in event of an emergency.



KNOW THE RISKS!

- ▶ Electrocutation is death by an electrical shock. Be aware that when skin is wet or when surrounding surfaces, such as grass or pool deck, are wet. Wet surfaces can greatly increase the chance of electrocution when electricity is present.
- ▶ There are several signs of electrical shock. Swimmers may feel a tingling sensation, experience muscle cramps or may not be able to move. They may feel as if something is holding them in place.



- ▶ If you think someone in the water is being shocked, turn off all power but do not attempt to go in the water. Use a fiberglass rescue hook that doesn't conduct electricity to help the swimmer. Have someone call 9-1-1.
- ▶ If you think you are being shocked while in the water move away from the source of the shock. Get out of the water.

LEARN MORE!

Learn more about what you can do to make sure your family is as safe as possible when it comes to electrical safety by clicking on these icons.



[Home Checklist](#)



[Outdoor](#)



[Boating](#)

Paul J. Parisi
NH State Fire Marshal



**NH STATE FIRE MARSHAL
DEPARTMENT OF SAFETY**
33 Hazen Drive
Concord, NH 03305
Phone: (603)223-4289
Arson Hotline:
1-800-400-3526
FMO@dos.nh.gov

**PUBLIC EDUCATION
SECTION:**

K9 District Chief:

Stacey Dubois

EDUCATORS:

Sheryl Nielsen
Mary MacCaffrie
Amy McLaughlin

Message from Marshal Parisi:

May is Electrical Safety Month; a month dedicated to educating the public about the steps that can be taken in order to reduce the number of electrically related fires, fatalities, injuries and property loss. As we know, electricity makes our lives so much easier, but there are times when we take its power and its potential for fire related hazards for granted. I can assure you that most home fires are preventable if electrical systems are well maintained and updated when needed. If you take the time to inspect all outlets and electrical cords regularly for damage or deterioration and repair them, you can reduce your risk of a house fire as well as other accidents. According to the National Fire Protection Association, electrical cords and temporary wiring account for over 25% of the estimated 81,000 electrical system fires that occur each year. The risk of fires and injuries can be reduced by following the essential home electrical safety tips that have been included in this *Safety Educator* Newsletter.

During the month of May we begin to attend social gatherings in places of assembly (theaters, restaurants, gymnasiums, auditoriums, etc.). It is extremely important that you be aware of your surroundings, feel comfortable with the location, and create an emergency plan that includes an EXIT STRATEGY in the event of an emergency. Should you have questions about the topics in this newsletter, please do not hesitate to contact your local fire department or the NH State Fire Marshal's Office.

Paul J. Parisi
NH State Fire Marshal



K9, Student and Parent Approved Websites:

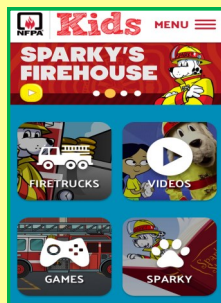
While we encourage students to disconnect and enjoy safe outdoor play we understand that sometimes the weather just doesn't cooperate. So when it comes to computer time...



try any one of these child friendly fire and life safety websites!

Just click a picture to open the link and play.

Have fun learning to be safer!



Find Us on the Web:

www.nh.gov/safety/divisions/firesafety/



Any questions or comments regarding this newsletter please feel free to contact:

Sheryl Nielsen
Public Education Specialist
Youth Firesetter Intervention & Education
Sheryl.Nielsen@dos.nh.gov 603-223-4289