



# JANUARY SAFETY EDUCATOR

A Family Fire & Life Safety Education Newsletter

**K9 Reeves**    **K9 Anthem**


## CALLING ALL 3rd GRADE STUDENTS! Don't miss out on participating in the 8th Annual NH Fire & Life Safety Calendar Contest.

The NH State Fire Marshal's Office, as well as the NH Fire Prevention Society, are calling **ALL 3rd Grade Students** within the state of New Hampshire.... **WE NEED YOU!!**

We all know that fire prevention and life safety awareness should be a part of daily life throughout the year. Every year we invite 3rd grade students (in public, private and homeschool settings) to take on this fun, educational challenge of researching a fire and life safety theme and designing a poster showing their important fire prevention and life safety message. **For this contest students will need to:**

- **Research** a chosen topic from the provided list to ensure that the safety message and picture is accurate.
- Use **white paper** not exceeding 11"x17".
- Draw the poster in a **landscape** orientation.
- Fill out the contact information (form online) and attach to the **back of poster**.
- Submit no later than **February 28, 2020**

Now remember kids, we do encourage you to ask your classroom, or art teacher, to get the whole class involved, but you can certainly enter individually! Winners will be notified and invited to attend an evening of recognition with Sparky the Fire Dog!



**LEARN MORE!**

### JANUARY: HOME FIRE SPRINKLER PROTECTION by Ellen Vong, St. Catherine of Siena School in Manchester



Ellen would like to remind New Hampshire home owners that fire sprinklers can save property from being damaged or destroyed. "Sprinklers will prevent fire from spreading." Thank you Ellen for this important reminder ~ sprinklers can save lives and limit property damage!

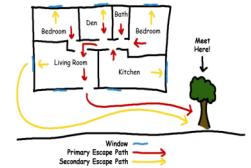


# Fire Safety During Winter Storms



Winter storms can happen and they can cause us many problems. Know what to do before, during and after a winter storm. This will help keep you and your family safe from a winter fire.

- **Test** all smoke and carbon monoxide alarms. This way you will know they are working.
- **Review** your home escape plan with two ways out of every room and the home.
- **Clear** all home exits, driveway and front walkway of ice and snow. This will provide easy and safe access in and out your home.



- Make sure your **house number is visible** from the street. This will help emergency personnel find your home in the event of an emergency.
- Be prepared should the power go out. **Have flashlights** and battery-powered lighting on hand. Never use candles.
- During and after the snowstorm, make sure **vents for the dryer, furnace, stove, and fireplace are clear** of snow build-up to avoid carbon monoxide poisoning.
- **Check in on neighbors** and others who may need help.



- **Generators should ONLY be used outdoors. Keep them away from windows and doors. DO NOT run a generator indoors. This includes in your home, garage or barn; even if the door is open.**

- **Stay away from any downed wires.** Report any downed wires to authorities.
- **Be ready if the heat stops working.** Use extra layers of clothes and blankets to stay warm. If you use an emergency heat source like a space heater be sure to keep anything that can burn at least 3 feet away.
- **Keep up with weather** forecasts using tv, reliable news apps as well as social media.



[Learn More](#)



Remember part of being prepared is being informed. Sign up for NH Alerts today.  
[Sign up for Emergency Alerts and Download the NH Alerts App](#)

## GENERATOR SAFETY

When using portable generators please, for the safety of you, your family and pets follow these guidelines.

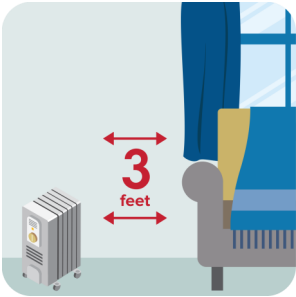


- Use portable generators outdoors in well-ventilated areas at least 5' away from all doors, windows and vents.
- Make sure you have working carbon monoxide alarms in your home.
- Do not use a generator in a wet area. This can cause shock or electrocution.
- Turn off generators and let them cool down before refueling. Never refuel a generator while it is hot.
- Store fuel in a container that is intended for the purpose and is correctly labeled as being for fuel. These containers should be stored outdoors.

[Learn More](#)

## Electric Portable Space Heater Safety

When the weather turns cold, it can bring a chill into our homes. Portable space heaters have become a popular way to supplement central heating or to heat one room. If you plan to use portable electric space heaters, make sure to follow these tips and recommendations.




- Purchase a heater with the seal of a qualified testing laboratory.
- Keep the heater at least 3 feet away from anything that can burn, including people.
- Choose a heater with a thermostat and overheat protection.
- Place the heater on a solid, flat surface.
- Make sure your heater has an auto shut-off to turn the heater off should it tip over.
- Keep space heaters out of the way of foot traffic. Never block an exit.
- Plug the heater directly into the wall outlet. Never use an extension cord.
- Space heaters should be turned off and unplugged when you leave the room or go to bed.

[Learn More](#)

## Wood & Pellet Stove Safety

As the temperature drops outside, wood and pellet stoves may be fired up inside the home. What you may not realize is that heating equipment is one of the leading causes of home fires during the winter months.



- Have a **qualified** professional install stoves, chimney connectors, and chimneys.
- Stoves should have the **label** of an independent testing laboratory.
- In wood stoves, burn only **dry**, seasoned wood. In pellet stoves, burn only dry, seasoned wood pellets.
- Have your chimney and stove **inspected** and cleaned by a certified chimney sweep every fall just before heating season.
- **Clean** the inside of your stove periodically using a wire brush.
- Allow ashes to **cool** before disposing of them. Place the ashes in a covered metal

container. Keep the container at least 10 feet away from the home and other buildings.

- Keep a close eye on children whenever a wood or pellet stove is being used. Remind them to stay at least **3 feet away** from the stove.
- Stoves need **space**. Keep anything that can burn at least 3 feet away from the stove.
- **Install** and **maintain** carbon monoxide alarms (CO) outside each sleeping area



[LEARN MORE!](#)





**Paul J. Parisi**  
**NH State Fire Marshal**



**DIVISION OF FIRE SAFETY**

33 Hazen Drive  
Concord, NH 03305  
Phone: (603)223-4289  
Arson Hotline:  
1-800-400-3526  
FMO@dos.nh.gov

**PUBLIC EDUCATION SECTION:**

**BUREAU COMMANDER:**

Danielle Cole

**EDUCATORS:**

Sheryl Nielsen  
Mary MacCaffrie  
Amy McLaughlin

**Message from Marshal Parisi:**

The new year has arrived and with it comes ice, snow and cold weather. During the winter, we know that there is an increased risk of carbon monoxide incidents related to home heating appliances. At the NH State Fire Marshal's Office, we strive to provide you with the most up to date information about how to avoid a carbon monoxide incident in your home. Please dedicate some time to read this newsletter and then go through your home to ensure that it is equipped with working smoke and carbon monoxide alarms, it could save your life.

You can learn more details about each topic in the newsletter by visiting the links provided. Please also consider reaching out to any older adults within your family and community that could use some assistance in making sure their homes are safe. Should you have any questions or concerns please do not hesitate to contact your local fire department or the NH State Fire Marshal's Office. We wish you and your family, a happy, healthy and especially safe 2020.



Paul J. Parisi  
NH State Fire Marshal

Find Us on the Web:  
[www.nh.gov/firesafety](http://www.nh.gov/firesafety)

If you **see** something, **say** something  
REPORT SUSPICIOUS ACTIVITY  
Call 9-1-1 or your local police department



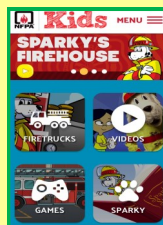
"If You See Something, Say Something" used with permission of the NY Metropolitan Transportation Authority.

"If you **see** something, **say** something" is a national campaign that raises public awareness of the indicators of terrorism and terrorism-related crime, as well as the importance of reporting suspicious activity to state and local law enforcement.

[LEARN MORE](#)

**K9, Student and Parent Approved Websites:**

While we encourage students to disconnect and enjoy safe outdoor play we understand that sometimes the weather just doesn't cooperate. So when it comes to computer time try any one of these child friendly fire and life safety websites! Just click a picture to open the link and explore. Have fun learning to be safer!



**ReadyNH.gov**  
TAKE ACTION. BE SAFE.

Any questions or comments regarding this newsletter please feel free to contact:

**Sheryl Nielsen**  
Public Education Specialist  
Youth Firesetter Intervention & Education  
[Sheryl.Nielsen@dos.nh.gov](mailto:Sheryl.Nielsen@dos.nh.gov) 603-223-4289