

MAY 2023

NHFIRS NEWSLETTER

NH FIRE INCIDENT REPORTING NEWS



DATA QUALITY AND CODING HELP

Have NHFIRS Incident Reporting and Coding Questions?

Contact us at:
(603) 223-4289 or
NHFIRS@dos.nh.gov

Robert B. Farley, COML
Deputy State Fire Marshal (Ret.)
NHFIRS State Program Manager
(603) 223-3875
Robert.B.Farley@dos.nh.gov

Lorrinda A. Estabrook
NFIRS Program Coordinator
(603) 223-3710
Lorrinda.A.Estabrook@dos.nh.gov

Have questions about the Elite Fire RMS System?

Joseph Cartier, BS, NRP
(603) 223-4303
Joseph.W.Cartier@dos.nh.gov

Chip Cooper, MPH, NRP
(603) 223-4200
Richard.L.Cooper@dos.nh.gov

NH Division of Fire Safety
Office of the State Fire Marshal
Mailing Address: 33 Hazen Drive
Concord, NH 03305
Phone: 603-223-4289
Arson Hotline: 1-800-400-3526
Email: FMO@dos.nh.gov
nh.gov/safety/divisions/firesafety

FOLLOW US @NHFM0  

DIRECTOR'S MESSAGE

For decades, the fire service has been collecting data and documenting incidents that are submitted to the US Fire Administration's statistical database, including New Hampshire's statewide repository. We recognize the importance of communicating this valuable information back to our stakeholders, so that we are all speaking the same language and have a common understanding of what's going on in our state when it comes to emergency response activities.

This is especially true as many of our fire service partners are making decisions around staffing, training, operations, and funding to ensure safe and effective service to communities across the state. In a time of increased budget constraints at the local level, high quality data can dramatically improve eligibility for public safety grants and help demonstrate the scope and value provided by fire departments in their many responsibilities, which only seem to increase.

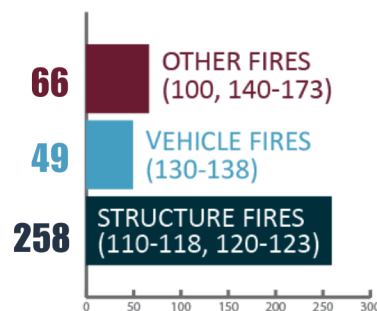
Since 2015, New Hampshire fire departments, the NH Fire Academy, and emergency medical service organizations have received more than \$24 million in funding from AFG grants and more than \$15 million in funding from SAFER grants.



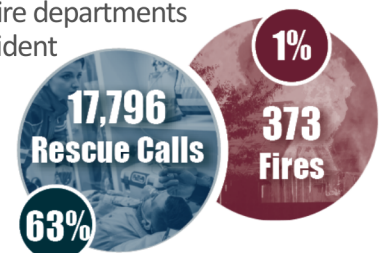
Sean P. Toomey
NH State Fire Marshal

The ability to articulate and display high-quality data is essential for today's fire service professionals so they may provide excellent service to those who rely on them. In partnership with this effort to support data-driven decisions for enhanced public safety, we are excited to share this newsletter with you.

NH STATE FIRES FOR JANUARY-MARCH 2023



373 fires were reported for the first quarter of 2023. This is 1.3% of all 28,321 calls, representing 162 fire departments that submitted incident data during this timeframe.



IT IS OUR MISSION TO SAVE LIVES AND PROPERTY THROUGH EDUCATION, ENGINEERING AND ENFORCEMENT.

REPORTING INCIDENTS FOR Q1: JAN-MAR 2023

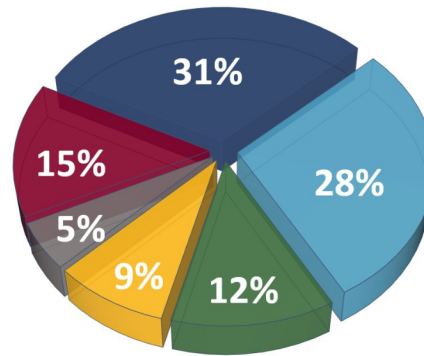
TOP 10 REPORTED HEAT SOURCES OF FIRES

TOP 10	HEAT SOURCE	NUMBER OF REPORTED INCIDENTS
1	Heat from powered equipment	32
2	Hot ember or ash	22
3	Heat source: other	17
4	Arcing	16
5	Radiated, conducted heat from operating...	13
6	Hot or smoldering object, other	12
7	Spark, ember or flame from operating...	8
8	Cigarette	7
9	Cigarette lighter	5
10	Heat from other open flame or smoking...	4



TOP 5 ACTIONS TAKEN DURING RESCUE & EMS CALLS [17,796 Total Rescue Calls Reported]

CODES 300- & 331-381



- Provide Basic Life Support (BLS)
- Provide Advanced Life Support (ALS)
- Emergency Medical Services (EMS)
- Provide first aid & check for injuries
- Transport person
- All other

63% of reports had a blank space left for Heat Source among fire incidents reported in NHFIRS.

Would the data convey the same message if there were fewer blank spaces?

NH FIRE DEPARTMENTS WITH A SCORE OF 100% INCIDENT REPORTING RESULTS FOR Q1: JAN-MAR 2023

100%

Acworth	Charlestown	Franklin	Jefferson	New London	Strafford
Allenstown	Chesterfield	Freedom	Keene	Newmarket	Sullivan
Alstead	Chester	Fremont	Kensington	North Hampton	Sunapee
Alton	Chichester	Gilford	Laconia	North Walpole	Swanzy
Amherst	Claremont	Gilmanton	Landaff	Ossipee Corner	Tamworth
Antrm	Colebrook	Goffstown	Lebanon	Pelham	Temple
Ashland	Cornish	Gorham	Lisbon	Pembroke	Tilton-Northfield
Atkinson	Croydon	Grantham	Litchfield	Peterborough	Troy
Auburn	Danbury	Hampstead	Littleton	Piermont	Twin Mountain
Barrington	Danville	Hampton Falls	Manchester	Plymouth	Wakefield
Bartlett	Deering	Hampton	-Airport	Richmond	Walpole
Belmont	Dover	Hancock	Marlborough	Roxbury	Warner
Boscawen	Dublin	Hanover	Marlow	Rye	Warren
Bow	Dunbarton	Harrisville	Meredith	Salem	Weare
Bradford	Durham	Hebron	Milan	Salisbury	Wentworth
Brentwood	East Kingston	Henniker	Mont Vernon	Sanbornton	West Ossipee
Bridgewater	Enfield	Hillsborough	Moultonborough	Sandown	Wilmot
Bristol	Epping	Hindale	Nelson	Seabrook	Wilton
Brookline	Epsom	Holderness	New Boston	Somersworth	Winchester
Canaan	Exeter	Hollis	Newbury	South Hampton	Wolfeboro
Canterbury	Farmington	Hooksett	New Durham	Stark	Woodstock
Center Conway	Fitzwilliam	Jackson	Newington		
Center Harbor	Francestown	Jaffrey	New Ipswich		

JOIN THE 100% CLUB

133 / 76% HAVE A PERFECT SCORE IN 2023

FIRE DEPARTMENTS

SO FAR THIS YEAR, **80%** HAVE SUBMITTED AT LEAST SOME DATA



For additional information about incident reporting in NH, visit the website below or scan the QR code to the left.

firemarshal.dos.nh.gov/fire-department-resources/incident-reporting

*Source: 202 Fire Departments with FDID numbers, as listed on the 2022 NHFMO participation report spreadsheet.