

Pavement Condition

All Conditions Statewide



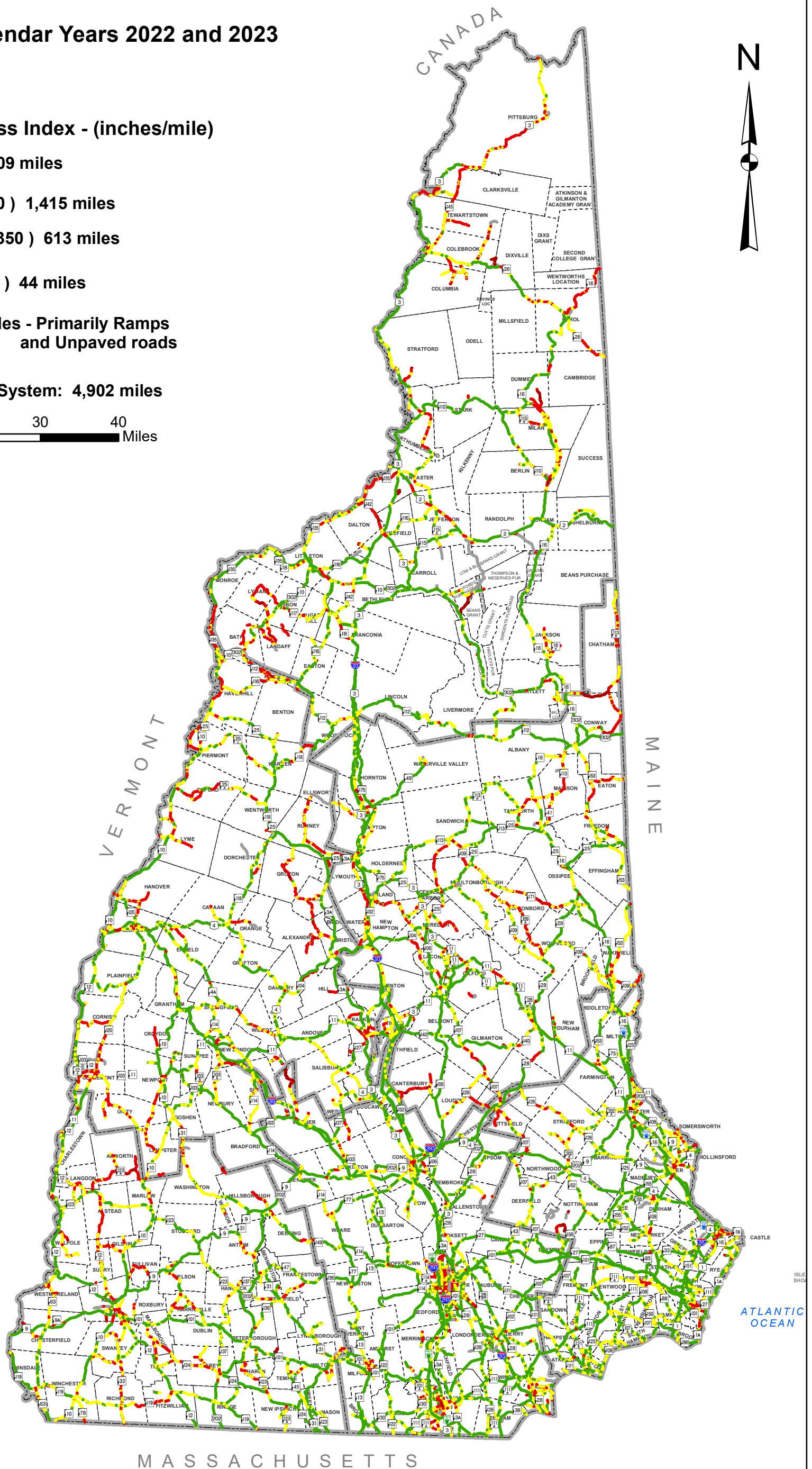
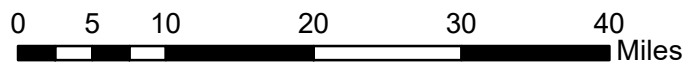
As collected in Calendar Years 2022 and 2023

Legend

International Roughness Index - (inches/mile)

- Good (< 95) 2,509 miles
- Fair (≥ 95 to ≤ 170) 1,415 miles
- Poor (> 170 to ≤ 350) 613 miles
- Very Poor (> 350) 44 miles
- Not Rated 321 miles - Primarily Ramps and Unpaved roads

New Hampshire Highway System: 4,902 miles

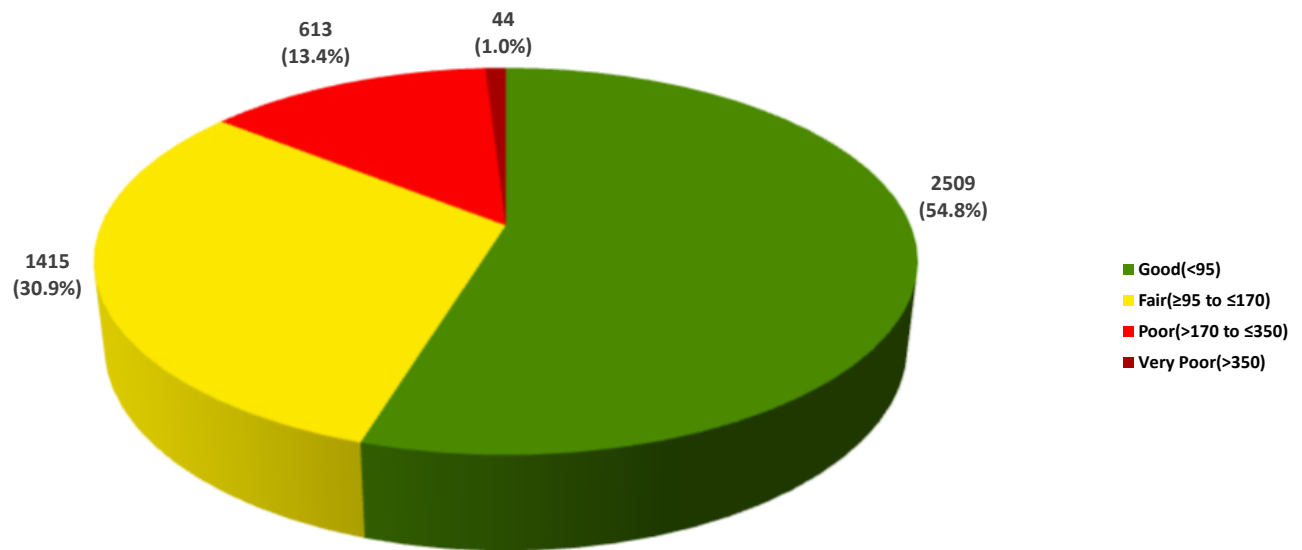


**Pavement Condition
Collection Year 2023
(based on IRI)**

Condition	Tier 1		Tier 2		Tier 3		Tier 4		Compact		Statewide	
	Miles	% of Tier	Miles	% of Tier	Miles	% of Tier	Miles	% of Tier	Miles	% of Tier	Miles	% of Tier
Good(<95)	596	96.5%	1,016	73.1%	684	47.7%	156	18.5%	57	19.0%	2,509	54.8%
Fair(≥95 to ≤170)	20	3.3%	296	21.3%	572	39.9%	376	44.5%	151	50.9%	1,415	30.9%
Poor(>170 to ≤350)	1	0.2%	75	5.4%	173	12.1%	281	33.3%	82	27.8%	613	13.4%
Very Poor(>350)	0	0.0%	2	0.1%	4	0.3%	31	3.7%	7	2.3%	44	1.0%
Not Rated	228		43		3		43		4		321	
Statewide	845	100.0%	1,431	100.0%	1,437	100.0%	887	100.0%	301	100.0%	4,902	100.0%

Notes: Not Rated - Ramps and gravel roads are not collected
 Compact - Highways that are part of the state system, maintained by municipalities
 Miles are barrel miles
 Miles may not sum due to rounding
 Collection Cycle:
 - NHS, including Interstates and Turnpikes, collected in 2023
 - Unnumbered roads collected in 2022.
 - Non-NHS numbered routes collected in 2023

Statewide Condition Mileage



Tier Condition Mileage

