

Pavement Condition

All Conditions Statewide

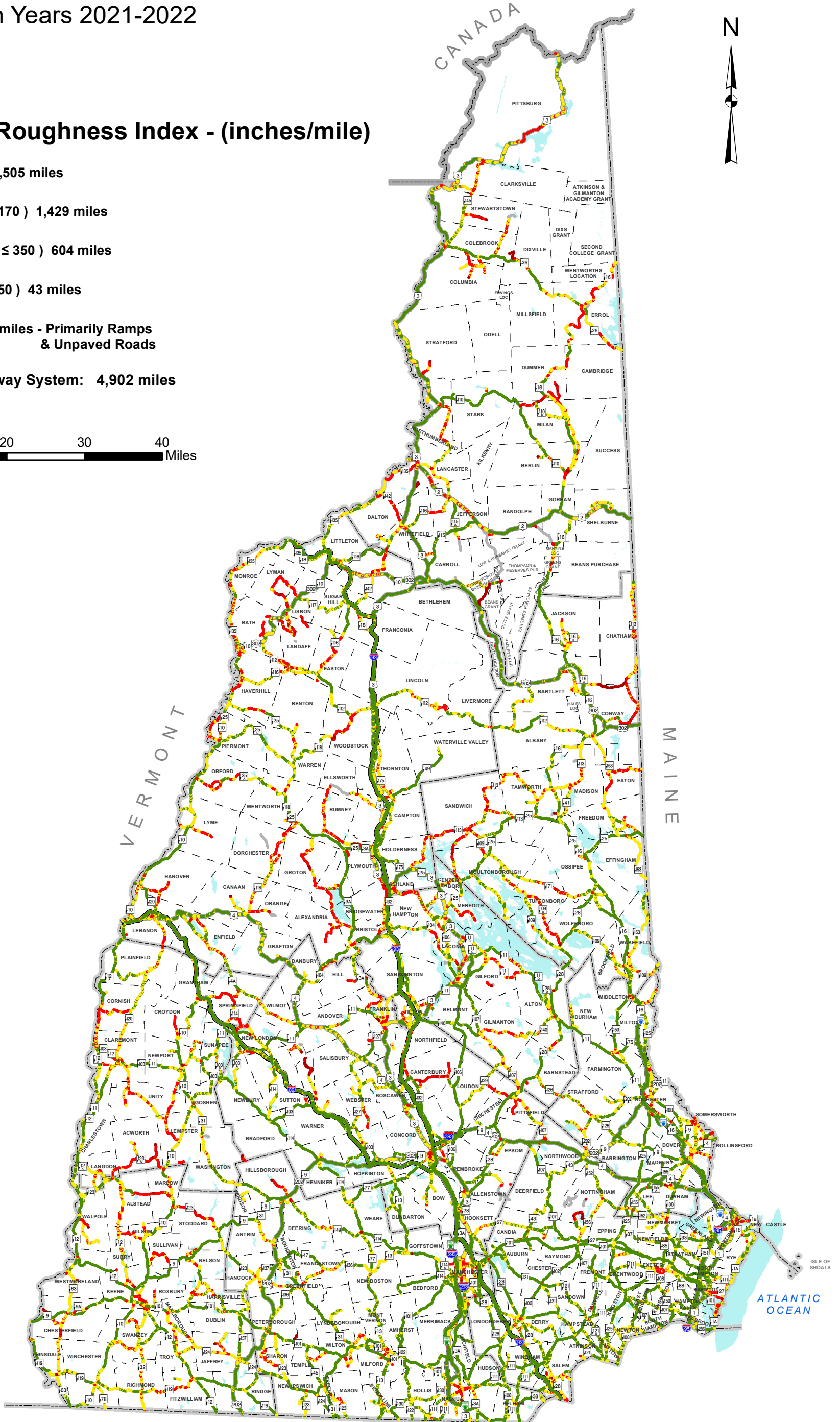
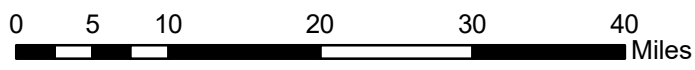
As Collected in Years 2021-2022

Legend

International Roughness Index - (inches/mile)

- Good (< 95) 2,505 miles
- Fair (≥ 95 to ≤ 170) 1,429 miles
- Poor (> 170 to ≤ 350) 604 miles
- Very Poor (> 350) 43 miles
- Not Rated 321 miles - Primarily Ramps & Unpaved Roads

New Hampshire Highway System: 4,902 miles

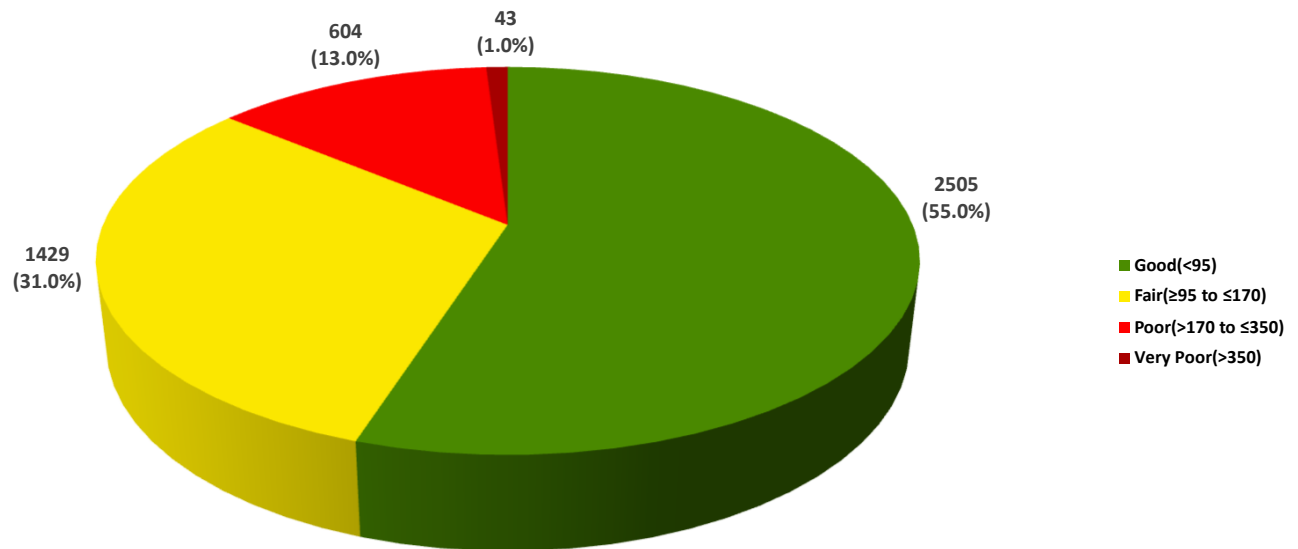


**Pavement Condition
Collection Year 2022
(based on IRI)**

Condition	Tier 1		Tier 2		Tier 3		Tier 4		Compact		Statewide	
	Miles	% of Tier	Miles	% of Tier	Miles	% of Tier	Miles	% of Tier	Miles	% of Tier	Miles	% of Tier
Good(<95)	600	97.0%	1,023	74.0%	665	46.0%	159	19.0%	57	19.0%	2,505	55.0%
Fair(≥95 to ≤170)	17	3.0%	299	21.0%	582	41.0%	378	45.0%	154	52.0%	1,429	31.0%
Poor(>170 to ≤350)	0	0.2%	66	5.0%	180	13.0%	277	33.0%	81	27.0%	604	13.0%
Very Poor(>350)	0	0.0%	1	0.0%	6	0.0%	31	3.0%	5	2.0%	43	1.0%
Not Rated	228		42		3		43		4		321	
Statewide	845	100.0%	1,431	100.0%	1,437	100.0%	888	100.0%	301	100.0%	4,902	100.0%

Notes: Not Rated - Ramps and gravel roads are not collected
 Compact - Highways that are part of the state system, maintained by municipalities
 Miles are barrel miles
 Miles may not sum due to rounding
 Collection Cycle:
 - NHS, including Interstates and Turnpikes, collected in 2022
 - Unnumbered roads collected in 2022.
 - Non-NHS numbered routes collected in 2021

Statewide Condition Mileage



Tier Condition Mileage

