


Pavement Condition

All Conditions Statewide

As collected in Calendar Years 2020 and 2021

Legend


International Roughness Index - (inches/mile)

 Good (< 95) 2,513 miles

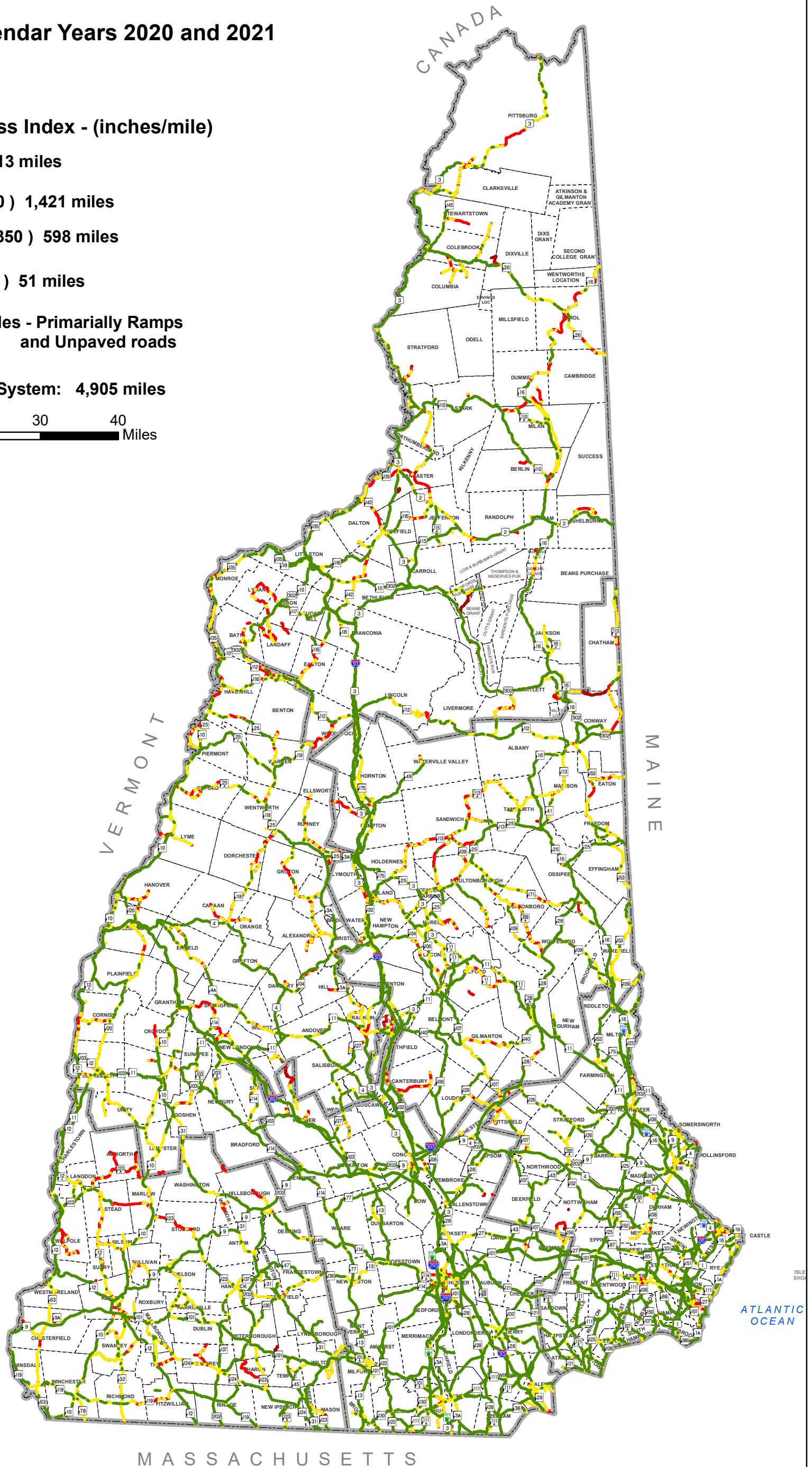
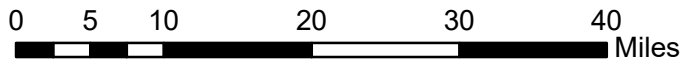
 Fair (≥ 95 to ≤ 170) 1,421 miles

 Poor (> 170 to ≤ 350) 598 miles

 Very Poor (> 350) 51 miles

 Not Rated 321 miles - Primarily Ramps and Unpaved roads

New Hampshire Highway System: 4,905 miles



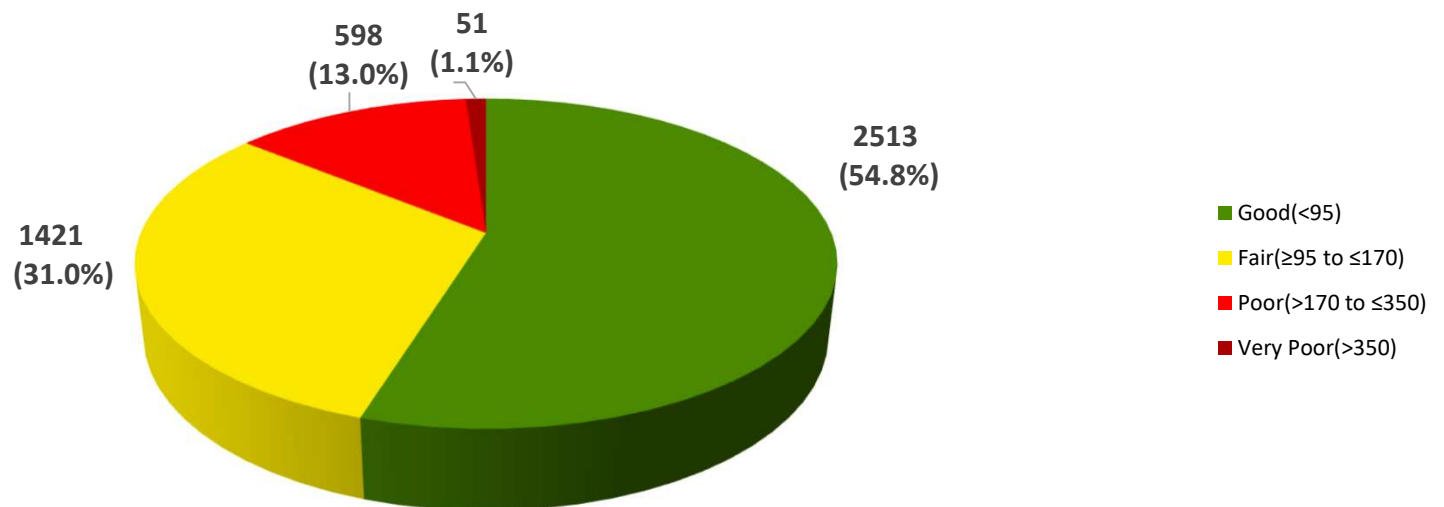
Pavement Condition Collection Year 2021

(based on IRI)

Conditions	Tier 1		Tier 2		Tier 3		Tier 4		Compact		Statewide	
	Miles	% of Tier	Miles	% Tier	Miles	% Tier	Miles	% Tier	Miles	% Tier	Miles	% Tier
Good(<95)	605	97.9%	1022	73.6%	668	46.6%	161	19.0%	57	19.4%	2513	54.8%
Fair(≥95 to ≤170)	12	2.0%	299	21.5%	587	40.9%	371	43.8%	152	51.6%	1421	31.0%
Poor(>170 to ≤350)	0	0.1%	67	4.8%	174	12.1%	277	32.7%	79	26.7%	598	13.0%
Very Poor(>350)	0	0.0%	1	0.0%	6	0.4%	38	4.5%	7	2.3%	51	1.1%
Not Rated	228		43		4		43		3		321	
Statewide	845	100%	1432	100%	1439	100%	890	100%	299	100%	4904	100%

- Notes:** Not Rated - Ramps and gravel roads are not collected
 Compact - Highways that are part of the state system, maintained by municipalities
 Miles are barrel miles
 Miles may not sum due to rounding
 Collection Cycle:
 - NHS, including Interstates and Turnpikes, collected in 2021
 - Unnumbered roads collected in 2020.
 - Non-NHS numbered routes collected in 2021

Statewide Condition Mileage



Tier Condition Mileage

