

# Pavement Condition

## All Conditions Statewide

As Collected in Years 2019-2020


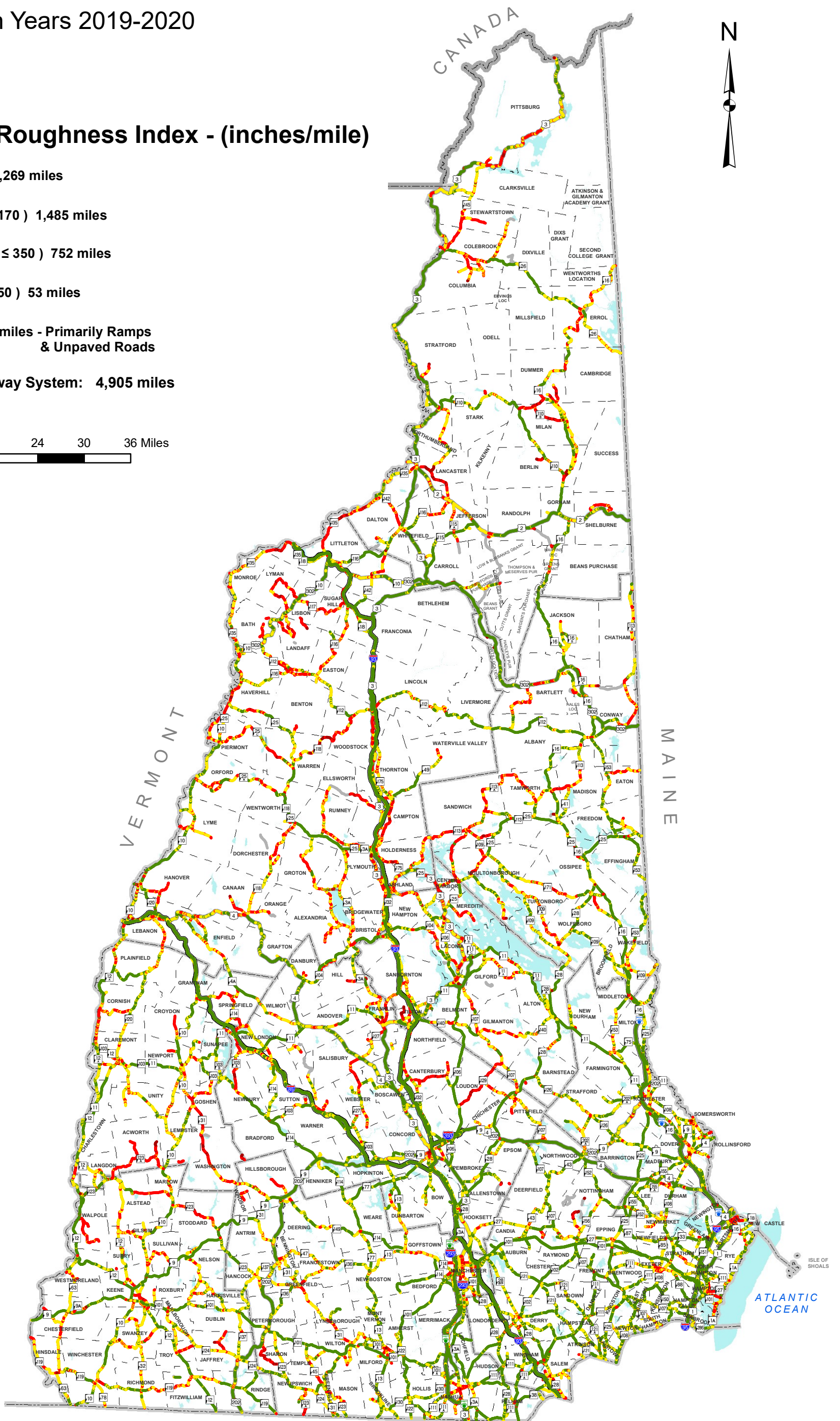
### Legend

#### International Roughness Index - (inches/mile)

- Good ( $< 95$ ) 2,269 miles
- Fair ( $\geq 95$  to  $\leq 170$ ) 1,485 miles
- Poor ( $> 170$  to  $\leq 350$ ) 752 miles
- Very Poor ( $> 350$ ) 53 miles
- Not Rated 346 miles - Primarily Ramps & Unpaved Roads

New Hampshire Highway System: 4,905 miles

0 3 6 12 18 24 30 36 Miles

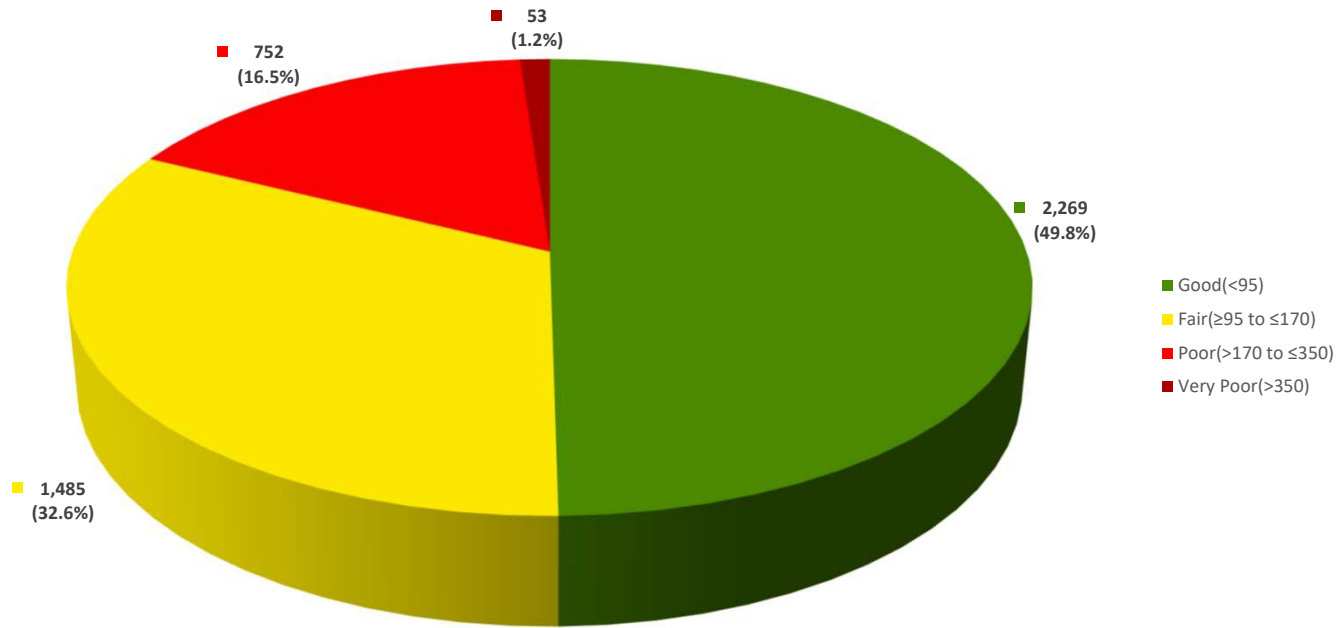



**Pavement Condition  
Collection Year 2020  
(based on IRI)**

Condition	Tier 1		Tier 2		Tier 3		Tier 4		Compact		Statewide	
	Miles	% of Tier	Miles	% of Tier	Miles	% of Tier	Miles	% of Tier	Miles	% of Tier	Miles	% of Tier
Good(<95)	600	97.1%	935	67.5%	525	36.6%	154	18.6%	55	18.5%	2,269	49.8%
Fair(≥95 to ≤170)	17	2.7%	341	24.6%	627	43.7%	362	43.8%	139	47.3%	1,485	32.6%
Poor(>170 to ≤350)	1	0.2%	106	7.6%	267	18.6%	288	34.9%	90	30.4%	752	16.5%
Very Poor(>350)	0	0.0%	3	0.2%	16	1.1%	22	2.7%	11	3.8%	53	1.2%
Not Rated	228		46		4		65		4		346	
Statewide	845	100.0%	1,431	100.0%	1,439	100.0%	891	100.0%	299	100.0%	4,905	100.0%

**Notes:** Not Rated - Ramps and gravel roads are not collected  
 Compact - Highways that are part of the state system, maintained by municipalities  
 Miles are barrel miles  
 Miles may not sum due to rounding  
 Collection Cycle:  
 - NHS, including Interstates and Turnpikes, collected in 2020  
 - Unnumbered roads collected in 2020.  
 - Non-NHS numbered routes collected in 2019

**Statewide Condition Mileage**



**Tier Condition Mileage**

