

Pavement Condition

All Conditions Statewide

As Collected in Years 2018-2019


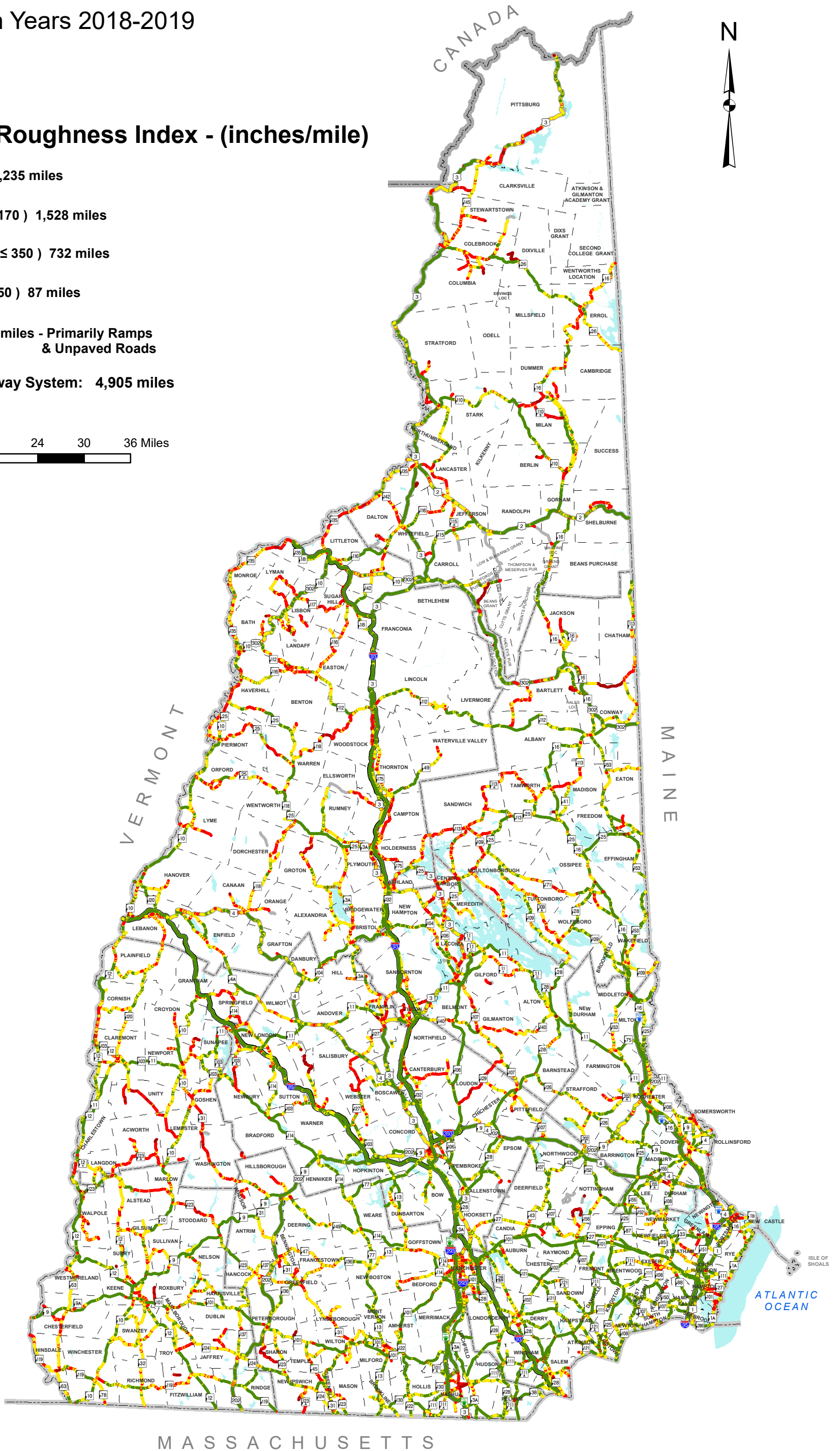
Legend

International Roughness Index - (inches/mile)

- Good (< 95) 2,235 miles
- Fair (≥ 95 to ≤ 170) 1,528 miles
- Poor (> 170 to ≤ 350) 732 miles
- Very Poor (> 350) 87 miles
- Not Rated 324 miles - Primarily Ramps & Unpaved Roads

New Hampshire Highway System: 4,905 miles

0 3 6 12 18 24 30 36 Miles

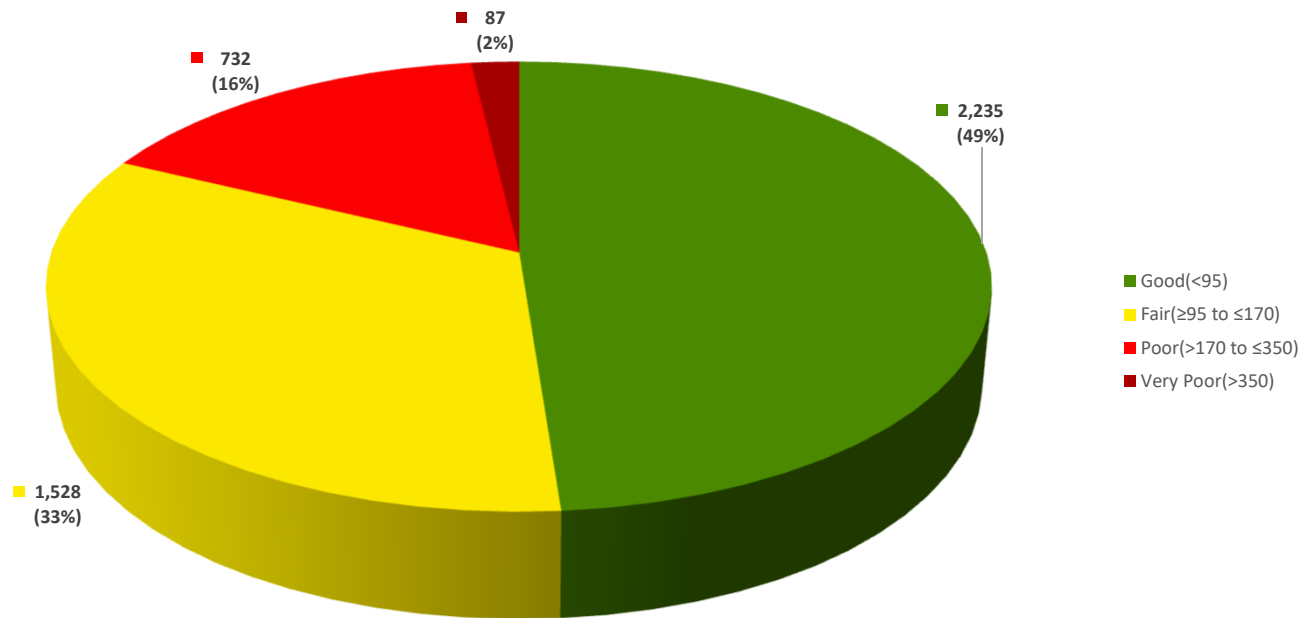



**Pavement Condition
Collection Year 2019
(based on IRI)**

Condition	Tier 1		Tier 2		Tier 3		Tier 4		Compact		Statewide	
	Miles	% of Tier	Miles	% of Tier	Miles	% of Tier	Miles	% of Tier	Miles	% of Tier	Miles	% of Tier
Good(<95)	595	96%	911	66%	519	36%	156	18%	55	18%	2,235	49%
Fair(≥95 to ≤170)	22	4%	359	26%	629	44%	383	45%	135	45%	1,528	33%
Poor(>170 to ≤350)	1	0%	110	8%	268	19%	261	31%	91	31%	732	16%
Very Poor(>350)	0	0%	5	0%	19	1%	47	6%	15	5%	87	2%
Not Rated	228		43		4		46		3		324	
Statewide	845	100%	1,429	100%	1,439	100%	893	100%	299	100%	4,905	100%

Notes: Not Rated - Ramps and gravel roads are not collected
 Compact - Highways that are part of the state system, maintained by municipalities
 Miles are barrel miles
 Miles may not sum due to rounding
 Collection Cycle:
 - NHS, including Interstates and Turnpikes, collected in 2019
 - Unnumbered roads collected in 2018.
 - Non-NHS numbered routes collected in 2019

Statewide Condition Mileage



Tier Condition Mileage

