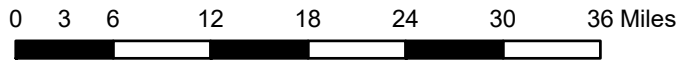


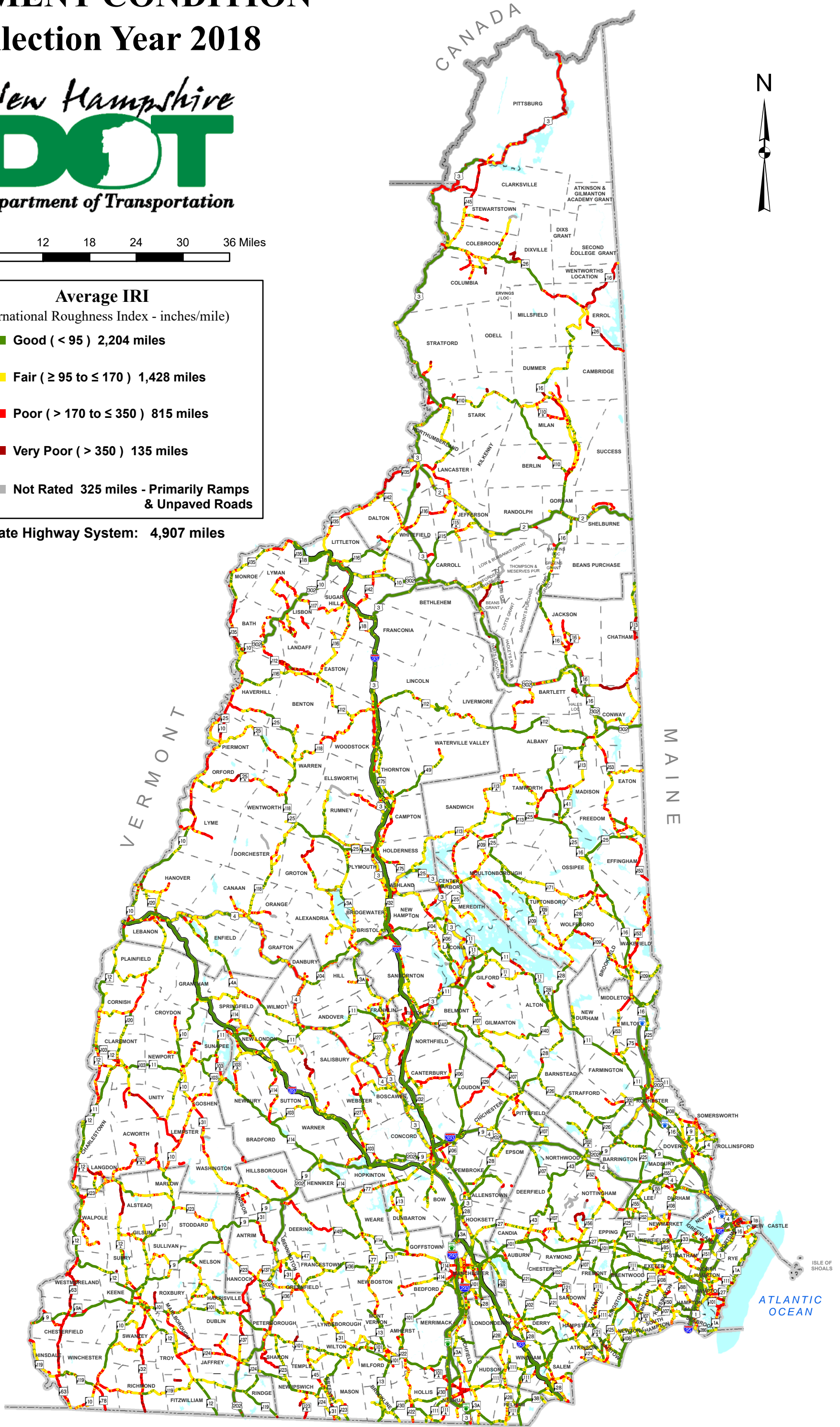
PAVEMENT CONDITION

Collection Year 2018



| Average IRI (International Roughness Index - inches/mile) | |
|--|---|
| | Good (< 95) 2,204 miles |
| | Fair (≥ 95 to ≤ 170) 1,428 miles |
| | Poor (> 170 to ≤ 350) 815 miles |
| | Very Poor (> 350) 135 miles |
| | Not Rated 325 miles - Primarily Ramps & Unpaved Roads |

State Highway System: 4,907 miles



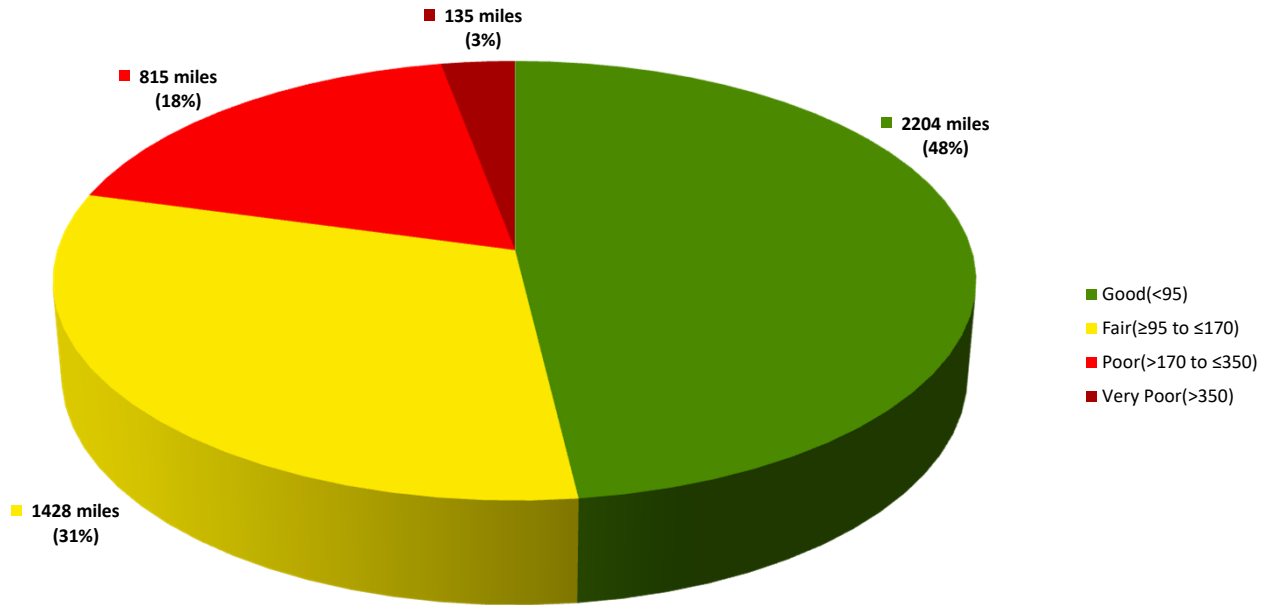
MASSACHUSETTS

**Pavement Condition
Collection Year 2018
(based on IRI)**

| Condition | Tier 1 | | Tier 2 | | Tier 3 | | Tier 4 | | Compact | | Statewide | |
|--------------------|--------|-----------|--------|-----------|--------|-----------|--------|-----------|---------|-----------|-----------|-----------|
| | Miles | % of Tier | Miles | % of Tier | Miles | % of Tier | Miles | % of Tier | Miles | % of Tier | Miles | % of Tier |
| Good(<95) | 594 | 96% | 878 | 63% | 524 | 37% | 157 | 18% | 51 | 17% | 2,204 | 48% |
| Fair(≥95 to ≤170) | 23 | 4% | 330 | 24% | 561 | 39% | 387 | 46% | 128 | 43% | 1,428 | 31% |
| Poor(>170 to ≤350) | 1 | 0% | 155 | 11% | 307 | 21% | 255 | 30% | 97 | 33% | 815 | 18% |
| Very Poor(>350) | 0 | 0% | 22 | 2% | 42 | 3% | 51 | 6% | 20 | 7% | 135 | 3% |
| Not Rated | 227 | | 44 | | 4 | | 46 | | 3 | | 325 | |
| Statewide | 845 | 100% | 1,429 | 100% | 1,438 | 100% | 896 | 100% | 299 | 100% | 4,907 | 100% |

Notes: Not Rated - Ramps and gravel roads are not collected
 Compact - Highways that are part of the state system, maintained by municipalities
 Miles are barrel miles
 Miles may not sum due to rounding
 Collection Cycle:
 - NHS, including Interstates and Turnpikes, collected in 2018
 - Unnumbered roads collected in 2018.
 - Non-NHS numbered routes collected in 2017

Statewide Condition Mileage



Tier Condition Mileage

