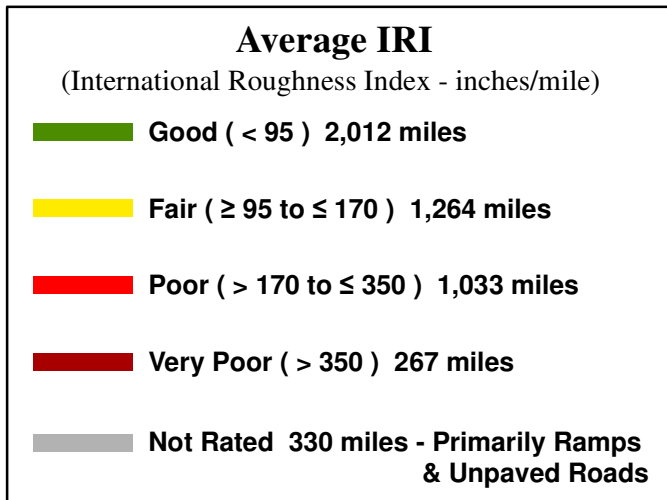


PAVEMENT CONDITION

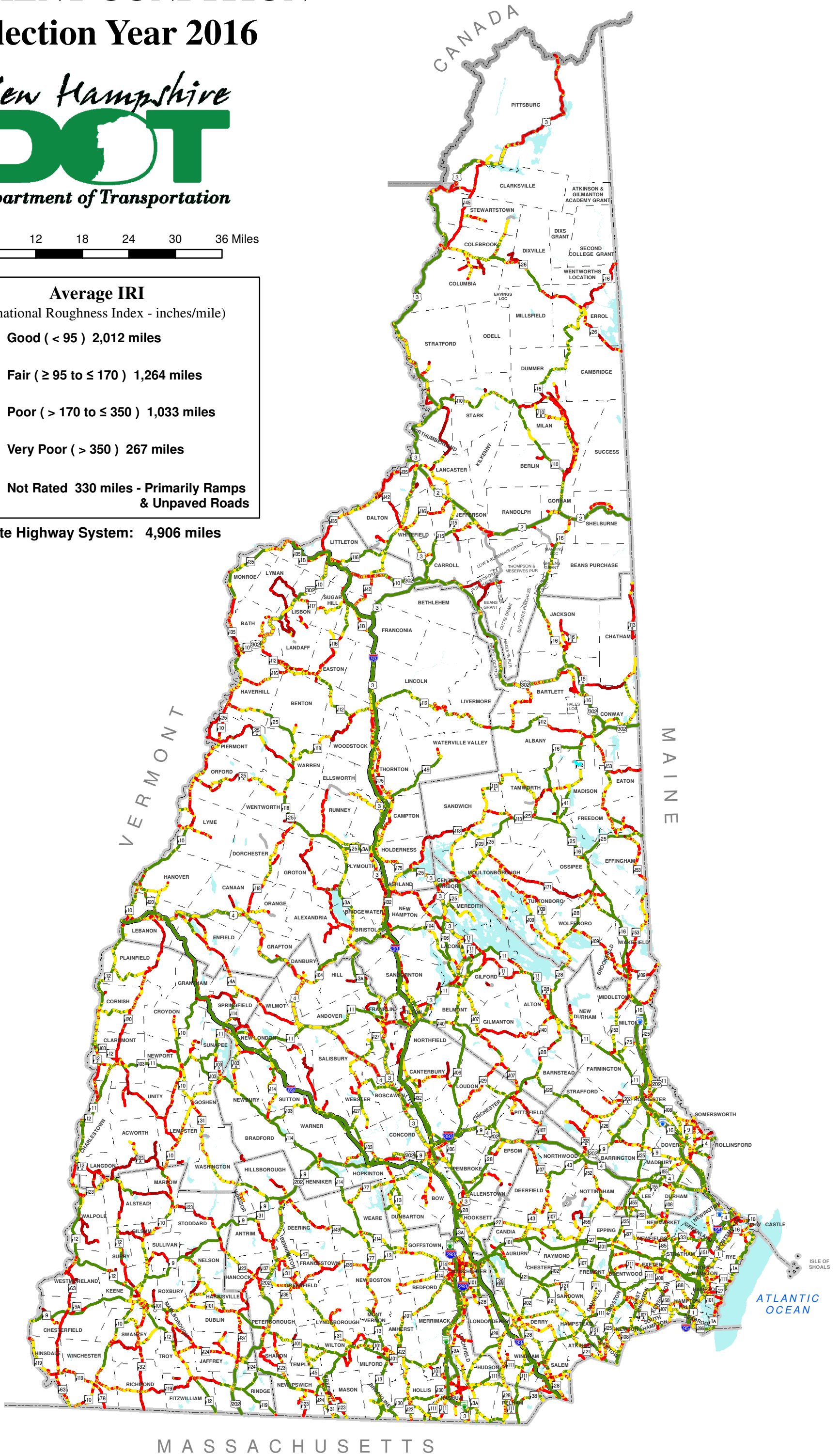
Collection Year 2016



0 3 6 12 18 24 30 36 Miles



State Highway System: 4,906 miles



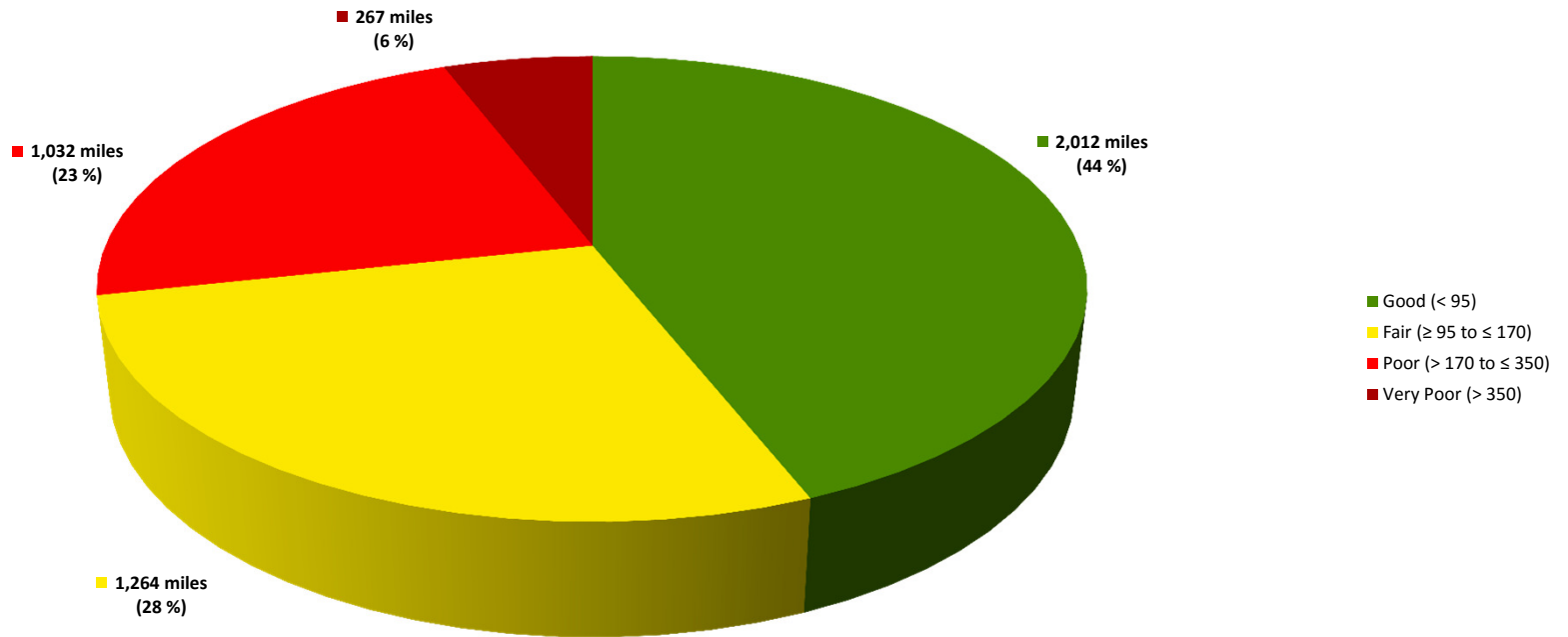
MASSACHUSETTS

Pavement Condition Collection Year 2016 (based on IRI)

Condition	Tier 1		Tier 2		Tier 3		Tier 4		Compact		Statewide	
	Miles	% of Tier	Miles	% of Tier	Miles	% of Tier	Miles	% of Tier	Miles	% of Tier	Miles	% of State
Good (< 95)	599	97%	836	61%	423	30%	109	13%	44	15%	2,012	44%
Fair (≥ 95 to ≤ 170)	17	3%	355	26%	491	34%	274	32%	126	42%	1,264	28%
Poor (> 170 to ≤ 350)	1	0%	170	12%	433	30%	321	38%	108	36%	1,032	23%
Very Poor (> 350)	-	0%	20	1%	86	6%	142	17%	19	7%	267	6%
Not Rated	227		44		5		48		5		330	
Statewide	844	100%	1,426	100%	1,438	100%	895	100%	303	100%	4,906	100%

Notes: Not Rated - Ramps and gravel roads are not collected
 Compact - Highways that are part of the state system, maintained by municipalities
 Miles are barrel miles
 Miles may not sum due to rounding
 Collection Cycle:
 - NHS, including Interstates and Turnpikes, collected in 2016
 - Unnumbered roads collected in 2016
 - Non-NHS numbered routes collected in 2015

Statewide Condition Mileage



Tier Condition Mileage

