UNCURBED RAMP

SAMPLE
FOR USE AS A GUIDE ONLY

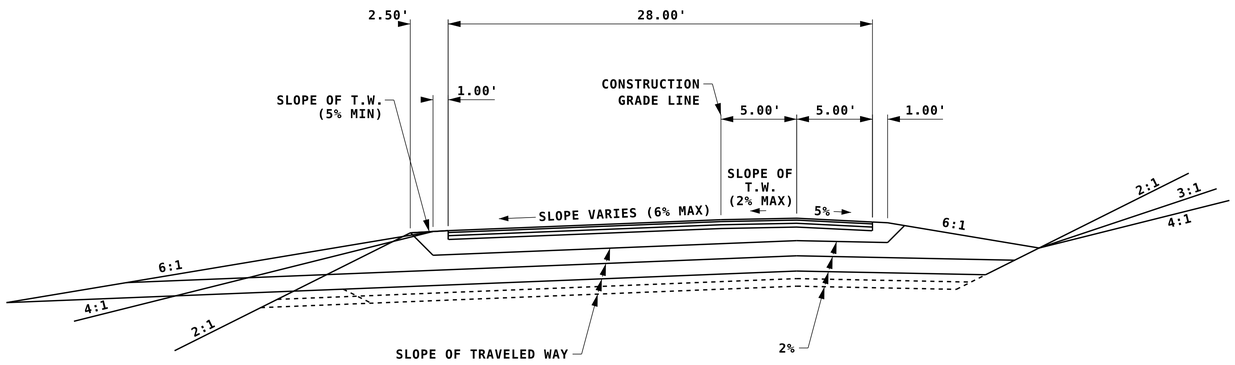

SUPERELEVATED SECTION

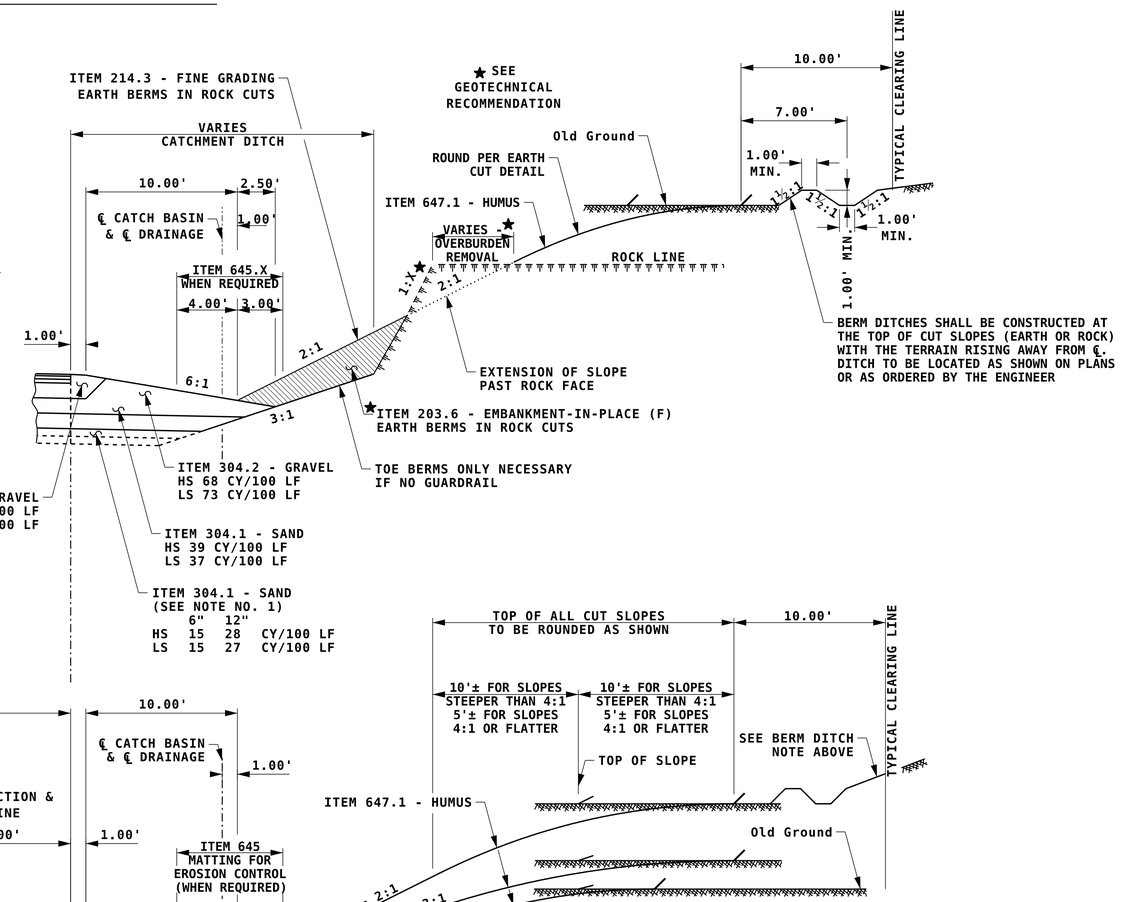

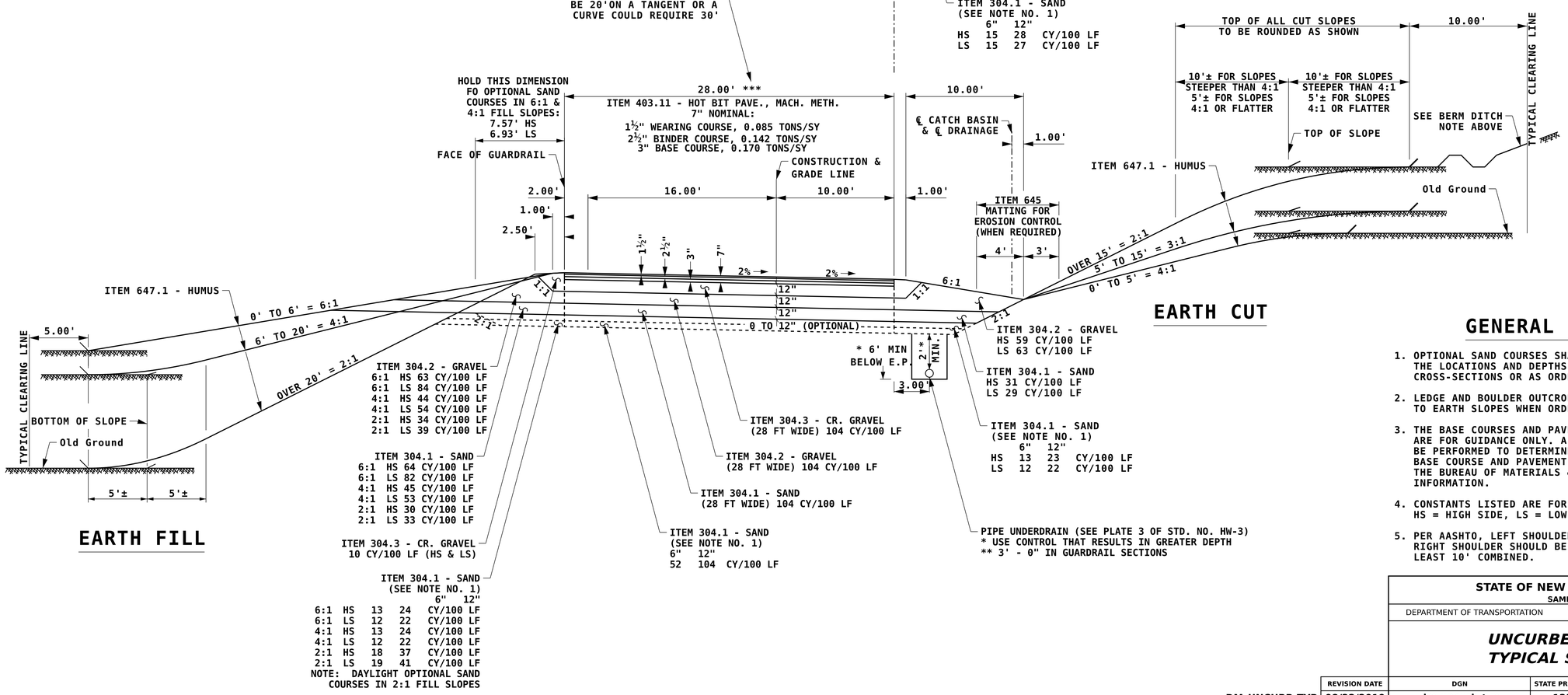

EARTH FILL

EARTH CUT

GENERAL NOTES

1. OPTIONAL SAND COURSES SHALL BE CONSTRUCTED AT THE LOCATIONS AND DEPTHS AS SHOWN ON THE CROSS-SECTIONS OR AS ORDERED BY THE ENGINEER.
2. LEDGE AND BOULDER OUTCROPS SHALL BE REMOVED TO EARTH SLOPES WHEN ORDERED BY THE ENGINEER.
3. THE BASE COURSES AND PAVEMENT THICKNESSES SHOWN ARE FOR GUIDANCE ONLY. A PAVEMENT DESIGN SHOULD BE PERFORMED TO DETERMINE THE ACTUAL REQUIRED BASE COURSE AND PAVEMENT THICKNESSES. CONTACT THE BUREAU OF MATERIALS & RESEARCH FOR MORE INFORMATION.
4. CONSTANTS LISTED ARE FOR 2% CROSS-SLOPE ONLY HS = HIGH SIDE, LS = LOW SIDE.
5. PER AASHTO, LEFT SHOULDER SHOULD BE 2'-4' AND RIGHT SHOULDER SHOULD BE 6'-10'. SHOULD BE AT LEAST 10' COMBINED.

NUMBER	DATE	STATION	DESCRIPTION

REVISIONS AFTER PROPOSAL

SDR PROCESSED	NAME1	DATE	DATE1
NEW DESIGN	NAME2	DATE	DATE2
SHEET CHECKED	NAME3	DATE	DATE3
AS BUILT DETAILS		DATE	

STATE OF NEW HAMPSHIRE
SAMPLE
DEPARTMENT OF TRANSPORTATION ○ BUREAU OF HIGHWAY DESIGN

UNCURBED RAMP TYPICAL SECTION

	REVISION DATE	DGN	STATE PROJECT NO.	SHEET NO.	TOTAL SHEETS
DM_UNCURB-TYP	08/22/2019	dm-uncurb-typ	12345	9	9