

Pavement Condition

All Conditions Statewide

As Collected in Years 2019-2020


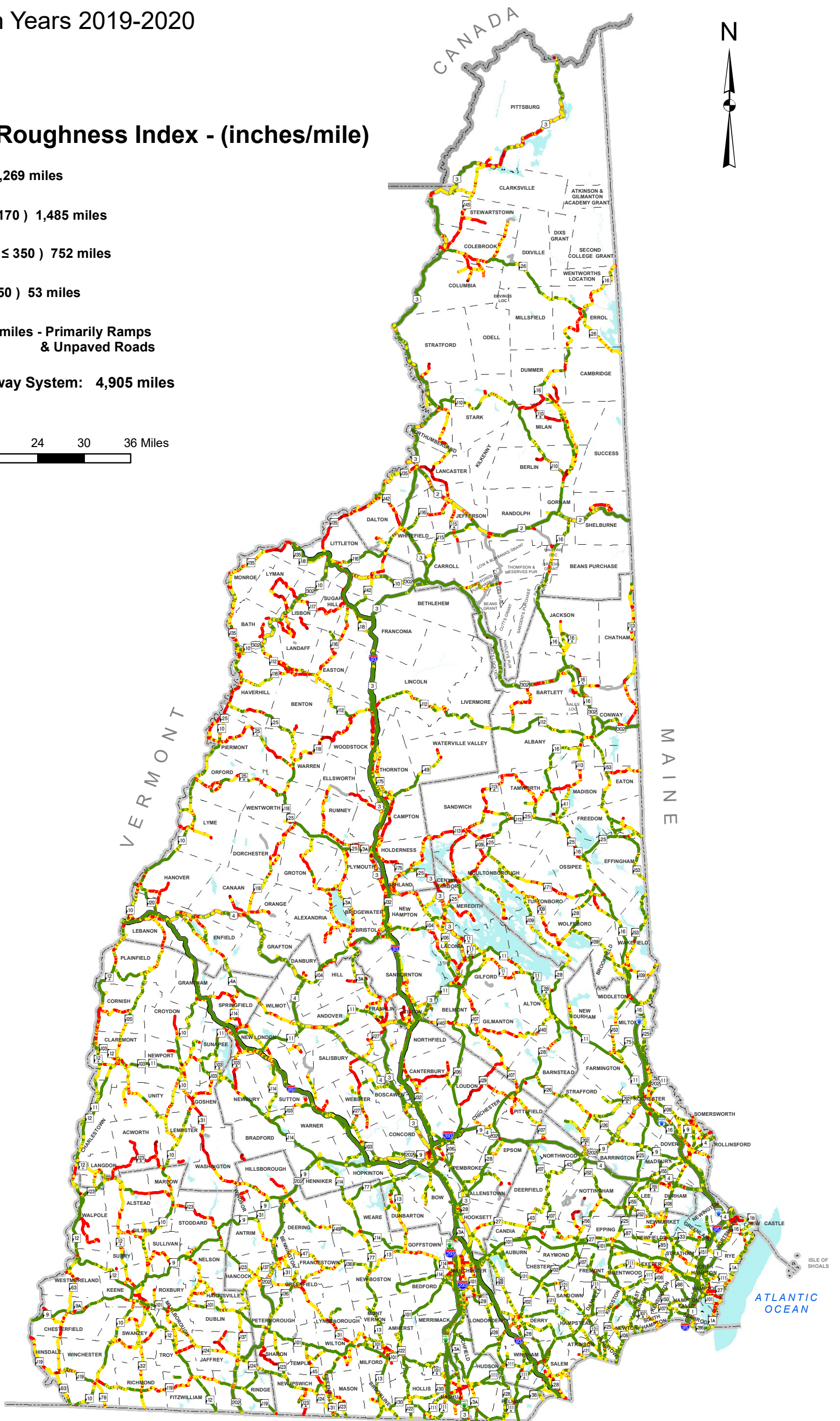
Legend

International Roughness Index - (inches/mile)

- Good (< 95) 2,269 miles
- Fair (≥ 95 to ≤ 170) 1,485 miles
- Poor (> 170 to ≤ 350) 752 miles
- Very Poor (> 350) 53 miles
- Not Rated 346 miles - Primarily Ramps & Unpaved Roads

New Hampshire Highway System: 4,905 miles

0 3 6 12 18 24 30 36 Miles

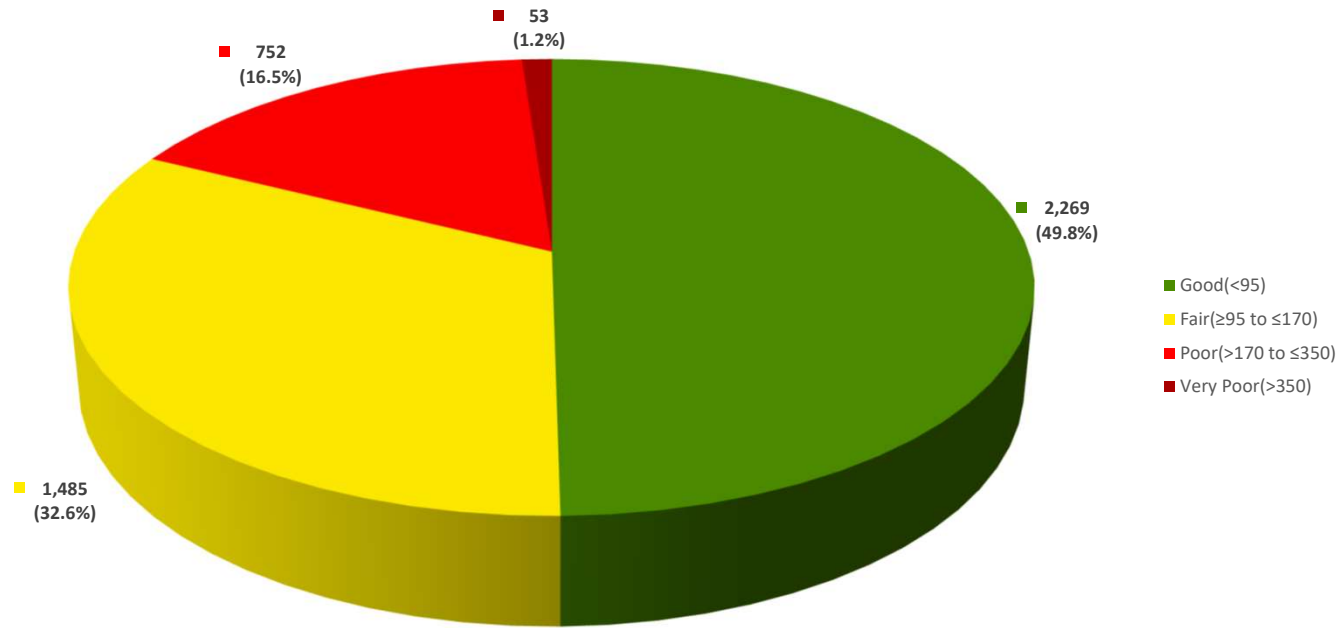



**Pavement Condition
Collection Year 2020
(based on IRI)**

Condition	Tier 1		Tier 2		Tier 3		Tier 4		Compact		Statewide	
	Miles	% of Tier	Miles	% of Tier	Miles	% of Tier	Miles	% of Tier	Miles	% of Tier	Miles	% of Tier
Good(<95)	600	97.1%	935	67.5%	525	36.6%	154	18.6%	55	18.5%	2,269	49.8%
Fair(≥95 to ≤170)	17	2.7%	341	24.6%	627	43.7%	362	43.8%	139	47.3%	1,485	32.6%
Poor(>170 to ≤350)	1	0.2%	106	7.6%	267	18.6%	288	34.9%	90	30.4%	752	16.5%
Very Poor(>350)	0	0.0%	3	0.2%	16	1.1%	22	2.7%	11	3.8%	53	1.2%
Not Rated	228		46		4		65		4		346	
Statewide	845	100.0%	1,431	100.0%	1,439	100.0%	891	100.0%	299	100.0%	4,905	100.0%

Notes: Not Rated - Ramps and gravel roads are not collected
 Compact - Highways that are part of the state system, maintained by municipalities
 Miles are barrel miles
 Miles may not sum due to rounding
 Collection Cycle:
 - NHS, including Interstates and Turnpikes, collected in 2020
 - Unnumbered roads collected in 2020.
 - Non-NHS numbered routes collected in 2019

Statewide Condition Mileage



Tier Condition Mileage

