

10-Year Plan Program Information Summary

#	10-Year Plan Program	Program Name	Funding Source(s)	Program Description	Program Restrictions
1	BET-BMT-HQ	Betterment Bridge Maintenance	State of NH Betterment	Funds set aside by NHDOT for the maintenance of state owned bridges.	State highway system (RSA 235:23-a).
2	BET-DRG-HQ	Betterment Drainage Replacement and Repair	State of NH Betterment	Funds set aside by NHDOT for the repair and replacement of drainage structures.	State highway system (RSA 235:23-a).
3	BET-FA-HQ	Betterment Force Account	State of NH Betterment	Funds set aside by NHDOT for repairs associated with emergencies or other unplanned work undertaken by NHDOT forces	State highway system (RSA 235:23-a).
4	BET-SEU-HQ	Betterment Traffic Signal Equipment Replacement	State of NH Betterment	Funds set aside by NHDOT for the replacement of traffic signal equipment.	State highway system (RSA 235:23-a).
5	BET-STAL-HQ	Betterment Stand Alone Projects and Contingency Funds	State of NH Betterment	A broad category of funds set aside for the maintenance and repair of the state transportation system (may include pavement, bridges, drainage, etc.).	State highway system (RSA 235:23-a).
6	Bridg-HIB-Main-Pres	High Investment Bridge Maintenance & Preservation	Federal Highway Administration	Funds set aside by NHDOT for the maintenance and preservation of High Investment Bridges (HIB) which are the State's largest and most expensive.	Title 23 eligible activities (pavement, bridges, safety, etc.) on eligible roads. Eligible roads include tier 1 & 2, most tier 3, and half tier 4.
7	Bridg-HIB-Rehab-Rcn	High Investment Bridge Rehabilitation & Reconstruction	Federal Highway Administration	Funds set aside by NHDOT for the rehabilitation and reconstruction of High Investment Bridges (HIB) which are the State's largest and most expensive.	Title 23 eligible activities (pavement, bridges, safety, etc.) on eligible roads. Eligible roads include tier 1 & 2, most tier 3, and half tier 4.
8	Bridg-T1-2-Main-Pres	Tiers 1-2 Maintenance & Preservation Bridge	Federal Highway Administration	Funds set aside by NHDOT for the maintenance and preservation of tier 1 & 2 bridges (Interstates & Divided Highways).	Title 23 eligible activities (pavement, bridges, safety, etc.) on eligible roads. Eligible roads include tier 1 & 2, most tier 3, and half tier 4.
9	Bridg-T1-2-Rehab-Rcn	Tiers 1-2 Rehabilitation & Reconstruction Bridge	Federal Highway Administration	Funds set aside by NHDOT for the rehabilitation and reconstruction of tier 1 & 2 bridges (Interstates & Divided Highways).	Title 23 eligible activities (pavement, bridges, safety, etc.) on eligible roads. Eligible roads include tier 1 & 2, most tier 3, and half tier 4.
10	Bridg-T3-4-Main-Pres	Tiers 3-4 Maintenance & Preservation Bridge	Federal Highway Administration	Funds set aside by NHDOT for the maintenance and preservation of tier 3 & 4 bridges (regional corridors & local connectors).	Title 23 eligible activities (pavement, bridges, safety, etc.) on eligible roads. Eligible roads include tier 1 & 2, most tier 3, and half tier 4.
11	Bridg-T3-4-Rehab-Rcn	Tiers 3-4 Rehabilitation & Reconstruction Bridge	Federal Highway Administration	Funds set aside by NHDOT for the rehabilitation and reconstruction of tier 3 & 4 bridges (regional corridors & local connectors).	Title 23 eligible activities (pavement, bridges, safety, etc.) on eligible roads. Eligible roads include tier 1 & 2, most tier 3, and half tier 4.
12	BRPPI *	Bridge Rehabilitation, Painting, and Preservation Improvements	Federal Highway Administration	Funds set aside by NHDOT for the maintenance & preservation of bridges. Replaced by tier specific programs.	Title 23 eligible activities (pavement, bridges, safety, etc.) on eligible roads. Eligible roads include tier 1 & 2, most tier 3, and half tier 4.
13	CBI *	Complex Bridge Inspection	Federal Highway Administration	Funds set aside by NHDOT for the inspection of complex bridges. Complex bridges are bridges with lift mechanisms and others that are difficult to inspect.	Title 23 eligible activities (pavement, bridges, safety, etc.) on eligible roads. Eligible roads include tier 1 & 2, most tier 3, and half tier 4.
14	CMAQ *	Congestion Mitigation & Air Quality	Federal Highway Administration	Funds for projects that contribute to attainment or maintenance of National Ambient Air Quality Standards (NAAQS) through improved air quality and/or congestion relief.	The project must be a transportation project, must generate an emissions reduction, and must be located in or benefit a nonattainment or maintenance area.
15	CRDR *	Culvert & Drainage Repair/Replacement	Federal Highway Administration	Funds set aside by NHDOT for the repair and replacement of culverts and other drainage structures.	Title 23 eligible activities (pavement, bridges, safety, etc.) on eligible roads. Eligible roads include tier 1 & 2, most tier 3, and half tier 4.
16	EAR-NH001	NH001 Federal Earmark	Federal Highway Administration	Funding related to a congressional earmark. Each earmark is identified by EAR-NHXXX where the 'XXX' relates to a specific earmark.	Solely for the purpose described in the earmark.

#	10-Year Plan Program	Program Name	Funding Source(s)	Program Description	Program Restrictions
17	FLAP	Federal Lands Access Program	Federal Highway Administration	The Federal Lands Access Program was established in 23 U.S.C. 204 to improve transportation facilities that provide access to, are adjacent to, or are located within federal lands.	Projects are identified in consultation with FHWA and limited to areas providing access to federal lands.
18	FTA3037	FTA3037 Job Access/Reverse Commute	Federal Transit Administration	The Job Access and Reverse Commute (JARC) program was established to address the unique transportation challenges faced by welfare recipients and low-income persons seeking to obtain and maintain employment.	Separate urban / rural programs.
19	FTA5303	FTA5303 Metropolitan and Statewide Planning	Federal Transit Administration	These programs provide funding to support cooperative, continuous, and comprehensive planning for making transportation investment decisions in metropolitan areas and statewide.	Planning activities.
20	FTA5307	FTA5307 Urbanized Area Formula	Federal Transit Administration	Section 5307 (49 U.S.C. § 5307) is a formula grant program for urbanized areas providing capital, operating, and planning assistance for mass transportation. Funds apportioned to urban providers including Nashua Transit, Manchester Transit, Wildcat Transit, Cooperative Alliance for Seacoast Transportation (COAST), Cooperative Alliance for Regional Transportation (CART).	Urban area transit.
21	FTA5307_NHDOT	FTA5307 NHDOT Apportioned	Federal Transit Administration	Section 5307 (49 U.S.C. § 5307) is a formula grant program for urbanized areas providing capital, operating, and planning assistance for mass transportation. Funds apportioned to the State of NH.	Urban area transit.
22	FTA5309	FTA5309 Capital Program	Federal Transit Administration	The Section 5309 program provides funding for the establishment of new rail or busway projects (new starts), the improvement and maintenance of existing rail and other fixed guideway systems, and the upgrading of bus systems.	Buses and transit related equipment and facilities.
23	#REF!	#REF!	#REF!	#REF!	#REF!
24	FTA5310	FTA5310 Discretionary	Federal Transit Administration	Title 49 U.S.C. 5310 authorizes the formula assistance program for the special needs of elderly individuals and individuals with disabilities.	Transit services for the elderly and individuals with disabilities.
25	FTA5311	FTA5311 Rural	Federal Transit Administration	The Formula Grants For Other than Urbanized Areas is a rural program that is formula based and provides funding to states for the purpose of supporting public transportation in rural areas, with population of less than 50,000.	Capital, operating, and administrative expenses for public transportation projects that meet the needs of rural communities.
26	FTA5316	FTA5316 Job Access/Reverse Commute	Federal Transit Administration	The Job Access and Reverse Commute (JARC) program was established to address the unique transportation challenges faced by welfare recipients and low-income persons seeking to obtain and maintain employment.	Capital, planning and operating expenses for projects that transport low income individuals to and from jobs and activities related to employment, and for reverse commute projects.
27	FTA5317	FTA5317 New Freedom	Federal Transit Administration	The New Freedom formula grant program aims to provide additional tools to overcome existing barriers facing Americans with disabilities seeking integration into the work force and full participation in society.	Capital and operating expenses for new public transportation services and new public transportation alternatives beyond those required by the American with Disabilities Act of 1990 (ADA), that are designed to assist individuals with disabilities.
28	FTA5339	FTA5339 Bus and Bus Facilities	Federal Transit Administration	Provides capital funding to replace, rehabilitate and purchase buses and related equipment and to construct bus-related facilities.	Capital projects to replace, rehabilitate and purchase buses, vans, and related equipment, and to construct bus-related facilities.
29	GARVEE Debt Service	Federal-Aid debt service reimbursement for GARVEE bonds	Federal Highway Administration	Funds used for the repayment of Grant Anticipation Revenue Vehicle (GARVEE) bonds based on schedules included in bond covenants.	Schedule set by bond covenants.

10-Year Plan Program Information Summary

#	10-Year Plan Program	Program Name	Funding Source(s)	Program Description	Program Restrictions
30	GRR *	Guardrail Replacement	Federal Highway Administration	Funds set aside by NHDOT for the replacement of guardrail.	Title 23 eligible activities (pavement, bridges, safety, etc.) on eligible roads. Eligible roads include tier 1 & 2, most tier 3, and half tier 4.
31	HAZMAT	Hazardous Materials	Federal Highway Administration	Funds set aside by NHDOT to address monitoring and other activities relating to hazardous materials following construction.	Title 23 eligible activities (pavement, bridges, safety, etc.) on eligible roads. Eligible roads include tier 1 & 2, most tier 3, and half tier 4.
32	HSIP *	Highway Safety Improvement Program	Federal Highway Administration	The goal of the program is to achieve a significant reduction in traffic fatalities and serious injuries on all public roads, including non-state-owned public roads and roads on tribal lands.	Projects and activities must be included in the Strategic Highway Safety Plan.
33	I93 COMMUTER BUS	I-93 Commuter Bus	Federal Highway Administration, Federal Transit Administration	Provides operational support for Boston Express. Funds are transferred from Federal Highway Administration to Federal Transit Administration.	Once transferred, must be used for transit.
34	LTAP	Technical Assistance Program	Federal Highway Administration	Funds used for training of local officials responsible for transportation systems.	Projects and activities must align with national goals and be part of an approved training center.
35	METRO	Metropolitan Planning Funds	Federal Highway Administration	Funds to maintain a cooperative, continuous, and comprehensive framework for making transportation investment decisions in metropolitan areas. Includes 4 organizations (NRPC, SNHPC, RPC, and SRPC).	Projects and activities are identified in annual work plans approved by FHWA and FTA.
36	MOBRR	Municipal Owned Bridge Replacement & Rehabilitation	Federal Highway Administration	Funds for the preservation, rehabilitation, and replacement of bridges off the federal-aid system. Typically tier 4 or 5 (local) bridges.	0
37	MUPCA	Municipal Urban Projects Compact Areas	Federal Highway Administration	Funds set aside by NHDOT for transportation improvements in areas with compacts.	Title 23 eligible activities (pavement, bridges, safety, etc.) on eligible roads. Eligible roads include tier 1 & 2, most tier 3, and half tier 4.
38	None-Bridge	No Specific Program (Bridges)	Federal Highway Administration	Funds for the preservation, rehabilitation, and reconstruction of bridges.	Title 23 eligible activities (pavement, bridges, safety, etc.) on eligible roads. Eligible roads include tier 1 & 2, most tier 3, and half tier 4.
39	None-Highway	No Specific Program (Highways)	Federal Highway Administration	Funds for improvements to highways that are not included in other programs. May include pavement, widening, relocation, etc.	Title 23 eligible activities (pavement, bridges, safety, etc.) on eligible roads. Eligible roads include tier 1 & 2, most tier 3, and half tier 4.
40	None-Other	No Specific Program (Other)	Federal Highway Administration	A broad category of funds for investments in the transportation not covered by other programs.	Title 23 eligible activities (pavement, bridges, safety, etc.) on eligible roads. Eligible roads include tier 1 & 2, most tier 3, and half tier 4.
41	NON-PAR (dot)	Non-Participating (NHDOT)	State of NH	Funding for particular activities that are not eligible for federal reimbursement	Available in NHDOT budget.
42	NON-PAR (MA)	Non-Participating costs for Massachusetts' share	State of Massachusetts	This is the Massachusetts (MA) share, paid by MA, for projects that involve both states, most often related projects near the state line, intelligent transportation systems, and studies.	Projects involving Massachusetts.
43	NON-PAR (Maine)	Non-Participating costs for Maine's share	State of Maine	This is the Maine (ME) share, paid by ME, for projects that involve both states, most often related to crossings of the Piscataqua River, intelligent transportation systems, and studies.	Projects involving Maine.
44	NON-PAR (other)	Non-Participating (other entities)	Municipalities, Private Sources	Funding for portions of a project that are not participated in by NHDOT.	Project specific.
45	NON-PAR (Vermont)	Non-Participating costs for Vermont's share	State of Vermont	This is the Vermont (VT) share, paid by VT, for projects that involve both states, most often related to crossings of the Connecticut River, intelligent transportation systems, and studies.	Projects involving Vermont.

10-Year Plan Program Information Summary

#	10-Year Plan Program	Program Name	Funding Source(s)	Program Description	Program Restrictions
46	NSTI	National Summer Transportation Institute	Federal Highway Administration	The National Summer Transportation Institute (NSTI) funds are dedicated to a transportation focused career awareness program. The program is currently operated out of the University of NH (UNH).	Activities focused on career awareness in the transportation sector.
47	Other Fed Aid	Federal Aid not associated with a program	Federal Highway Administration	A broad category of funds for investments in the transportation system not covered by other programs.	Title 23 eligible activities (pavement, bridges, safety, etc.) on eligible roads. Eligible roads include tier 1 & 2, most tier 3, and half tier 4.
48	Pave-T1-Preserve	Tier 1 Pavement Preservation	Federal Highway Administration	Funds set aside by NHDOT for pavement preservation of tier 1 roads (Interstates & Divided Highways).	Title 23 eligible activities (pavement, bridges, safety, etc.) on eligible roads. Eligible roads include tier 1 & 2, most tier 3, and half tier 4.
49	Pave-T1-Rehab	Tier 1 Pavement Rehabilitation	Federal Highway Administration	Funds set aside by NHDOT for pavement rehabilitation of tier 1 roads (Interstates & Divided Highways).	Title 23 eligible activities (pavement, bridges, safety, etc.) on eligible roads. Eligible roads include tier 1 & 2, most tier 3, and half tier 4.
50	Pave-T2-Maintain	Tier 2 Maintenance Paving	Federal Highway Administration, State of NH Betterment	Funds set aside by NHDOT for pavement maintenance of tier 2 roads (statewide corridors).	Title 23 eligible activities (pavement, bridges, safety, etc.) on eligible roads. Eligible roads include tier 1 & 2, most tier 3, and half tier 4. State highway system (RSA 235:23-a).
51	Pave-T2-Preserve	Tier 2 Pavement Preservation	Federal Highway Administration	Funds set aside by NHDOT for pavement preservation of tier 2 roads (statewide corridors).	Title 23 eligible activities (pavement, bridges, safety, etc.) on eligible roads. Eligible roads include tier 1 & 2, most tier 3, and half tier 4.
52	Pave-T2-Rehab	Tiers 2 Pavement Rehabilitation	Federal Highway Administration, State of NH Betterment	Funds set aside by NHDOT for pavement rehabilitation of tier 2 roads (statewide corridors).	Title 23 eligible activities (pavement, bridges, safety, etc.) on eligible roads. Eligible roads include tier 1 & 2, most tier 3, and half tier 4. State highway system (RSA 235:23-a).
53	Pave-T3-4-Maintain	Tiers 3-4 Maintenance Paving	State of NH SB367, State of NH Betterment	Funds set aside by NHDOT for pavement maintenance of tier 3 & 4 roads (regional corridors & local connectors).	Per SB367 (SB367 III-c to follow Betterment allocation (RSA 235:23-a), limited to State Highways.
54	Pave-T3-4-Preserve	Tiers 3-4 Pavement Preservation	State of NH Betterment	Funds set aside by NHDOT for pavement preservation of tier 3 & 4 roads (regional corridors & local connectors).	State highway system (RSA 235:23-a).
55	Pave-T3-4-Rehab	Tiers 3-4 Pavement Rehabilitation	State of NH SB367	Funds set aside by NHDOT for pavement rehabilitation of tier 3 & 4 roads (regional corridors & local connectors).	Per SB367 (SB367 III-c to follow Betterment allocation (RSA 235:23-a), limited to State Highways.
56	Pave-T3-4-Roughness	Tiers 3-4 Roughness Paving	State of NH SB367	Funding set aside by NHDOT for tier 3 & 4 roads (regional corridors & local connectors) that are in or approaching very poor condition.	Per SB367 (SB367 III-c to follow Betterment allocation (RSA 235:23-a), limited to State Highways.
57	RECTRAILS	Recreational Trails	Federal Highway Administration	The Recreational Trails Program (RTP) provides funds to the States to develop and maintain recreational trails and trail-related facilities for both nonmotorized and motorized recreational trail uses. These funds are administered by the NH Dept of Resources & Economic Development (DRED).	Annual opt out opportunity via letter from Governor to FHWA else all funds dedicated to recreational trails.
58	RR-RCS *	Railroad Crossings & Signals	Federal Highway Administration	This program funds safety improvements to reduce the number of fatalities, injuries, and crashes at grade crossings.	Projects must be focused on safety at rail crossings.
59	RR-REVLV	Railroad revolving funds	State of NH Railroad Revolving	The Class III Railroads and Cog Railroads Revolving Loan Fund was established in 1994 by RSA 228:66-a and provides loans for railroad rehabilitation and equipment for Class III Railroads and Cog Railroads that operate in the State of New Hampshire.	Limited to Class III railroads, cog railroads (RSA 228:66-a)
60	RR-RSA-Funds	Railroad Special Fund	State of NH Special Railroad	Special Railroad Funds are used to perform the required maintenance, repairs, and upgrades on the State-owned Railroad Lines to ensure the continued safe operation of the lines.	Limited to railroads (RSA 228:69).


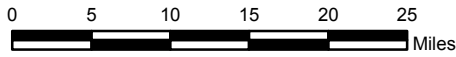
#	10-Year Plan Program	Program Name	Funding Source(s)	Program Description	Program Restrictions
61	RZED	Recovery Zone Economic Development Credit	Federal Highway Administration	A subsidy for a portion of the interest due for the first I-93 Salem to Manchester GARVEE bond.	Approved for a specific I-93 GARVEE bond issuance.
62	SAB *	State Aid Bridge	State of NH SB367	Funding set aside in SB367 for state bridge aid for municipal bridges (RSA 234).	Municipal bridge aid (SB367 III-b).
63	SAH *	State Aid Highway	State of NH	Funding for the improvement of state highways following an application of state aid by a city or town (RSA 235).	State Aid for Legislative Class I, II, III (RSA 235).
64	SB367-4-CENTS	SB367 Road Toll Increase - I-93 Debt Service	State of NH SB367	Funding to pay debt service for financing of the I-93 capacity improvements. Anticipated to pay debt service for TIFIA.	Repayment schedule based on financing agreements. Allocation per SB367.
65	SPR1	State Planning & Research: Planning	Federal Highway Administration	The State Planning and Research (SPR) Program funds statewide planning activities. The funds are used to establish a cooperative, continuous, and comprehensive framework for making transportation investment decisions. SPR funds are utilized by NHDOT and provided, through contracts, with the 9 regional planning commissions.	Projects and activities are identified in annual work plans approved by FHWA.
66	SPR2	State Planning & Research: Research	Federal Highway Administration	The State Planning and Research (SPR) Program funds statewide research activities. The funds are used to carryout transportation research activities throughout the State.	Projects and activities are identified in annual work plans approved by FHWA.
67	SRTS	Safe Routes to School	Federal Highway Administration	The Safe Routes to School (SRTS) program enables and encourages children, including those with disabilities, to walk and bicycle to school; to make walking and bicycling to school safe and more appealing; and to facilitate the planning, development and implementation of projects that will improve safety, and reduce traffic, fuel consumption, and air pollution in the vicinity of schools. This program was not continued in MAP-21, but eligible activities are incorporated into the Transportation Alternatives component of the Surface Transportation Block Grant (STBG) program.	Projects that meet original SAFETEA-LU SRTS guidance.
68	TA *	Transportation Alternatives	Federal Highway Administration	The Transportation Alternatives (TA) program provides funding for projects that include pedestrian and bicycle facilities, safe routes to school, environmental mitigation, and recreational trails.	Projects must meet program guidance.
69	TIFIA	Transportation Infrastructure Finance Innovation Act (TIFIA)	Federal Highway Administration	The Transportation Infrastructure Finance and Innovation Act (TIFIA) program provides Federal credit assistance in the form of direct loans, loan guarantees, and standby lines of credit to finance surface transportation projects of national and regional significance. NH intends to utilize TIFIA for the I-93 Salem-Manchester project.	Use of funds approved by USDOT.
70	TPK *	Turnpike Capital Projects	State of NH Turnpikes	Funding for improvements to the NH Turnpike System including the Blue Star, Spaulding, and F.E. Everett.	Limited to NH Turnpikes.
71	TRAC	Transportation & Civil Engineering Careers Outreach	Federal Highway Administration	Funding set aside by NHDOT for outreach to local high schools.	Title 23 eligible activities (pavement, bridges, safety, etc.) on eligible roads. Eligible roads include tier 1 & 2, most tier 3, and half tier 4.
72	TRAIN	Annual Training Program	Federal Highway Administration	Funds set aside by NHDOT for training of personnel involved with the maintenance, design, construction, and management of the transportation system.	Title 23 eligible activities (pavement, bridges, safety, etc.) on eligible roads. Eligible roads include tier 1 & 2, most tier 3, and half tier 4.
73	TRCK-WGHT-SFTY	Truck Weight Safety & Maintenance	Federal Highway Administration	Funds set aside by NHDOT for equipment and training associated with the inspection of large commercial vehicles.	Title 23 eligible activities (pavement, bridges, safety, etc.) on eligible roads. Eligible roads include tier 1 & 2, most tier 3, and half tier 4.

#	10-Year Plan Program	Program Name	Funding Source(s)	Program Description	Program Restrictions
74	TRR *	Turnpike Renewal and Replacement	State of NH Turnpikes	Funding for routine maintenance and preservation of the NH Turnpike System including the Blue Star, Spaulding, and F.E. Everett.	Limited to NH Turnpikes.
75	TSMO	Transportation System Management & Operation	Federal Highway Administration	Funds set aside by NHDOT for the Transportation System Management and Operations (TSMO) center, applications, and associated devices.	Title 23 eligible activities (pavement, bridges, safety, etc.) on eligible roads. Eligible roads include tier 1 & 2, most tier 3, and half tier 4.
76	UBI *	Underwater Bridge Inspection	Federal Highway Administration	Funds set aside by NHDOT for the Underwater Bridge Inspection (UBI) program which helps monitor the condition of bridges around the State.	Title 23 eligible activities (pavement, bridges, safety, etc.) on eligible roads. Eligible roads include tier 1 & 2, most tier 3, and half tier 4.
77	USSS *	Update Signing on the State System	Federal Highway Administration	Funds set aside by NHDOT to maintain and replace signs on state highways (tiers 1-4).	Title 23 eligible activities (pavement, bridges, safety, etc.) on eligible roads. Eligible roads include tier 1 & 2, most tier 3, and half tier 4.

Airport													
Project Name	State Number	TYP Program	2017	2018	2019	2020	2021	2022	2023	2024	2025	2026	Total
Claremont	40577	Airport Improvement	\$166,667	\$166,667	\$615,497	\$1,578,947	\$830,000	\$486,667	\$166,667	\$500,000	\$132,000	\$300,000	\$4,943,112
Concord	40565	Airport Improvement	\$2,000,000	\$679,444	\$750,000	\$1,644,444	\$2,955,556	\$3,350,000	\$2,322,222	\$697,222	\$475,000	\$1,750,000	\$16,623,888
Gilford	40574	Airport Improvement	\$471,600	\$4,126,556	\$3,948,889	\$938,889	\$900,000	\$0	\$555,556	\$0	\$500,000	\$111,111	\$11,552,601
Keene	40568	Airport Improvement	\$2,944,444	\$60,000	\$0	\$1,170,000	\$0	\$555,556	\$166,667	\$166,667	\$555,556	\$333,333	\$5,952,223
Lebanon	40564	Airport Improvement	\$0	\$0	\$3,065,670	\$43,971,053	\$1,802,625	\$1,500,000	\$513,000	\$1,111,111	\$1,111,111	\$1,111,111	\$54,185,681
Manchester	40563	Airport Improvement	\$13,806,000	\$20,300,000	\$11,802,833	\$13,416,667	\$3,186,722	\$3,333,333	\$3,333,333	\$3,333,333	\$3,333,333	\$3,333,333	\$79,178,887
Milan	40576	Airport Improvement	\$333,333	\$0	\$333,333	\$1,100,001	\$0	\$333,333	\$333,333	\$166,667	\$333,333	\$400,000	\$3,333,333
Nashua	40561	Airport Improvement	\$333,333	\$700,000	\$333,333	\$600,000	\$6,310,000	\$333,333	\$900,000	\$4,000,000	\$500,000	\$500,000	\$14,509,999
North Haverhill	40579	Airport Improvement	\$0	\$150,000	\$210,000	\$180,000	\$160,000	\$95,556	\$111,111	\$444,444	\$352,000	\$165,000	\$1,868,111
Portsmouth	40562	Airport Improvement	\$10,000,000	\$1,430,000	\$4,000,000	\$1,111,111	\$1,655,000	\$11,500,000	\$2,500,000	\$6,666,667	\$2,000,000	\$11,500,000	\$52,362,778
Rochester	40575	Airport Improvement	\$366,667	\$1,444,444	\$333,333	\$1,666,667	\$250,000	\$300,000	\$300,000	\$3,000,000	\$1,200,000	\$400,000	\$9,261,111
STATEWIDE	40581	Airport Improvement	\$285,000	\$315,000	\$225,000	\$225,000	\$225,000	\$225,000	\$600,000	\$225,000	\$225,000	\$225,000	\$2,775,000
Whitefield	40578	Airport Improvement	\$611,111	\$222,222	\$444,444	\$0	\$277,778	\$222,222	\$0	\$833,333	\$1,111,111	\$527,778	\$4,249,999
<b>Grand Total</b>			<b>\$31,318,155</b>	<b>\$29,594,333</b>	<b>\$26,062,332</b>	<b>\$67,602,779</b>	<b>\$18,552,681</b>	<b>\$22,235,000</b>	<b>\$11,801,889</b>	<b>\$21,144,444</b>	<b>\$11,828,444</b>	<b>\$20,656,666</b>	<b>\$260,796,723</b>

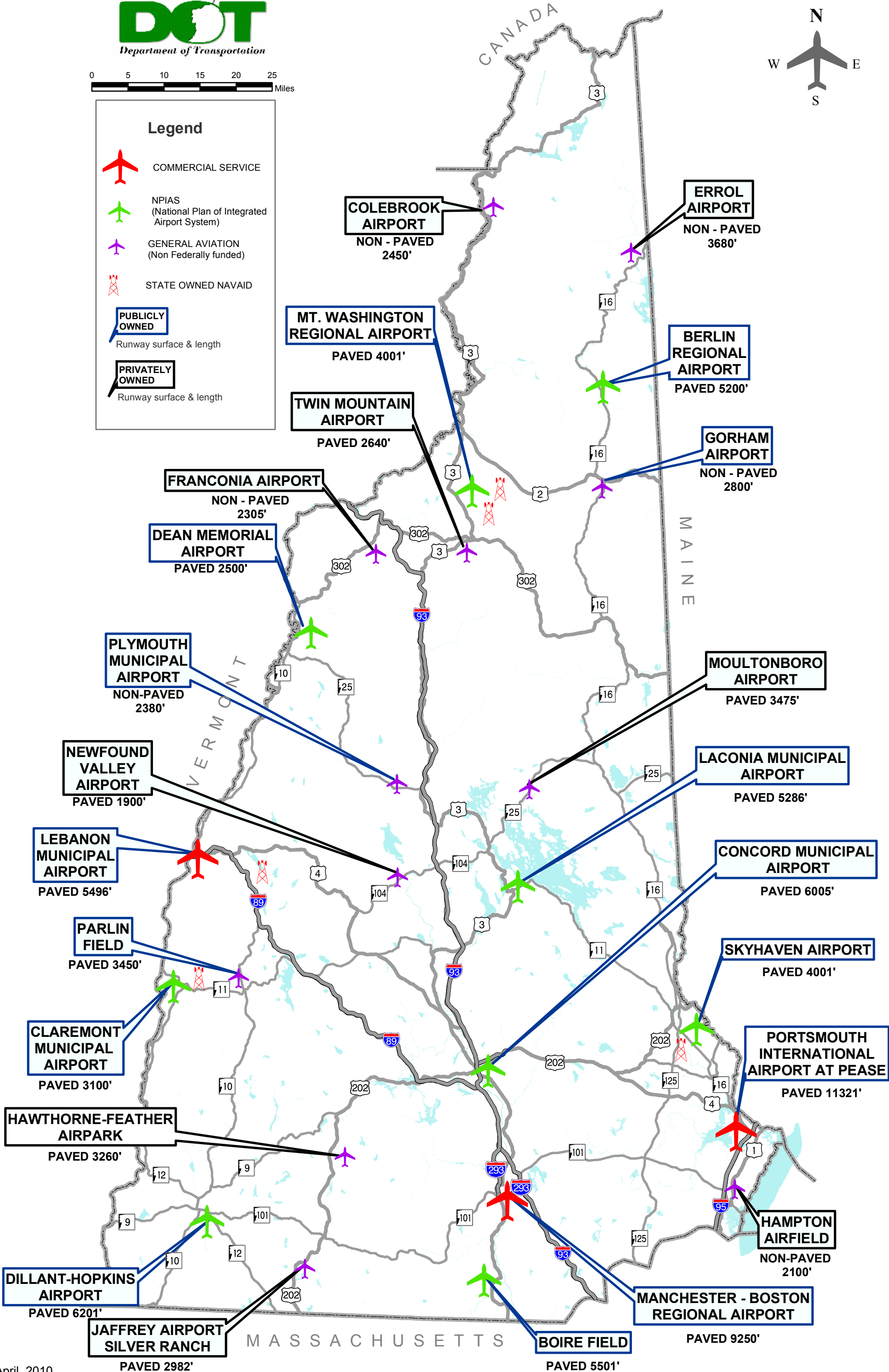


# PUBLIC USE AIRPORTS



**Legend**

- COMMERCIAL SERVICE
- NPIAS (National Plan of Integrated Airport System)
- GENERAL AVIATION (Non Federally funded)
- STATE OWNED NAVAID
- PUBLICLY OWNED**  
Runway surface & length
- PRIVATELY OWNED**  
Runway surface & length





Transit													
Project Name	State Number	TYP Program	2017	2018	2019	2020	2021	2022	2023	2024	2025	2026	Total
5310 Seniors & Individuals with Disabilities	FTA5310	FTA5310	\$2,523,185	\$2,603,927	\$2,687,252	\$2,773,244	\$2,861,988	\$2,953,572	\$3,048,086	\$3,145,625	\$3,246,285	\$3,350,167	\$29,193,332
5311 Rural Nonurbanized Area	FTA5311	FTA5311	\$8,483,951	\$8,604,511	\$9,142,114	\$9,438,787	\$10,076,854	\$10,399,313	\$10,732,091	\$11,075,518	\$11,429,935	\$11,795,693	\$101,178,766
Boston Express 5307	68093M	FTA5307	\$45,000	\$0	\$0	\$0	\$0	\$0	\$0	\$0	\$0	\$0	\$45,000
BOSTON EXPRESS FEE/NASHUA CAPITAL & OPE	68060	FTA5307_NHDOT	\$46,000	\$0	\$0	\$0	\$0	\$0	\$0	\$0	\$0	\$0	\$46,000
Boston Express, 5307	68093E	FTA5307	\$4,000	\$0	\$0	\$0	\$0	\$0	\$0	\$0	\$0	\$0	\$4,000
Boston Express, 5307 Program	68093C	FTA5307	\$2,000	\$0	\$0	\$0	\$0	\$0	\$0	\$0	\$0	\$0	\$2,000
	68093O	FTA5307_NHDOT	\$212,605	\$0	\$0	\$0	\$0	\$0	\$0	\$0	\$0	\$0	\$212,605
CART-1	2985	FTA5307	\$85,000	\$87,720	\$90,527	\$93,424	\$96,413	\$99,499	\$102,683	\$105,969	\$109,360	\$112,859	\$983,453
CART-2	7239	FTA5307	\$690,100	\$712,183	\$734,973	\$758,492	\$782,764	\$807,812	\$833,662	\$860,340	\$887,870	\$916,282	\$7,984,480
CART-3	40449	FTA5310	\$102,000	\$105,264	\$108,632	\$112,109	\$115,696	\$119,398	\$123,219	\$127,162	\$131,231	\$135,431	\$1,180,143
CART-4	40452	FTA5339	\$90,000	\$92,880	\$95,852	\$98,919	\$102,085	\$105,352	\$108,723	\$112,202	\$115,792	\$119,498	\$1,041,303
CART-5	40454	FTA5310	\$107,000	\$110,424	\$113,958	\$117,604	\$121,368	\$125,251	\$129,259	\$133,396	\$137,664	\$142,070	\$1,237,994
COAST-1	5670	FTA5307	\$980,000	\$1,011,360	\$1,043,724	\$2,154,245	\$2,223,181	\$2,294,323	\$2,367,741	\$2,443,509	\$2,521,701	\$2,602,396	\$19,642,181
COAST-2	2691	FTA5307	\$440,000	\$454,080	\$468,611	\$483,606	\$499,081	\$515,052	\$531,534	\$548,543	\$566,096	\$584,211	\$5,090,814
COAST-3	3067	FTA5307	\$67,200	\$69,350	\$71,570	\$73,860	\$76,223	\$78,663	\$81,180	\$83,777	\$86,458	\$89,225	\$777,506
COAST-4	3068	FTA5307	\$35,200	\$36,326	\$46,861	\$48,361	\$49,908	\$51,505	\$53,153	\$54,854	\$56,610	\$58,421	\$491,200
COAST-5	3069	FTA5307	\$80,000	\$82,560	\$85,202	\$87,928	\$90,742	\$93,646	\$96,643	\$99,735	\$102,927	\$106,220	\$925,603
COAST-6	3070	FTA5307	\$195,000	\$201,240	\$207,680	\$214,325	\$221,184	\$228,262	\$235,566	\$243,104	\$250,884	\$258,912	\$2,256,156
COAST-7	3503	FTA5307	\$180,000	\$185,760	\$191,704	\$197,839	\$204,170	\$210,703	\$217,446	\$224,404	\$231,585	\$238,996	\$2,082,606
FTA 5307 Boston UZA	FTA5307	FTA5307_NHDOT	\$3,489,833	\$3,868,388	\$3,992,176	\$4,119,926	\$4,251,763	\$4,387,820	\$4,528,230	\$4,673,133	\$4,822,674	\$4,976,999	\$43,110,942
FTA 5311 State Administration	98961Z	FTA5311	\$100,000	\$309,600	\$319,507	\$325,606	\$0	\$0	\$0	\$0	\$0	\$0	\$1,054,714
FTA5309 Capital bus/facilities	FTA5309	FTA5309	\$1,000,000	\$0	\$0	\$0	\$0	\$0	\$0	\$0	\$0	\$0	\$1,000,000
FTA5339 Capital Bus/facilities	FTA5339	FTA5339	\$2,722,705	\$2,809,832	\$2,899,746	\$2,992,538	\$3,088,299	\$3,187,125	\$3,289,113	\$3,394,365	\$3,502,984	\$3,615,080	\$31,501,787
MANCHESTER, MTA-1	602	FTA5307	\$2,330,000	\$2,453,064	\$2,531,562	\$2,612,572	\$2,696,174	\$2,782,452	\$2,871,490	\$2,963,378	\$3,058,206	\$3,156,069	\$27,454,968
MANCHESTER, MTA-2	2496	FTA5307	\$551,000	\$579,984	\$598,543	\$617,697	\$637,463	\$657,862	\$678,914	\$700,639	\$723,059	\$746,197	\$6,491,358
MANCHESTER, MTA-3	3062	FTA5307	\$0	\$1,579,992	\$0	\$0	\$0	\$0	\$0	\$0	\$0	\$0	\$1,579,992
Manchester, MTA-4	5916	FTA5307	\$286,000	\$301,344	\$310,987	\$320,939	\$331,209	\$341,807	\$352,745	\$364,033	\$375,682	\$387,704	\$3,372,450
MANCHESTER, MTA-5	5917	FTA5307	\$272,000	\$0	\$0	\$0	\$0	\$0	\$0	\$0	\$0	\$0	\$272,000
MANCHESTER, MTA-6	5919	FTA5307	\$106,000	\$0	\$0	\$0	\$0	\$0	\$0	\$0	\$0	\$0	\$106,000
Manchester, MTA-7	6923	FTA5307	\$128,000	\$132,096	\$136,323	\$140,685	\$145,187	\$149,833	\$154,628	\$159,576	\$164,683	\$169,952	\$1,480,964
NASHUA-1	6080	FTA5307	\$220,000	\$227,040	\$234,305	\$241,803	\$249,541	\$257,526	\$265,767	\$274,271	\$283,048	\$292,106	\$2,545,407
NASHUA-2	6090	FTA5307	\$1,455,143	\$1,501,707	\$1,549,762	\$1,599,354	\$1,650,534	\$1,703,351	\$1,757,858	\$1,814,110	\$1,872,161	\$1,932,070	\$16,836,050
NASHUA-3	3799	FTA5307	\$459,280	\$473,977	\$489,144	\$504,797	\$520,950	\$537,621	\$554,825	\$572,579	\$590,902	\$609,810	\$5,313,885
NASHUA-6	3797	FTA5307	\$22,249	\$22,961	\$23,696	\$24,454	\$25,237	\$26,044	\$26,877	\$27,738	\$28,625	\$29,541	\$257,422
NASHUA-7	7927	FTA5307	\$274,000	\$282,768	\$291,817	\$301,155	\$310,792	\$320,737	\$331,001	\$341,593	\$352,524	\$363,804	\$3,170,189
NH RTAP Program	98971V	FTA5311	\$300,000	\$254,127	\$0	\$0	\$0	\$0	\$0	\$0	\$0	\$0	\$554,127
SALEM TO MANCHESTER	10418L	I93 COMMUTER BUS	\$1,635,328	\$748,200	\$772,142	\$796,851	\$0	\$0	\$0	\$0	\$0	\$0	\$3,952,521
<b>Grand Total</b>			<b>\$29,719,779</b>	<b>\$29,902,666</b>	<b>\$29,238,370</b>	<b>\$31,251,121</b>	<b>\$31,428,807</b>	<b>\$32,434,529</b>	<b>\$33,472,434</b>	<b>\$34,543,552</b>	<b>\$35,648,946</b>	<b>\$36,789,713</b>	<b>\$324,429,917</b>

# PUBLIC TRANSPORTATION



## Local Transit Provider Service Areas

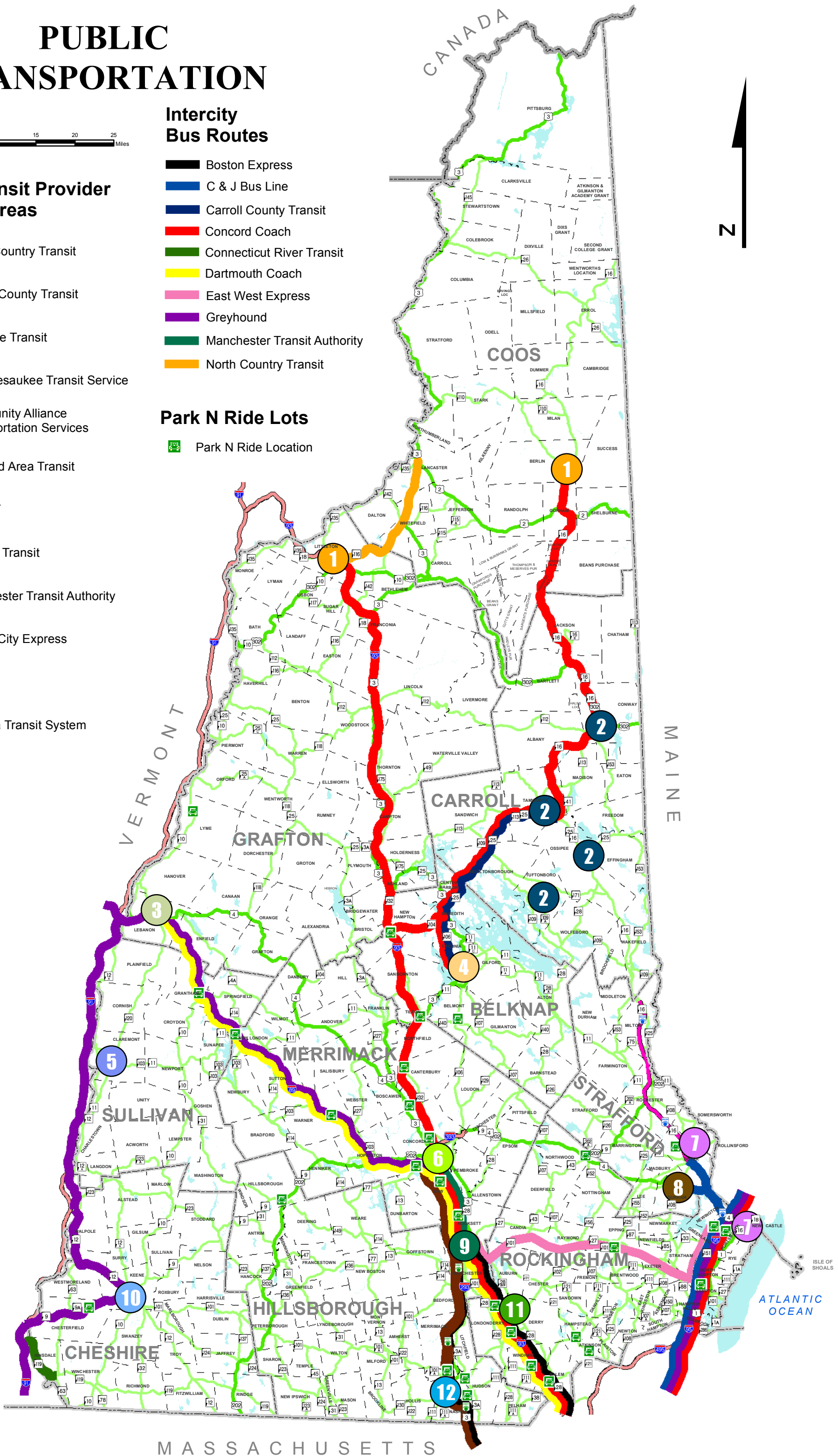
- 1 North Country Transit
- 2 Carroll County Transit
- 3 Advance Transit
- 4 Winnepesaukee Transit Service
- 5 Community Alliance Transportation Services
- 6 Concord Area Transit
- 7 COAST
- 8 Wildcat Transit
- 9 Manchester Transit Authority
- 10 Keene City Express
- 11 CART
- 12 Nashua Transit System

## Intercity Bus Routes

- Boston Express
- C & J Bus Line
- Carroll County Transit
- Concord Coach
- Connecticut River Transit
- Dartmouth Coach
- East West Express
- Greyhound
- Manchester Transit Authority
- North Country Transit

## Park N Ride Lots

- Park N Ride Location



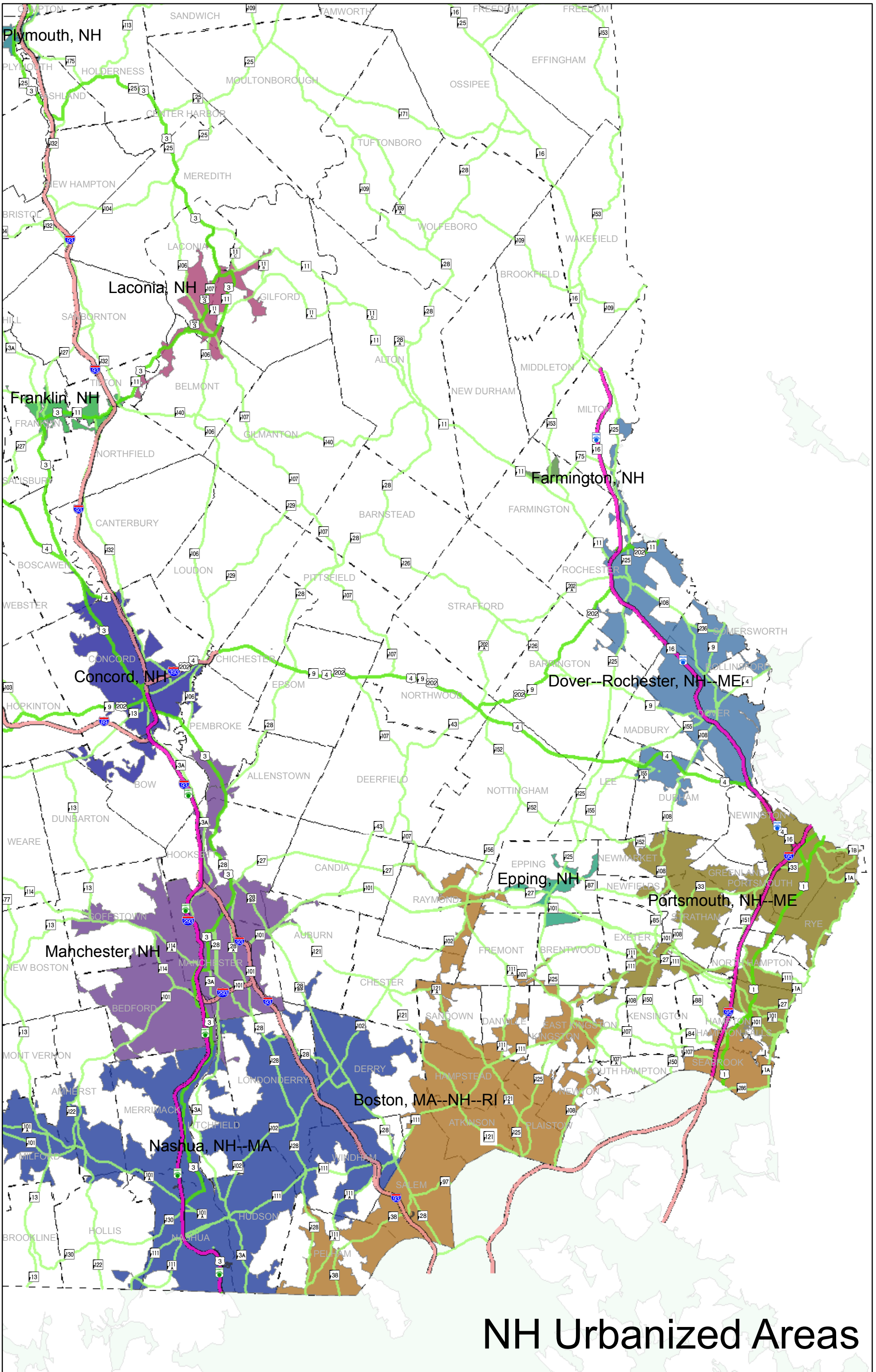
FTA Program	Description	Annual FTA Apportionment (FFY 2016)	Total Dollars (All Federal + Match) Programmed in TYP (FY 2017)	Direct Recipients	Subrecipients	FTA Eligible			Typical Match			Typical NH projects
						#Capital	Operating	Planning	Local Cash	State Capital Budget	*Turnpike Toll Credits	
5307	Small Urban Public Transit	\$ 4,319,712	\$ 5,650,400	COAST & Manchester Transit	--	X	X	X	X	X		Operating, preventative maintenance, ADA paratransit, administration & capital for the public transit systems (COAST & Manchester Transit) that operate in NH's small urban areas
	Nashua UZA Public Transit	\$ 1,535,567	\$ 3,205,772	City of Nashua & CART	--	X	X	X	X	X		Operating, preventative maintenance, ADA paratransit, administration & capital for the public transit systems (Nashua Transit & CART) that operate in Nashua UZA
	Boston UZA Public Transit	\$ 2,700,706	\$ 3,799,438	State	Local government, nonprofits operators of public transportation & private operators contracted to provide public transit to State or public transit agency	X	X	X	X	X	X	Intercity commuter bus services (i.e. Boston Express), capital repairs & improvements of state-owned bus terminals, operating & capital funds for eligible public transit operators (i.e. CART), and NH Capitol Corridor project development (planning) phase
^5309	Capital Bus & Bus Facilities Earmark Funds	-	\$ 1,000,000	State	Public agencies or private nonprofits engaged in public transportation	X			X	X		Replacement vehicles & misc equipment for 7 rural public transit systems & 5 urban public transit systems
5310	Seniors & Individuals with Disabilities	\$ 1,066,148	\$ 2,732,185	State	Local government, nonprofits & operators of public transportation	X	X		X	X	X	Accessible vehicles, mobility management, volunteer transportation
5311	Rural Public Transit	\$ 3,988,444	\$ 8,883,951	State	Local government, nonprofits & operators of public transportation or intercity bus operators	X	X	X	X			Operating, preventative maintenance, ADA paratransit, and administration for 7 rural public transit systems & 1 intercity bus operator (Concord Coach)
5339	Nashua UZA Bus & Bus Facility Program	\$ 150,896	\$ 90,000	City of Nashua & CART	--	X			X	X		Replacement vehicles & misc capital for CART & Nashua Transit
	Statewide & Small Urban Bus & Bus Facility Program	\$ 2,145,626	\$ 2,722,705	State	Public agencies or private nonprofits engaged in public transportation	X			X	X		Replacement vehicles & misc equipment for 7 rural public transit systems & 5 urban public transit systems

Sub-total \$ **28,084,451**  
 Salem-Manchester Commuter Bus Service (Transfer to FTA) \$ 1,635,328  
 Total \$ **29,719,779**

- Notes:
- FTA funding levels are anticipated to increase annually with the passage of the FAST Act
  - ^ FTA Section 5309 funds are discretionary (earmark) funds that were previously awarded. This discretionary program has been replaced by the FTA 5339 formula program
  - # Capital includes physical capital (vehicles, equipment) and also includes capital preventative maintenance, capital ADA paratransit service, and capital mobility management
  - \* With approval of Capital Budget Overview Committee

Rural Transit Systems (7)	Advance Transit, Carroll County Transit, Community Alliance Transportation Services, Concord Area Transit, Keene City Express, North Country Transit, Winnepesaukee Transit
Urban Transit Systems (5)	CART, COAST, Manchester Transit, Nashua Transit, (UNH) Wildcat Transit





NH Urbanized Areas

NASHUA TRANSIT						
Project #	TYP Funding (Total)	TYP Funding Code	Funding Source Info	Location	TYP Scope	Description & Examples
Nashua-1 (6080)	\$ 2,545,407	FTA5307	5307 Nashua UZA	Nashua	Capital Planning	Planning & administration for Nashua Transit System, including route & system planning as well as fleet, facility & infrastructure planning and grant and financial management (Expenses include staff salaries & fringe benefits and consultant fees)
Nashua-2 (6090)	\$ 16,836,050	FTA5307	5307 Nashua UZA	Nashua	Operating Assistance	Fuel, drivers' wages & benefits, etc
Nashua-3 (3799)	\$ 5,313,885	FTA5307	5307 Nashua UZA	Nashua	Preventative Maintenance	Vehicle maintenance & wages
Nashua-6 (3797)	\$ 257,422	FTA5307	5307 Nashua UZA	Nashua	Capital Equipment	Misc Equipment, i.e. bus shelters or bus stop signage
Nashua-7 (7927)	\$ 3,170,189	FTA5307	5307 Nashua UZA	Nashua	ADA Operations	Complementary ADA Paratransit expenses
<b>Note: The Nashua Transit projects use FTA Section 5307 Nashua UZA funds, which are apportioned by FTA for eligible transit projects that benefit the Nashua UZA. These funds flow directly from FTA to the City who is a designated grant recipient and the City selects projects and programs funds accordingly. Nashua Transit projects will not be in the NHDOT budget.</b>						

BOSTON EXPRESS BUS						
Project #	TYP Funding (Total)	TYP Funding Code	Funding Source Info	Location	TYP Scope	Description & Examples
68093M	\$ 45,000	FTA5307	5307 Boston UZA	FE Everett	Boston Express	Marketing of FEE bus service
68060	\$ 46,000	FTA5307_NHDOT	5307 Boston UZA	FE Everett	Boston Express FEE/Nashua Capital, Capital PM, Marketing & Operating	Capital Preventative Maintenance (ex: vehicle maintenance & wages)
68093E	\$ 4,000	FTA5307	5307 Boston UZA	FE Everett	Boston Express	Capital Equipment (ex: emergency call boxes, ticketing computers, signage, buzzer locks for bathrooms, etc) for Nashua Exit 8 and Manchester Canal Street bus terminals
68093C	\$ 2,000	FTA5307	5307 Boston UZA	FE Everett	Boston Express	Terminal & facility repairs (ex: electrical repairs within terminal, bathroom repairs, etc) at Nashua Exit 8 & Manchester Canal Street bus terminals
68093O	\$ 212,605	FTA5307_NHDOT	5307 Boston UZA	FE Everett	Boston Express	Operating (Ex: fuel, drivers' wages & benefits, etc)
10418L	\$ 3,952,521	I93 COMMUTER BUS	STP Flexible	I-93	Implement & provide operational support for expanded commuter bus service	Boston Express Bus I-93 Operating, Marketing, Equipment & Building & Grounds facility repairs during I-93 construction project (Equipment includes computers, furniture, bus maintenance equipment and Repairs includes electrical, plumbing, HVAC, doors & pavement marking at state-owned I-93 facilities)
<b>Note: The Boston Express projects, with the exception of 10418L that uses FHWA I-93 project funds, is using Federal Transit Administration (FTA) Section 5307 Boston UZA funds that are apportioned to the State for eligible transit projects that benefit the Boston UZA. Funds for the Boston Express projects are included in the proposed 10-Year Plan and, if approved, will be included in NHDOT's agency phase budget.</b>						

FTA 5307 BOSTON UZA (STATEWIDE PROGRAMMATIC)						
Project #	TYP Funding (Total)	TYP Funding Code	Funding Source Info	Location	TYP Scope	Description & Examples
FTA 5307 Boston UZA (Statewide Programmatic) (FTA5307)	\$ 43,110,942	FTA5307	5307 Boston UZA	Statewide	Boston UZA Formula Funds	Future transit projects that benefit the Boston UZA (eligible projects could include Operating, Capital, and Planning)
<b>Note: The funds are FTA Section 5307 Boston UZA funds that are apportioned to the State for eligible transit projects. Funds for future eligible projects are included in this consolidated programmatic project in the proposed 10-Year Plan and, if approved, will be included in NHDOT's agency phase budget.</b>						

Rail													
Project Name	State Number	TYP Program	2017	2018	2019	2020	2021	2022	2023	2024	2025	2026	Total
Special Railroad Fund	40637	RR-RSA-Funds	\$600,000	\$600,000	\$600,000	\$600,000	\$600,000	\$600,000	\$600,000	\$600,000	\$600,000	\$600,000	\$6,000,000
Statewide Railroad Revolving Loan	16469	RR-REVLV	\$0	\$0	\$1,500,000	\$0	\$0	\$1,500,000	\$0	\$0	\$1,500,000	\$0	\$4,500,000
<b>Grand Total</b>			<b>\$600,000</b>	<b>\$600,000</b>	<b>\$2,100,000</b>	<b>\$600,000</b>	<b>\$600,000</b>	<b>\$2,100,000</b>	<b>\$600,000</b>	<b>\$600,000</b>	<b>\$2,100,000</b>	<b>\$600,000</b>	<b>\$10,500,000</b>



# RAILROADS

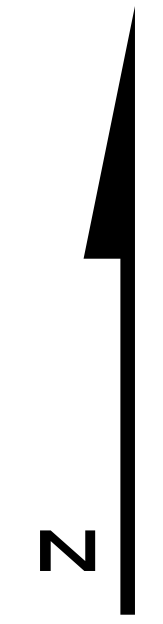
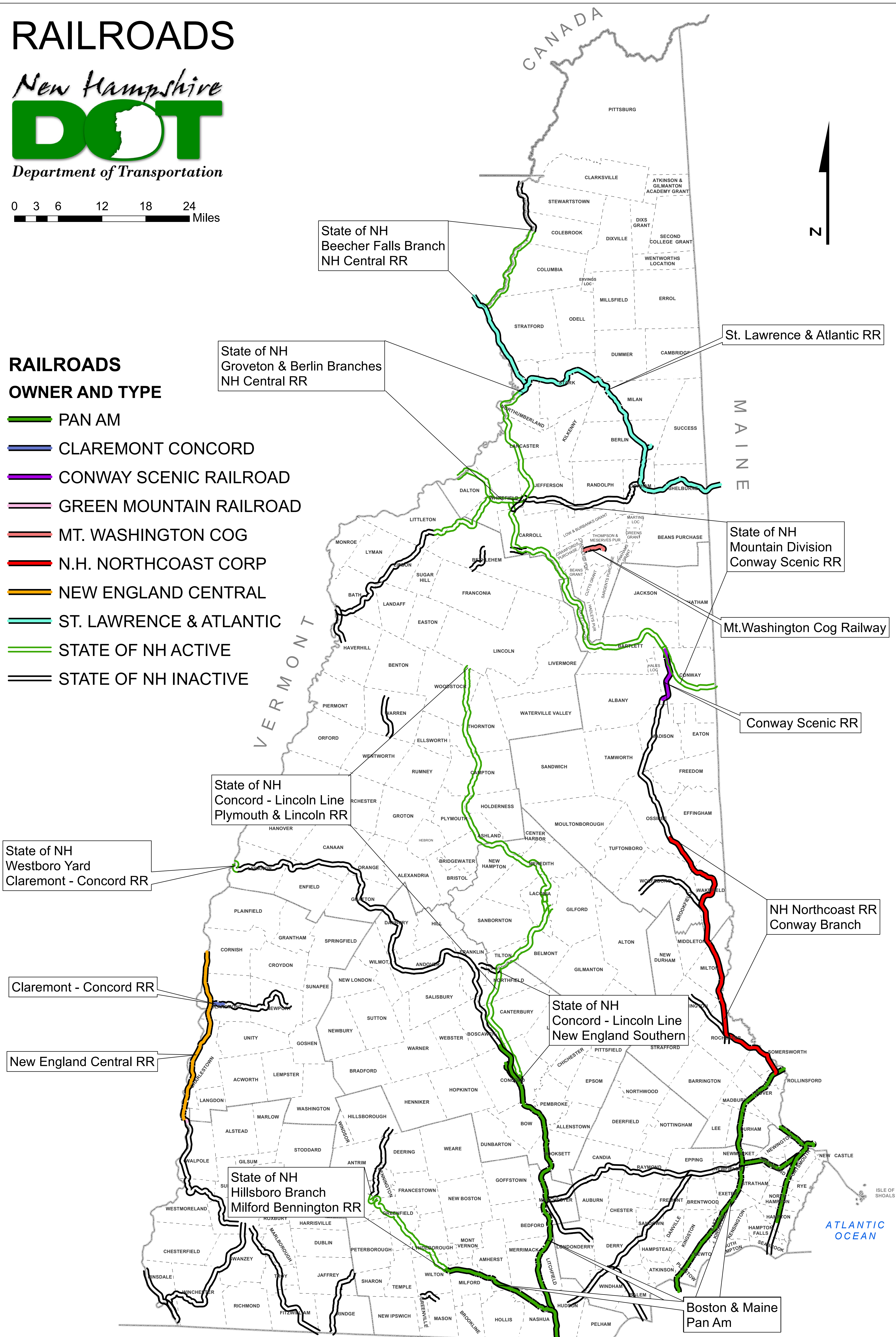


0 3 6 12 18 24 Miles

## RAILROADS

### OWNER AND TYPE

- PAN AM
- CLAREMONT CONCORD
- CONWAY SCENIC RAILROAD
- GREEN MOUNTAIN RAILROAD
- MT. WASHINGTON COG
- N.H. NORTHCOAST CORP
- NEW ENGLAND CENTRAL
- ST. LAWRENCE & ATLANTIC
- STATE OF NH ACTIVE
- STATE OF NH INACTIVE





Turnpike Improvements													
Project Name	State Number	TYP Program	2017	2018	2019	2020	2021	2022	2023	2024	2025	2026	Total
BEDFORD - MERRIMACK	16100	TPK *	\$2,290,000	\$6,300,000	\$0	\$0	\$0	\$0	\$0	\$0	\$0	\$0	\$8,590,000
BOW - CONCORD	13742	TPK *	\$2,000,000	\$0	\$0	\$0	\$0	\$0	\$2,000,000	\$2,000,000	\$12,000,000	\$15,000,000	\$33,000,000
COAST	68069	TPK *	\$894,500	\$0	\$0	\$0	\$0	\$0	\$0	\$0	\$0	\$0	\$894,500
Dover-Rochester	29440	TPK *	\$0	\$800,000	\$800,000	\$0	\$11,600,000	\$13,200,000	\$0	\$0	\$0	\$0	\$26,400,000
Dover-Rochester-Somersworth	40599	TPK *	\$0	\$0	\$0	\$0	\$0	\$2,341,146	\$0	\$0	\$0	\$0	\$2,341,146
HAMPTON FALLS - HAMPTON	13408B	TPK *	\$4,300,000	\$3,800,000	\$0	\$0	\$0	\$0	\$0	\$0	\$0	\$0	\$8,100,000
	13408C	TPK *	\$0	\$500,000	\$1,020,000	\$980,000	\$0	\$0	\$0	\$0	\$0	\$0	\$2,500,000
Manchester	14966	TPK *	\$3,720,000	\$0	\$0	\$0	\$0	\$0	\$0	\$0	\$0	\$0	\$3,720,000
	16099	TPK *	\$1,000,000	\$0	\$0	\$0	\$0	\$2,000,000	\$4,000,000	\$0	\$0	\$0	\$7,000,000
	16099A	TPK *	\$0	\$0	\$0	\$0	\$0	\$0	\$0	\$24,500,000	\$23,900,000	\$23,900,000	\$72,300,000
	16099B	TPK *	\$0	\$0	\$0	\$0	\$0	\$0	\$0	\$0	\$0	\$18,600,000	\$18,600,000
Nashua-Bedford	29408	TPK *	\$1,888,000	\$0	\$0	\$0	\$0	\$0	\$0	\$0	\$0	\$0	\$1,888,000
Nashua-Merrimack-Bedford	13761	TPK *	\$0	\$1,500,000	\$1,800,000	\$4,500,000	\$4,000,000	\$18,000,000	\$20,000,000	\$18,000,000	\$0	\$0	\$67,800,000
Newington	11238U	TPK *	\$0	\$0	\$550,000	\$2,830,000	\$2,670,000	\$0	\$0	\$0	\$0	\$0	\$6,050,000
NEWINGTON - DOVER	11238	TPK *	\$80,000	\$0	\$0	\$0	\$0	\$0	\$0	\$0	\$0	\$0	\$80,000
	11238K	TPK *	\$20,000	\$0	\$0	\$0	\$0	\$0	\$0	\$0	\$0	\$0	\$20,000
	11238O	TPK *	\$6,000,000	\$3,846,000	\$0	\$0	\$0	\$0	\$0	\$0	\$0	\$0	\$9,846,000
	11238Q	TPK *	\$7,300,000	\$11,700,000	\$11,700,000	\$11,700,000	\$6,800,000	\$0	\$0	\$0	\$0	\$0	\$49,200,000
	11238S	TPK *	\$0	\$0	\$5,800,000	\$11,500,000	\$11,500,000	\$2,900,000	\$0	\$0	\$0	\$0	\$31,700,000
SALEM TO MANCHESTER	10418X	TPK *	\$27,187	\$26,445	\$29,145	\$0	\$0	\$0	\$0	\$0	\$0	\$0	\$82,778
UNH/Wildcat	68070	TPK *	\$242,000	\$0	\$0	\$0	\$0	\$0	\$0	\$0	\$0	\$0	\$242,000
<b>Grand Total</b>			<b>\$29,761,687</b>	<b>\$28,472,445</b>	<b>\$21,699,145</b>	<b>\$31,510,000</b>	<b>\$36,570,000</b>	<b>\$38,441,146</b>	<b>\$26,000,000</b>	<b>\$44,500,000</b>	<b>\$35,900,000</b>	<b>\$57,500,000</b>	<b>\$350,354,424</b>

Turnpike R&R													
Project Name	State Number	TYP Program	2017	2018	2019	2020	2021	2022	2023	2024	2025	2026	Total
Manchester	40367	TRR *	\$500,000	\$0	\$0	\$0	\$0	\$0	\$0	\$0	\$0	\$0	\$500,000
Nashua-Merrimack	40036	TRR *	\$3,250,000	\$0	\$0	\$0	\$0	\$0	\$0	\$0	\$0	\$0	\$3,250,000
Portsmouth, NH - Kittery, ME	16189	TRR *	\$0	\$1,800,000	\$1,800,000	\$0	\$0	\$0	\$0	\$0	\$0	\$0	\$3,600,000
Rochester-Milton	40038	TRR *	\$3,250,000	\$0	\$0	\$0	\$0	\$0	\$0	\$0	\$0	\$0	\$3,250,000
STATEWIDE	29137	TRR *	\$7,500	\$0	\$0	\$0	\$0	\$0	\$0	\$0	\$0	\$0	\$7,500
Turnpike Renewal and Replacement Program	TPK-R&R	TRR *	\$2,842,500	\$9,950,000	\$10,100,000	\$10,400,000	\$10,600,000	\$10,800,000	\$11,000,000	\$11,300,000	\$11,500,000	\$11,700,000	\$100,192,500
<b>Grand Total</b>			<b>\$9,850,000</b>	<b>\$11,750,000</b>	<b>\$11,900,000</b>	<b>\$10,400,000</b>	<b>\$10,600,000</b>	<b>\$10,800,000</b>	<b>\$11,000,000</b>	<b>\$11,300,000</b>	<b>\$11,500,000</b>	<b>\$11,700,000</b>	<b>\$110,800,000</b>

SAH													
Project Name	State Number	TYP Program	2017	2018	2019	2020	2021	2022	2023	2024	2025	2026	Total
<b>Bow</b>	<b>20965</b>	SAH *	\$370,000	\$0	\$0	\$0	\$0	\$0	\$0	\$0	\$0	\$0	\$370,000
	<b>20966</b>	SAH *	\$1,000,000	\$0	\$0	\$0	\$0	\$0	\$0	\$0	\$0	\$0	\$1,000,000
<b>CONWAY</b>	<b>40018</b>	SAH *	\$300,000	\$0	\$0	\$0	\$0	\$0	\$0	\$0	\$0	\$0	\$300,000
<b>Hooksett</b>	<b>14950</b>	SAH *	\$700,000	\$758,520	\$0	\$0	\$0	\$0	\$0	\$0	\$0	\$0	\$1,458,520
	<b>24862</b>	SAH *	\$0	\$0	\$0	\$1,200,222	\$0	\$0	\$0	\$0	\$0	\$0	\$1,200,222
<b>LITTLETON</b>	<b>40884</b>	SAH *	\$0	\$309,600	\$0	\$0	\$0	\$0	\$0	\$0	\$0	\$0	\$309,600
<b>Northfield</b>	<b>29756</b>	SAH *	\$0	\$1,290,000	\$1,331,280	\$0	\$0	\$0	\$0	\$0	\$0	\$0	\$2,621,280
<b>Sanbornton</b>	<b>29744</b>	SAH *	\$1,200,000	\$0	\$0	\$0	\$0	\$0	\$0	\$0	\$0	\$0	\$1,200,000
<b>Statewide State Aid Highway (SAH)</b>	<b>SAH</b>	SAH *	\$320,000	\$141,880	\$233,744	\$288,972	\$2,500,000	\$2,500,000	\$2,500,000	\$2,500,000	\$2,500,000	\$2,500,000	\$15,984,596
<b>Tilton</b>	<b>29753</b>	SAH *	\$0	\$0	\$1,331,280	\$1,373,881	\$0	\$0	\$0	\$0	\$0	\$0	\$2,705,161
<b>Grand Total</b>			<b>\$3,890,000</b>	<b>\$2,500,000</b>	<b>\$1,565,024</b>	<b>\$1,489,194</b>	<b>\$2,500,000</b>	<b>\$2,500,000</b>	<b>\$2,500,000</b>	<b>\$2,500,000</b>	<b>\$2,500,000</b>	<b>\$2,500,000</b>	<b>\$27,149,379</b>

Other Matching Funds													
Project Name	State Number	TYP Program	2017	2018	2019	2020	2021	2022	2023	2024	2025	2026	Total
<b>BENNINGTON</b>	<b>29486</b>	NON-PAR (other)	\$0	\$0	\$0	\$0	\$39,700	\$35,117	\$0	\$0	\$0	\$0	\$74,817
<b>BERLIN</b>	<b>15792</b>	NON-PAR (other)	\$5,788	\$0	\$0	\$0	\$0	\$0	\$0	\$0	\$0	\$0	\$5,788
<b>CONWAY</b>	<b>40018</b>	NON-PAR (other)	\$600,000	\$206,400	\$0	\$0	\$0	\$0	\$0	\$0	\$0	\$0	\$806,400
<b>DERRY / LONDONDERRY</b>	<b>13065</b>	NON-PAR (other)	\$1,755,000	\$2,155,000	\$2,500,000	\$0	\$0	\$0	\$0	\$0	\$0	\$0	\$6,410,000
<b>Hinsdale NH - Bratteboro VT</b>	<b>12210C</b>	NON-PAR (Vermont)	\$0	\$0	\$0	\$8,485,089	\$0	\$0	\$0	\$0	\$0	\$0	\$8,485,089
<b>Lancaster, NH - Guildhall, VT</b>	<b>16155</b>	NON-PAR (Vermont)	\$100,000	\$28,896	\$958,522	\$0	\$0	\$0	\$0	\$0	\$0	\$0	\$1,087,418
<b>Lebanon, NH - Hartford, VT</b>	<b>16148</b>	NON-PAR (Vermont)	\$114,800	\$136,224	\$3,834,086	\$3,956,777	\$0	\$0	\$0	\$0	\$0	\$0	\$8,041,888
<b>LITTLETON</b>	<b>40884</b>	NON-PAR (other)	\$450,000	\$0	\$0	\$0	\$0	\$0	\$0	\$0	\$0	\$0	\$450,000
<b>Lyme, NH - Thetford, VT</b>	<b>14460</b>	NON-PAR (Vermont)	\$0	\$0	\$0	\$0	\$0	\$579,434	\$0	\$0	\$0	\$0	\$579,434
<b>Milton</b>	<b>40658</b>	NON-PAR (other)	\$0	\$0	\$0	\$769,373	\$0	\$0	\$0	\$0	\$0	\$0	\$769,373
<b>Nashua</b>	<b>10136A</b>	NON-PAR (other)	\$0	\$0	\$0	\$0	\$0	\$0	\$0	\$0	\$656,157	\$0	\$656,157
<b>NEWINGTON - DOVER</b>	<b>11238O</b>	NON-PAR (other)	\$28,211	\$0	\$0	\$0	\$0	\$0	\$0	\$0	\$0	\$0	\$28,211
<b>PELHAM</b>	<b>26762</b>	NON-PAR (other)	\$0	\$0	\$0	\$83,112	\$0	\$0	\$0	\$0	\$0	\$0	\$83,112
<b>Portsmouth, NH - Kittery, ME</b>	<b>15731</b>	NON-PAR (Maine)	\$12,000,000	\$3,005,477	\$0	\$0	\$0	\$0	\$0	\$0	\$0	\$0	\$15,005,477
	<b>16189</b>	NON-PAR (Maine)	\$0	\$3,600,000	\$0	\$0	\$0	\$0	\$0	\$0	\$0	\$0	\$3,600,000
<b>SALEM</b>	<b>15989</b>	NON-PAR (other)	\$0	\$0	\$31,349	\$0	\$0	\$0	\$0	\$0	\$0	\$0	\$31,349
<b>SALEM TO MANCHESTER</b>	<b>10418X</b>	NON-PAR (dot)	\$1,500	\$1,500	\$1,500	\$0	\$0	\$0	\$0	\$0	\$0	\$0	\$4,500
	<b>14800A</b>	RZED	\$561,949	\$561,949	\$561,949	\$561,949	\$641,017	\$465,602	\$363,454	\$269,800	\$139,397	\$0	\$4,127,066
	<b>14800B</b>	RZED	\$631,798	\$631,798	\$631,798	\$631,798	\$608,264	\$523,475	\$408,630	\$303,335	\$156,723	\$0	\$4,527,619
	<b>14800C</b>	RZED	\$207,824	\$207,824	\$207,824	\$207,824	\$200,083	\$172,192	\$134,415	\$99,779	\$51,553	\$0	\$1,489,318
<b>Statewide Wildflowers</b>	<b>WLDFL</b>	NON-PAR (other)	\$50,000	\$50,000	\$50,000	\$50,000	\$50,000	\$50,000	\$50,000	\$50,000	\$50,000	\$50,000	\$500,000
<b>STEWARTSTOWN, NH - CANAAN, VT</b>	<b>15838</b>	NON-PAR (Vermont)	255000	0	0	0	0	0	0	0	0	0	\$255,000
<b>Grand Total</b>			<b>\$16,506,870</b>	<b>\$10,585,068</b>	<b>\$8,777,028</b>	<b>\$14,745,922</b>	<b>\$1,539,064</b>	<b>\$1,825,820</b>	<b>\$956,499</b>	<b>\$722,914</b>	<b>\$1,053,830</b>	<b>\$50,000</b>	<b>\$57,018,015</b>

SB367: SAB													
Project Name	State Number	TYP Program	2017	2018	2019	2020	2021	2022	2023	2024	2025	2026	Total
ALSTEAD	40649	SAB *	\$0	\$0	\$0	\$0	\$260,884	\$0	\$0	\$0	\$0	\$0	\$260,884
	40650	SAB *	\$0	\$0	\$0	\$0	\$192,827	\$0	\$0	\$0	\$0	\$0	\$192,827
AMHERST	20231	SAB *	\$0	\$0	\$0	\$679,404	\$0	\$0	\$0	\$0	\$0	\$0	\$679,404
	20243	SAB *	\$0	\$0	\$670,965	\$0	\$0	\$0	\$0	\$0	\$0	\$0	\$670,965
	40654	SAB *	\$0	\$0	\$0	\$0	\$0	\$1,071,074	\$0	\$0	\$0	\$0	\$1,071,074
	40657	SAB *	\$0	\$0	\$0	\$0	\$0	\$0	\$1,993,252	\$0	\$0	\$0	\$1,993,252
ANTRIM	14942	SAB *	\$0	\$0	\$0	\$0	\$0	\$257,526	\$0	\$0	\$0	\$0	\$257,526
	29468	SAB *	\$370,000	\$0	\$0	\$0	\$0	\$0	\$0	\$0	\$0	\$0	\$370,000
AUBURN	29316	SAB *	\$0	\$0	\$0	\$0	\$0	\$351,172	\$0	\$0	\$0	\$0	\$351,172
BARNSTEAD	16020	SAB *	\$0	\$0	\$0	\$807,842	\$0	\$0	\$0	\$0	\$0	\$0	\$807,842
BARRINGTON	26722	SAB *	\$0	\$0	\$0	\$0	\$0	\$351,543	\$0	\$0	\$0	\$0	\$351,543
Bedford	20000	SAB *	\$270,000	\$0	\$0	\$0	\$0	\$0	\$0	\$0	\$0	\$0	\$270,000
	21193	SAB *	\$0	\$438,600	\$0	\$0	\$0	\$0	\$0	\$0	\$0	\$0	\$438,600
	21684	SAB *	\$0	\$0	\$0	\$659,463	\$0	\$0	\$0	\$0	\$0	\$0	\$659,463
	24217	SAB *	\$0	\$0	\$0	\$0	\$0	\$984,611	\$0	\$0	\$0	\$0	\$984,611
BELMONT	22872	SAB *	\$0	\$0	\$0	\$134,091	\$0	\$0	\$0	\$0	\$0	\$0	\$134,091
BERLIN	15792	SAB *	\$653,663	\$0	\$0	\$0	\$0	\$0	\$0	\$0	\$0	\$0	\$653,663
Bow	24223	SAB *	\$0	\$0	\$0	\$0	\$0	\$0	\$0	\$1,103,693	\$0	\$0	\$1,103,693
	24224	SAB *	\$0	\$0	\$0	\$0	\$0	\$0	\$0	\$0	\$0	\$1,228,171	\$1,228,171
	24225	SAB *	\$0	\$0	\$0	\$0	\$0	\$0	\$0	\$0	\$771,949	\$0	\$771,949
	40346	SAB *	\$480,200	\$0	\$0	\$0	\$0	\$0	\$0	\$0	\$0	\$0	\$480,200
BRADFORD	16106	SAB *	\$0	\$877,200	\$0	\$0	\$0	\$0	\$0	\$0	\$0	\$0	\$877,200
CANAAN	26703	SAB *	\$0	\$0	\$0	\$0	\$0	\$599,240	\$0	\$0	\$0	\$0	\$599,240
	26704	SAB *	\$0	\$0	\$0	\$0	\$0	\$417,666	\$0	\$0	\$0	\$0	\$417,666
Colebrook	40651	SAB *	\$0	\$0	\$0	\$0	\$255,212	\$0	\$0	\$0	\$0	\$0	\$255,212
	40652	SAB *	\$0	\$0	\$0	\$0	\$686,237	\$0	\$0	\$0	\$0	\$0	\$686,237
	40655	SAB *	\$0	\$0	\$0	\$0	\$0	\$468,229	\$0	\$0	\$0	\$0	\$468,229
Concord	15877	SAB *	\$0	\$639,840	\$0	\$0	\$0	\$0	\$0	\$0	\$0	\$0	\$639,840
	15878	SAB *	\$0	\$639,840	\$0	\$0	\$0	\$0	\$0	\$0	\$0	\$0	\$639,840
CONCORD - PEMBROKE	14841A	SAB *	\$650,000	\$0	\$0	\$0	\$0	\$0	\$0	\$0	\$0	\$0	\$650,000
Derry	16118	SAB *	\$0	\$0	\$244,204	\$0	\$0	\$0	\$0	\$0	\$0	\$0	\$244,204
Dummer	15815	SAB *	\$956,841	\$0	\$0	\$0	\$0	\$0	\$0	\$0	\$0	\$0	\$956,841
EATON	15997	SAB *	\$0	\$0	\$839,523	\$0	\$0	\$0	\$0	\$0	\$0	\$0	\$839,523
ENFIELD	13592	SAB *	\$0	\$0	\$0	\$0	\$0	\$0	\$0	\$0	\$0	\$398,326	\$398,326
FRANCESTOWN	15765	SAB *	\$0	\$0	\$0	\$1,099,105	\$0	\$0	\$0	\$0	\$0	\$0	\$1,099,105
FREEDOM	15987	SAB *	\$0	\$0	\$591,434	\$0	\$0	\$0	\$0	\$0	\$0	\$0	\$591,434
FREMONT	23793	SAB *	\$0	\$0	\$0	\$0	\$589,824	\$0	\$0	\$0	\$0	\$0	\$589,824
Gilford	15890	SAB *	\$0	\$62,026	\$0	\$0	\$0	\$0	\$0	\$0	\$0	\$0	\$62,026
	21107	SAB *	\$0	\$0	\$452,635	\$0	\$0	\$0	\$0	\$0	\$0	\$0	\$452,635
GILMANTON	16232	SAB *	\$0	\$0	\$692,266	\$0	\$0	\$0	\$0	\$0	\$0	\$0	\$692,266
	16233	SAB *	\$0	\$0	\$985,147	\$0	\$0	\$0	\$0	\$0	\$0	\$0	\$985,147
	16234	SAB *	\$0	\$774,000	\$0	\$0	\$0	\$0	\$0	\$0	\$0	\$0	\$774,000
HUDSON	13353	SAB *	\$100,000	\$0	\$0	\$0	\$0	\$0	\$0	\$0	\$0	\$0	\$100,000
	13354	SAB *	\$0	\$165,120	\$0	\$0	\$0	\$0	\$0	\$0	\$0	\$0	\$165,120
Keene	15854	SAB *	\$0	\$645,000	\$0	\$0	\$0	\$0	\$0	\$0	\$0	\$0	\$645,000
	40653	SAB *	\$0	\$0	\$0	\$0	\$782,651	\$0	\$0	\$0	\$0	\$0	\$782,651

SB367: SAB													
Project Name	State Number	TYP Program	2017	2018	2019	2020	2021	2022	2023	2024	2025	2026	Total
<b>Laconia</b>	26706	SAB *	\$0	\$0	\$0	\$741,896	\$0	\$0	\$0	\$0	\$0	\$0	\$741,896
	40656	SAB *	\$0	\$0	\$0	\$0	\$0	\$936,458	\$0	\$0	\$0	\$0	\$936,458
<b>Lancaster</b>	22192	SAB *	\$0	\$309,600	\$0	\$0	\$0	\$0	\$0	\$0	\$0	\$0	\$309,600
<b>Lebanon</b>	24221	SAB *	\$0	\$0	\$0	\$0	\$0	\$1,650,508	\$0	\$0	\$0	\$0	\$1,650,508
	24222	SAB *	\$0	\$0	\$0	\$0	\$0	\$0	\$742,939	\$0	\$0	\$0	\$742,939
<b>MADBURY</b>	24226	SAB *	\$0	\$0	\$0	\$0	\$839,364	\$0	\$0	\$0	\$0	\$0	\$839,364
<b>Manchester</b>	15401	SAB *	\$1,000,000	\$0	\$0	\$0	\$0	\$0	\$0	\$0	\$0	\$0	\$1,000,000
	15837	SAB *	\$800,000	\$0	\$0	\$0	\$0	\$0	\$0	\$0	\$0	\$0	\$800,000
	24206	SAB *	\$0	\$0	\$0	\$0	\$0	\$0	\$634,216	\$0	\$0	\$0	\$634,216
	24211	SAB *	\$0	\$0	\$0	\$0	\$0	\$0	\$0	\$0	\$546,797	\$0	\$546,797
	24212	SAB *	\$0	\$0	\$0	\$0	\$0	\$0	\$0	\$791,647	\$0	\$0	\$791,647
	28336	SAB *	\$0	\$0	\$665,640	\$0	\$0	\$0	\$0	\$0	\$0	\$0	\$665,640
<b>MERRIMACK</b>	29174	SAB *	\$0	\$2,600,640	\$0	\$0	\$0	\$0	\$0	\$0	\$0	\$0	\$2,600,640
<b>Milton</b>	40658	SAB *	\$0	\$0	\$0	\$769,373	\$0	\$0	\$0	\$0	\$0	\$0	\$769,373
<b>New Boston</b>	14771	SAB *	\$0	\$0	\$0	\$0	\$0	\$0	\$0	\$0	\$0	\$1,029,009	\$1,029,009
	15505	SAB *	\$0	\$0	\$0	\$0	\$0	\$0	\$694,618	\$0	\$0	\$0	\$694,618
<b>NEWPORT</b>	20006	SAB *	\$0	\$0	\$106,502	\$0	\$0	\$0	\$0	\$0	\$0	\$0	\$106,502
<b>NORTHUMBERLAND</b>	14234	SAB *	\$0	\$0	\$0	\$0	\$0	\$0	\$0	\$1,681,283	\$0	\$0	\$1,681,283
<b>PELHAM</b>	26762	SAB *	\$0	\$0	\$0	\$2,448,145	\$0	\$0	\$0	\$0	\$0	\$0	\$2,448,145
	29450	SAB *	\$0	\$0	\$0	\$0	\$0	\$1,106,191	\$0	\$0	\$0	\$0	\$1,106,191
<b>PIERMONT</b>	16193	SAB *	\$0	\$316,168	\$0	\$0	\$0	\$0	\$0	\$0	\$0	\$0	\$316,168
<b>PITTSFIELD</b>	14972	SAB *	\$325,000	\$0	\$0	\$0	\$0	\$0	\$0	\$0	\$0	\$0	\$325,000
<b>Plaistow</b>	23117	SAB *	\$0	\$928,800	\$0	\$0	\$0	\$0	\$0	\$0	\$0	\$0	\$928,800
<b>RICHMOND</b>	29055	SAB *	\$0	\$0	\$0	\$0	\$1,525,601	\$0	\$0	\$0	\$0	\$0	\$1,525,601
	29056	SAB *	\$0	\$0	\$0	\$0	\$0	\$760,872	\$0	\$0	\$0	\$0	\$760,872
<b>RINDGE</b>	22652	SAB *	\$0	\$0	\$0	\$802,346	\$0	\$0	\$0	\$0	\$0	\$0	\$802,346
<b>RUMNEY</b>	27162	SAB *	\$0	\$0	\$0	\$0	\$0	\$526,758	\$0	\$0	\$0	\$0	\$526,758
<b>SAB</b>	SAB	SAB *	\$2,707,644	\$0	\$2,011,448	\$334,874	\$3,885,768	\$0	\$5,482,638	\$6,354,810	\$8,630,370	\$7,272,186	\$36,679,737
<b>SALEM</b>	15989	SAB *	\$0	\$0	\$642,586	\$0	\$0	\$0	\$0	\$0	\$0	\$0	\$642,586
	20228	SAB *	\$0	\$0	\$0	\$734,422	\$0	\$0	\$0	\$0	\$0	\$0	\$734,422
<b>SANDWICH</b>	16014	SAB *	\$0	\$0	\$439,548	\$0	\$0	\$0	\$0	\$0	\$0	\$0	\$439,548
<b>STRAFFORD</b>	14790	SAB *	\$0	\$0	\$324,832	\$0	\$0	\$0	\$0	\$0	\$0	\$0	\$324,832
<b>SUGAR HILL</b>	24218	SAB *	\$0	\$0	\$0	\$0	\$0	\$1,012,546	\$0	\$0	\$0	\$0	\$1,012,546
<b>SUNAPEE</b>	15836	SAB *	\$454,312	\$0	\$0	\$0	\$0	\$0	\$0	\$0	\$0	\$0	\$454,312
<b>Thornton</b>	15938	SAB *	\$0	\$651,811	\$0	\$0	\$0	\$0	\$0	\$0	\$0	\$0	\$651,811
<b>WEARE</b>	14338	SAB *	\$295,000	\$0	\$0	\$0	\$0	\$0	\$0	\$0	\$0	\$0	\$295,000
<b>Wentworth</b>	40648	SAB *	\$0	\$0	\$0	\$846,311	\$0	\$0	\$0	\$0	\$0	\$0	\$846,311
<b>Whitefield</b>	16025	SAB *	\$0	\$0	\$186,379	\$0	\$0	\$0	\$0	\$0	\$0	\$0	\$186,379
<b>WILTON</b>	15767	SAB *	\$300,000	\$0	\$0	\$0	\$0	\$0	\$0	\$0	\$0	\$0	\$300,000
	26201	SAB *	\$0	\$0	\$0	\$0	\$243,302	\$0	\$0	\$0	\$0	\$0	\$243,302
<b>Grand Total</b>			<b>\$9,362,660</b>	<b>\$9,048,645</b>	<b>\$8,853,111</b>	<b>\$10,057,271</b>	<b>\$9,261,670</b>	<b>\$10,494,395</b>	<b>\$9,547,663</b>	<b>\$9,931,433</b>	<b>\$9,949,116</b>	<b>\$9,927,692</b>	<b>\$96,433,657</b>

SB367: I-93 Debt Service													
Project Name	State Number	TYP Program	2017	2018	2019	2020	2021	2022	2023	2024	2025	2026	Total
SALEM TO MANCHESTER	14633	SB367-4-CENTS	\$478,357	\$1,152,511	\$1,819,030	\$2,368,078	\$2,541,295	\$2,555,000	\$2,555,000	\$2,558,479	\$2,551,521	\$23,602,065	\$42,181,336
<b>Grand Total</b>			<b>\$478,357</b>	<b>\$1,152,511</b>	<b>\$1,819,030</b>	<b>\$2,368,078</b>	<b>\$2,541,295</b>	<b>\$2,555,000</b>	<b>\$2,555,000</b>	<b>\$2,558,479</b>	<b>\$2,551,521</b>	<b>\$23,602,065</b>	<b>\$42,181,336</b>

SB367: TIFIA Pledged Paving & Bridge													
Project Name	State Number	TYP Program	2017	2018	2019	2020	2021	2022	2023	2024	2025	2026	Total
Acworth	16301	Bridg-T3-4-Rehab-Rcn	\$0	\$1,651,200	\$0	\$0	\$0	\$0	\$0	\$0	\$0	\$0	\$1,651,200
Allenstown	40362	Bridg-T1-2-Rehab-Rcn	\$0	\$154,800	\$106,502	\$164,866	\$2,268,552	\$0	\$0	\$0	\$0	\$0	\$2,694,720
Claremont	27691	Bridg-T3-4-Rehab-Rcn	\$0	\$309,600	\$213,005	\$0	\$0	\$3,511,719	\$3,624,094	\$0	\$0	\$0	\$7,658,418
CONWAY	15864	Bridg-T1-2-Rehab-Rcn	\$0	\$2,889,600	\$0	\$0	\$0	\$0	\$0	\$0	\$0	\$0	\$2,889,600
Deerfield	24477	Bridg-T3-4-Rehab-Rcn	\$0	\$0	\$0	\$0	\$0	\$0	\$1,208,031	\$0	\$0	\$0	\$1,208,031
Lancaster, NH - Guildhall, VT	16155	Bridg-T1-2-Rehab-Rcn	\$0	\$0	\$4,260,096	\$4,506,330	\$0	\$0	\$0	\$0	\$0	\$0	\$8,766,426
Littleton, NH - Waterford, Vt	27711	Bridg-T3-4-Rehab-Rcn	\$0	\$0	\$159,754	\$219,821	\$113,428	\$117,057	\$241,606	\$0	\$5,146,329	\$0	\$5,997,995
Marlow	40088	Bridg-T3-4-Rehab-Rcn	\$0	\$0	\$0	\$0	\$113,428	\$58,529	\$0	\$0	\$1,093,595	\$0	\$1,265,551
New Boston	27729	Bridg-T3-4-Rehab-Rcn	\$0	\$0	\$0	\$0	\$0	\$0	\$181,205	\$249,338	\$1,286,582	\$0	\$1,717,125
OSSIPEE	14749	Bridg-T1-2-Rehab-Rcn	\$20,000	\$619,200	\$2,875,565	\$5,385,613	\$0	\$0	\$0	\$0	\$0	\$0	\$8,900,378
PELHAM	16145	Bridg-T3-4-Rehab-Rcn	\$0	\$0	\$0	\$0	\$0	\$2,130,443	\$0	\$0	\$0	\$0	\$2,130,443
Shelburne	40363	Bridg-T1-2-Rehab-Rcn	\$0	\$0	\$159,754	\$54,955	\$113,428	\$1,755,859	\$0	\$0	\$0	\$0	\$2,083,996
Swanzy	27692	Bridg-T3-4-Rehab-Rcn	\$0	\$154,800	\$106,502	\$109,910	\$0	\$0	\$1,570,441	\$0	\$0	\$0	\$1,941,654
Tamworth	16239	Bridg-T3-4-Rehab-Rcn	\$2,250,000	\$2,322,000	\$0	\$0	\$0	\$0	\$0	\$0	\$0	\$0	\$4,572,000
Thornton	40613	Bridg-T3-4-Rehab-Rcn	\$0	\$0	\$266,256	\$219,821	\$226,855	\$0	\$0	\$4,986,753	\$0	\$0	\$5,699,685
Troy	40370	Bridg-T1-2-Rehab-Rcn	\$0	\$412,800	\$266,256	\$329,731	\$3,516,256	\$0	\$0	\$0	\$0	\$0	\$4,525,043
WARNER	15907	Bridg-T3-4-Rehab-Rcn	\$0	\$0	\$0	\$0	\$2,098,411	\$0	\$0	\$0	\$0	\$0	\$2,098,411
	40622	Bridg-T3-4-Rehab-Rcn	\$0	\$0	\$0	\$274,776	\$0	\$0	\$1,208,031	\$0	\$0	\$0	\$1,482,807
Woodstock	27713	Bridg-T3-4-Rehab-Rcn	\$0	\$0	\$159,754	\$219,821	\$113,428	\$234,115	\$120,803	\$3,989,403	\$0	\$0	\$4,837,322
Nottingham	40612	Bridg-T3-4-Rehab-Rcn	\$0	\$0	\$213,005	\$164,866	\$0	\$0	\$0	\$935,016	\$0	\$0	\$1,312,887
PAVE-T3/4-MAINT	PAVE-T3/4-MAINT	Pave-T3-4-Maintain	\$8,250,000	\$8,250,000	\$8,250,000	\$10,625,000	\$10,625,000	\$10,625,000	\$10,625,000	\$10,625,000	\$10,625,000	\$0	\$88,500,000
PAVE-T3-4-REHAB	PAVE-T3-4-REHAB	Pave-T3-4-Rehab	\$0	\$0	\$0	\$1,375,000	\$1,375,000	\$1,375,000	\$1,375,000	\$1,375,000	\$1,375,000	\$0	\$8,250,000
Statewide Tier 3-4 Pavement Preservation	PAVE-T3/4-ROUGH	Pave-T3-4-Roughness	\$3,750,000	\$3,750,000	\$3,750,000	\$0	\$0	\$0	\$0	\$0	\$0	\$0	\$11,250,000
<b>Grand Total</b>			<b>\$14,270,000</b>	<b>\$20,514,000</b>	<b>\$20,786,448</b>	<b>\$23,650,511</b>	<b>\$20,563,785</b>	<b>\$19,807,722</b>	<b>\$20,154,211</b>	<b>\$22,160,510</b>	<b>\$19,526,507</b>	<b>\$0</b>	<b>\$181,433,692</b>



TIFIA Financing I-93													
Project Name	State Number	TYP Program	2017	2018	2019	2020	2021	2022	2023	2024	2025	2026	Total
SALEM TO MANCHESTER	14633B	TIFIA	\$14,000,000	\$13,000,000	\$11,623,126	\$0	\$0	\$0	\$0	\$0	\$0	\$0	\$38,623,126
	14633D	TIFIA	\$17,000,000	\$17,000,000	\$17,000,000	\$15,600,000	\$0	\$0	\$0	\$0	\$0	\$0	\$66,600,000
	14633H	TIFIA	\$12,000,000	\$12,000,000	\$12,665,989	\$0	\$0	\$0	\$0	\$0	\$0	\$0	\$36,665,989
	14633I	TIFIA	\$10,737,423	\$10,845,882	\$9,829,738	\$0	\$0	\$0	\$0	\$0	\$0	\$0	\$31,413,043
	14633J	TIFIA	\$0	\$0	\$3,450,000	\$3,450,000	\$0	\$0	\$0	\$0	\$0	\$0	\$173,302,158

Connecticut River Bridges GARVEE													
Project Name	State Number	TYP Program	2017	2018	2019	2020	2021	2022	2023	2024	2025	2026	Total
Hinsdale NH - Bratteboro VT	12210C	Bridg-T3-4-Rehab-Rcn	\$0	\$0	\$8,520,192	\$12,446,262	\$14,885,106	\$0	\$0	\$0	\$0	\$0	\$35,851,560
Lebanon, NH - Hartford, VT	16148	Bridg-HIB-Rehab-Rcn	\$0	\$0	\$5,325,120	\$12,529,794	\$7,259,367	\$0	\$0	\$0	\$0	\$0	\$25,114,282
Grand Total			\$0	\$0	\$13,845,312	\$24,976,057	\$22,144,473	\$0	\$0	\$0	\$0	\$0	\$60,965,841

Betterment													
Project Name	State Number	TYP Program	2017	2018	2019	2020	2021	2022	2023	2024	2025	2026	Total
BET Drainage Replace & Repair Statewide	BET-DRG-HQ	BET-DRG-HQ	\$500,000	\$500,000	\$500,000	\$500,000	\$500,000	\$500,000	\$500,000	\$500,000	\$500,000	\$500,000	\$5,000,000
BET Stand Alone Projects & Contingency	BET-STAL-HQ	BET-STAL-HQ	\$4,500,000	\$4,500,000	\$4,500,000	\$4,500,000	\$4,500,000	\$4,500,000	\$4,500,000	\$4,500,000	\$4,500,000	\$4,500,000	\$45,000,000
PAVE-T3/4-MAINT	PAVE-T3/4-MAINT	Pave-T3-4-Maintain	\$4,450,000	\$4,450,000	\$4,450,000	\$2,075,000	\$2,075,000	\$2,075,000	\$2,075,000	\$2,075,000	\$2,075,000	\$4,450,000	\$30,250,000
PAVE-T3/4-PRES	PAVE-T3/4-PRES	Pave-T3-4-Preserve	\$2,650,000	\$2,650,000	\$2,650,000	\$2,650,000	\$2,650,000	\$2,650,000	\$2,650,000	\$2,650,000	\$2,650,000	\$2,650,000	\$26,500,000
STATEWIDE	40592	BET-BMT-HQ	\$1,500,000	\$1,500,000	\$1,500,000	\$1,500,000	\$1,500,000	\$1,500,000	\$1,500,000	\$1,500,000	\$1,500,000	\$1,500,000	\$15,000,000
Statewide Bridge Perservation	BET-BMT-HQ	BET-BMT-HQ	\$750,000	\$750,000	\$750,000	\$750,000	\$750,000	\$750,000	\$750,000	\$750,000	\$750,000	\$750,000	\$7,500,000
STATEWIDE DISTRICTS	BET-FA-HQ	BET-FA-HQ	\$1,200,000	\$1,200,000	\$1,200,000	\$1,200,000	\$1,200,000	\$1,200,000	\$1,200,000	\$1,200,000	\$1,200,000	\$1,200,000	\$12,000,000
Statewide Tier 2 Maintenance Pave	PAVE-T2-MAINT	Pave-T2-Maintain	\$6,362,500	\$6,362,500	\$6,362,500	\$8,737,500	\$8,737,500	\$8,737,500	\$8,737,500	\$8,737,500	\$8,737,500	\$6,362,500	\$77,875,000
Statewide Traf.Signal Equip.Replacement	BET-SEU-HQ	BET-SEU-HQ	\$100,000	\$100,000	\$100,000	\$100,000	\$100,000	\$100,000	\$100,000	\$100,000	\$100,000	\$100,000	\$1,000,000
TRAC	TRAC	TRAC	22000	22000	22000	22000	22000	22000	22000	22000	22000	22000	\$220,000
Grand Total			\$22,012,500	\$22,012,500	\$22,012,500	\$22,012,500	\$22,012,500	\$22,012,500	\$22,012,500	\$22,012,500	\$22,012,500	\$22,012,500	\$220,345,000

FHWA													
Project Name	Project Number	TYP Program	2017	2018	2019	2020	2021	2022	2023	2024	2025	2026	Total
Albany	29597	None-Highway	0	425700	0	1755490.13	77357.63	0	5311000.37	2398000.32	0	0	\$9,967,548
ALSTEAD	20817	Bridg-T3-4-Rehab-Rcn	11000	0	1780720.13	96721.22	0	0	0	0	0	0	\$1,888,441
Alton	40624	Bridg-T1-2-Rehab-Rcn	0	0	292881.6	0	0	257526.05	0	0	0	2190792.37	\$2,741,200
Alton - Gilford	40634	None-Highway	0	0	250000.22	0	0	0	0	0	0	0	\$250,000
AMHERST	10136C	Other Fed Aid	0	0	2573097.99	0	0	0	0	0	0	0	\$2,573,098
ANDOVER	20650	Bridg-T1-2-Rehab-Rcn	3000	0	0	1701414.18	1746785.23	0	0	0	0	0	\$3,451,199
	40392	Bridg-T1-2-Rehab-Rcn	0	283800	234305.28	120901.52	124770.37	128763.03	4650920.47	0	0	0	\$5,543,461
Ashland - Bridgewater	24904	Bridg-T1-2-Rehab-Rcn	0	0	410034.24	151126.91	155962.97	257526.05	265766.88	274271.42	0	17526338.96	\$19,041,027
BARNSTEAD - ALTON	14121	None-Highway	545050	249744	1464408	2115776.68	0	0	0	0	0	0	\$4,374,979
Bedford	13692C	Bridg-T1-2-Rehab-Rcn	0	0	590217.67	841253.95	865802.02	137086.11	0	0	0	0	\$2,434,360
	13953	None-Highway	8855000	5676000	0	0	0	0	0	0	0	0	\$14,531,000
	16156	Bridg-T1-2-Rehab-Rcn	27500	1702800	0	0	0	0	0	0	0	0	\$1,730,300
	40664	None-Highway	0	0	0	0	0	0	599968.74	0	300031	5100164.64	\$6,000,164
BELMONT	16202	HSIP *	280500	0	0	0	0	0	0	0	0	0	\$280,500
	16203	HSIP *	913000	0	0	0	0	0	0	0	0	0	\$913,000
	40635	None-Highway	0	0	0	0	0	64381.51	0	34283.93	601477.23	0	\$700,143
BENNINGTON	29486	Bridg-T3-4-Rehab-Rcn	0	0	0	0	0	0	0	822814.27	0	0	\$822,814
Bow	29641	None-Highway	0	340560	0	664958.38	0	3860000.03	0	0	0	0	\$4,865,518
BOW - CONCORD	13742	Bridg-T1-2-Rehab-Rcn	0	0	0	0	0	0	0	8250000	8250000	10450000	\$26,950,000
		None-Highway	0	0	1500000	0	0	0	0	0	0	0	\$1,500,000
Bristol	40636	None-Highway	0	0	0	0	0	0	291014.74	0	154261.22	2722424.65	\$3,167,701
Brookline	40662	None-Highway	0	0	0	0	0	0	26576.69	0	14152.41	248289.8	\$289,019
Center Harbor - New Hampton	24579	Bridg-T3-4-Rehab-Rcn	55000	0	0	96721.22	623851.87	0	0	0	0	0	\$775,573
Charlestown	40667	None-Highway	0	0	0	0	0	0	531533.77	0	283048.11	4973682.89	\$5,788,265
Chichester	40631	None-Highway	0	0	0	0	0	154515.63	0	82281.43	1443545.36	0	\$1,680,342
Claremont	13248	Ear-NH039	395857	0	0	0	0	0	0	0	0	0	\$395,857
		Ear-NH059	3580273.13	0	0	0	0	0	0	0	0	0	\$3,580,273
	28693	SRTS	223213.1	0	0	0	0	0	0	0	0	0	\$223,213
Colebrook	40640	None-Highway	0	0	269451.07	1813522.87	0	0	0	0	0	0	\$2,082,974
COLUMBIA	16302	Bridg-T1-2-Rehab-Rcn	165000	0	1171526.4	0	0	0	0	0	0	0	\$1,336,526
Commuter/Intercity Bus Replacement	40284	CMAQ *	3096000	3195072	5275703	2722263	1404688	0	0	0	0	0	\$15,693,726
Concord	13742D	None-Highway	500500	0	0	0	0	0	0	0	0	0	\$500,500
	28417	Other Fed Aid	550000	0	0	0	0	0	0	0	0	0	\$550,000
	29601	None-Highway	0	0	322169.76	0	381797.35	0	2787999.59	0	0	0	\$3,491,967
CONNECTICUT RIVER BRIDGES GARVEE	40798	GARVEE Debt Service	0	0	0	7935000	7935000	7935000	7935000	7935000	7935000	7935000	\$55,545,000
CONWAY	40018	Other Fed Aid	660000	227040	0	0	0	0	0	0	0	0	\$887,040
	40638	None-Highway	0	0	0	0	0	469985.04	0	250272.67	4390783.8	0	\$5,111,042
DANBURY	16303	Bridg-T1-2-Rehab-Rcn	0	0	0	2780735.06	0	0	0	0	0	0	\$2,780,735
	40395	Bridg-T1-2-Rehab-Rcn	0	119196	246020.54	60450.76	0	3862890.76	0	0	0	0	\$4,288,558
Derry	24861	HSIP *	550000	0	0	0	0	0	0	0	0	0	\$550,000
DERRY / LONDONDERRY	13065	Other Fed Aid	50000	0	10500000	8800000	11000000	16500000	0	0	0	0	\$46,850,000
Dover-Somersworth-Rochester	29604	None-Highway	55000	227040	468610.56	1390367.53	0	0	6639000.28	3425999.79	0	0	\$12,206,018
Dummer	16304A	Other Fed Aid	2200000	0	0	0	0	0	0	0	0	0	\$2,200,000
DUMMER - CAMBRIDGE - ERROL	16304	None-Highway	0	3065040	0	0	0	0	0	0	0	0	\$3,065,040
Durham	16236	Bridg-T1-2-Rehab-Rcn	0	0	4686105.6	0	0	0	0	0	0	0	\$4,686,106
		None-Other	110000	227040	0	0	0	0	0	0	0	0	\$337,040
	16254	Other Fed Aid	121000	45408	29288.16	604507.62	0	0	0	0	0	0	\$800,204
DURHAM - NEWMARKET	13080B	Other Fed Aid	6600000	0	0	0	0	0	0	0	0	0	\$6,600,000
ENFIELD	12967B	None-Bridge	715000	0	0	0	0	0	0	0	0	0	\$715,000
	40526	None-Highway	0	312180	0	302253.81	0	515052.1	99662.58	6987999.8	0	0	\$8,217,148
Epping	29608	None-Highway	0	0	1171526.4	483606.1	278237.93	9649999.42	0	0	0	0	\$11,583,370
	40643	None-Highway	0	0	0	0	0	81120.71	0	43197.75	757861.31	0	\$882,180
Exeter	40623	Bridg-T3-4-Rehab-Rcn	0	0	351457.92	0	0	579433.61	0	0	0	2921056.49	\$3,851,948
FLAP	FLAP	FLAP	350000	350000	350000	350000	350000	350000	350000	350000	350000	350000	\$3,500,000
Franconia	24497	Bridg-T3-4-Rehab-Rcn	0	0	0	0	0	0	3322086.05	0	0	0	\$3,322,086

FHWA													
Project Name	Project Number	TYP Program	2017	2018	2019	2020	2021	2022	2023	2024	2025	2026	Total
Franconia-Littleton	40514	Pave-T1-Rehab	0	0	0	0	0	193144.54	199325.16	137135.71	14152405.49	14605282.47	\$29,287,293
Gilford	26005	Bridg-T1-2-Rehab-Rcn	0	0	0	0	0	0	1993251.63	0	0	0	\$1,993,252
Hampton	29609	None-Highway	0	283800	0	0	0	0	0	0	0	0	\$283,800
	40797	Other Fed Aid	0	0	439322.4	453380.72	0	0	332208.61	6856785.61	0	0	\$8,081,697
Hampton - Portsmouth	26485	CMAQ *	990000	0	0	0	0	0	0	0	0	0	\$990,000
Hampton Falls	29610	None-Highway	0	283800	0	0	0	0	0	0	0	0	\$283,800
Haverhill	16238	Bridg-T3-4-Rehab-Rcn	0	0	0	1209015.24	0	0	0	0	0	0	\$1,209,015
HAZMAT	HAZMAT	HAZMAT	30000	30000	30000	30000	30000	30000	30000	30000	30000	30000	\$300,000
Henniker - Hopkinton	40633	None-Highway	0	0	0	0	0	0	99715.73	0	52717.71	931996.67	\$1,084,430
High Investment Bridge Maint & Pres	BRDG-HIB-M&P	Bridg-HIB-Main-Pres	2920000	2920000	2920000	2920000	2920000	2920000	2920000	2920000	2920000	2920000	\$29,200,000
Hinsdale NH - Brattleboro VT	12210C	Ear-NH018	550000	234264	0	0	0	0	0	0	0	0	\$784,264
Hooksett	29611	None-Highway	0	567600	87864.48	1027662.96	306935.12	2566247.09	0	6639000.38	6850999.76	0	\$18,046,310
Jackson	27709	Bridg-T1-2-Rehab-Rcn	220000	113520	234305.28	120901.52	249540.75	0	6644172.1	0	0	0	\$7,582,440
JAFFREY	16307	None-Highway	330000	681120	0	7490453.95	0	0	0	0	0	0	\$8,501,574
JEFFERSON-RANDOLPH	13602C	Other Fed Aid	0	0	0	544056.86	873392.61	321907.56	7973006.52	0	0	0	\$9,712,364
Keene	10309B	MUPCA*	0	0	3016680.48	2628399.14	0	0	0	0	0	0	\$5,645,080
	28737	SRTS	95659.3	0	0	0	0	0	0	0	0	0	\$95,659
	40666	None-Highway	0	0	0	0	0	363884.31	0	193772.76	3399549.32	0	\$3,957,206
Keene-Swanzey	40100	Other Fed Aid	0	0	0	0	1416143.74	0	0	0	0	0	\$1,416,144
Laconia	16144	Bridg-T1-2-Rehab-Rcn	0	0	1757289.6	0	0	0	0	0	0	0	\$1,757,290
	24181	Bridg-T3-4-Rehab-Rcn	0	0	292881.6	0	0	0	0	0	1415240.55	0	\$1,708,122
Lancaster, NH - Guildhall, VT	16155	Bridg-T1-2-Rehab-Rcn	100000	115584	0	0	0	0	0	0	0	0	\$215,584
Lebanon	13558A	MOBRR *	0	2270400	3514579.2	0	0	0	0	0	0	0	\$5,784,979
	15880	Pave-T1-Rehab	10065000	10784400	0	0	0	0	0	0	0	0	\$20,849,400
	25821	Bridg-T3-4-Rehab-Rcn	0	0	0	0	0	0	5315337.68	0	0	0	\$5,315,338
	29612	None-Highway	0	0	292881.6	0	1060548.17	0	3458332.77	0	0	0	\$4,811,763
	40794	Other Fed Aid	330000	113520	2635934.4	0	0	0	0	0	0	0	\$3,079,454
Lebanon, NH - Hartford, VT	16148	Bridg-HIB-Rehab-Rcn	385200	431376	0	0	0	0	0	0	0	0	\$816,576
LITTLETON	40884	NON-PAR (other)	0	154800	0	0	0	0	0	0	0	0	\$154,800
Loudon	40632	None-Highway	0	0	0	0	0	128763.03	0	68567.86	1202954.47	0	\$1,400,285
Loudon-Canterbury	29613	None-Highway	440000	879780	1101234.82	0	0	0	0	0	0	0	\$2,421,015
	29613A	None-Highway	0	2838000	0	0	0	0	0	0	0	0	\$2,838,000
Loudon-Caterbury	29613B	None-Highway	0	0	0	1813522.87	3743111.2	0	0	0	0	0	\$5,556,634
Lyme, NH - Thetford, VT	14460	Bridg-T3-4-Rehab-Rcn	0	0	0	0	0	5214902.52	0	0	0	0	\$5,214,903
Manchester	28336	MOBRR *	0	0	0	1813522.87	4990814.93	0	0	0	0	0	\$6,804,338
MEREDITH	10430	Ear-NH041	1640100	0	0	0	0	0	0	0	0	0	\$1,640,100
MERRIMACK	10136D	Other Fed Aid	385000	1419000	527186.88	4231553.36	0	0	0	0	0	0	\$6,562,740
Moultonborough	40639	None-Highway	0	0	0	0	0	62450.07	0	33255.41	583432.92	0	\$679,138
Nashua	10136A	Other Fed Aid	401500	227040	562045.17	0	0	0	0	3380395.3	5134247.88	0	\$9,705,228
	16314	Other Fed Aid	3067900	1171526.4	0	0	0	0	0	0	0	0	\$4,239,426
	40660	None-Highway	0	0	0	0	0	469985.04	0	250272.67	4390783.8	0	\$5,111,042
	10136B	Other Fed Aid	0	1816320	0	0	4117422.32	0	0	0	0	7755404.99	\$13,689,147
New Castle	29614	None-Other	0	113520	0	0	0	0	0	0	0	0	\$113,520
New Castle - Rye	16127	Bridg-HIB-Rehab-Rcn	303600	6811200	2341881.27	0	0	0	0	0	0	0	\$9,456,681
New Hampton	25365	Bridg-T3-4-Rehab-Rcn	55000	28380	0	0	0	0	0	0	707620.27	0	\$791,000
Newfields-Newmarket	28393	Bridg-T1-2-Rehab-Rcn	0	0	0	0	3119259.33	3219075.63	0	0	0	0	\$6,338,335
NEWPORT	16109	MOBRR *	0	1702800	0	0	0	0	0	0	0	0	\$1,702,800
Newton	29617	None-Highway	137500	0	175728.96	0	0	965722.69	0	0	0	0	\$1,278,952
North Hampton	24457	Bridg-T1-2-Rehab-Rcn	495000	227040	234305.28	90676.14	5614666.8	0	0	0	0	0	\$6,661,688
NSTI @ UNH	NSTI	NSTI	30000	30000	30000	30000	30000	30000	30000	30000	30000	30000	\$300,000
Orford	40366	Bridg-T3-4-Rehab-Rcn	165000	113520	117152.64	120901.52	2495407.47	0	0	0	0	0	\$3,011,982
OSSIPEE	10431	None-Highway	0	0	3338850.24	0	0	0	0	0	0	0	\$3,338,850
	13910	None-Highway	38500	39732	1757289.6	0	0	0	0	0	0	0	\$1,835,522
Peterborough	14772A	Other Fed Aid	2200000	0	0	0	0	0	0	0	0	0	\$2,200,000
	14933	MOBRR *	3850000	1135200	0	0	0	0	0	0	0	0	\$4,985,200

FHWA													
Project Name	Project Number	TYP Program	2017	2018	2019	2020	2021	2022	2023	2024	2025	2026	Total
	15879	Bridg-T1-2-Rehab-Rcn	0	0	0	2418030.49	2495407.47	0	0	0	0	0	\$4,913,438
	27712	Bridg-T1-2-Rehab-Rcn	0	0	175728.96	241803.05	249540.75	257526.05	132883.44	137135.71	7076202.75	0	\$8,270,821
Plaistow	40641	None-Highway	0	0	0	0	0	115886.72	0	61711.07	1082659.02	0	\$1,260,257
	40645	None-Highway	0	0	0	0	0	0	107236.94	0	56892.67	1001192.11	\$1,165,322
PLAISTOW - KINGSTON	10044E	Other Fed Aid	550000	2122824	1933018.56	30225.38	31192.59	32190.76	9301840.94	10285178.41	0	0	\$24,286,471
Portsmouth	13455D	Bridg-T3-4-Rehab-Rcn	0	0	0	0	7860533.52	0	0	0	0	0	\$7,860,534
	27690	Bridg-T1-2-Rehab-Rcn	0	227040	3631731.84	0	0	0	0	0	0	0	\$3,858,772
	28757	SRTS	85213.7	0	0	0	0	0	0	0	0	0	\$85,214
	29640	None-Highway	0	340560	585763.2	926710.19	956364.92	5597000.36	0	0	0	0	\$8,406,399
	20258	CMAQ *	441393.08	0	0	0	0	0	0	0	0	0	\$441,393
	40642	None-Highway	0	0	0	0	0	75326.37	0	40112.2	703728.36	0	\$819,167
	40644	None-Highway	0	0	0	0	0	0	91689.57	0	48825.8	856599.82	\$997,115
Portsmouth, NH - Kittery, ME	15731	Bridg-T1-2-Rehab-Rcn	13200000	20605213.86	0	0	0	0	0	0	0	0	\$33,805,214
Rochester	40647	None-Highway	0	0	0	0	0	0	212613.51	0	113219.24	1986318.42	\$2,312,151
ROXBURY - SULLIVAN	10439	None-Highway	3102500.5	3099096	3983189.76	0	0	0	0	0	0	0	\$10,184,786
SALEM	12334	MUPCA*	550000	2383920	2928816	0	0	0	0	0	0	0	\$5,862,736
SALEM TO MANCHESTER	10418	Other Fed Aid	500000	0	0	0	0	0	0	0	0	0	\$500,000
	10418H	CMAQ *	2420000	0	0	0	0	0	0	0	0	0	\$2,420,000
	10418X	Other Fed Aid	22949.99	22304.52	24712.1	0	0	0	0	0	0	0	\$69,967
	14633B	Other Fed Aid	835000	985000	505500	0	0	0	0	0	0	0	\$2,325,500
	14633D	Other Fed Aid	1000000	1000000	1000000	805164	0	0	0	0	0	0	\$3,805,164
	14633H	Other Fed Aid	1000000	948000	0	0	0	0	0	0	0	0	\$1,948,000
	14633I	Other Fed Aid	1000000	657121	0	0	0	0	0	0	0	0	\$1,657,121
	14633Z	Other Fed Aid	349165.73	0	0	0	0	0	0	0	0	0	\$349,166
	14800A	GARVEE Debt Service	855043	855043	855043	2493218	6428129	6423470	6414066	6387102	6385687	0	\$37,096,801
	14800B	GARVEE Debt Service	961323.62	961323	961323	2803121	7227136	7221898	7211326	7181009	7179420	0	\$41,707,880
	14800C	GARVEE Debt Service	316218	316218	316218	922058	2377293	2375570	2372092	2362120	2361597	0	\$13,719,384
	14800D	GARVEE Debt Service	4763846.23	4762635.44	4762328.9	3476062.98	0	0	0	0	0	0	\$17,764,874
	14800E	GARVEE Debt Service	6166631.4	6165064.06	6164667.28	4499641.28	0	0	0	0	0	0	\$22,996,004
	14800F	GARVEE Debt Service	3228804	3227998	3227794	2486277	448064	447739	447084	445204	445106	0	\$14,404,070
Salem-Manchester	14800H	GARVEE Debt Service	1441468.67	1441102.31	1441009.56	1051804.72	0	0	0	0	0	0	\$5,375,385
Sanbornton	16154	Bridg-T1-2-Rehab-Rcn	0	0	937221.12	0	0	0	0	0	0	0	\$937,221
SEABROOK-HAMPTON	15904	Bridg-HIB-Rehab-Rcn	0	0	0	0	0	1287630.25	1328834.42	685678.56	11321924.4	14605282.47	\$29,229,350
Shelburne	40551	Bridg-T3-4-Rehab-Rcn	0	0	292881.6	241803.05	0	0	0	274271.42	283048.11	4819743.22	\$5,911,747
Somersworth	40646	None-Highway	0	0	0	0	0	302593.11	0	161134.46	2826943	0	\$3,290,671
SPR #1	SPR1	SPR1	5800000	5800000	5800000	5800000	5800000	5800000	5800000	5800000	5800000	5800000	\$58,000,000
SPR #2	SPR2	SPR2	1035000	1035000	1035000	1035000	1035000	1035000	1035000	1035000	1035000	1035000	\$10,350,000
SPRINGFIELD	20509	None-Highway	0	0	0	785859.91	0	0	0	0	0	0	\$785,860
STATEWIDE	28956	HSIP *	550000	0	0	0	0	0	0	0	0	0	\$550,000
	29137	UBI *	42500	0	0	0	0	0	0	0	0	0	\$42,500
	CBI	CBI *	255000	255000	255000	255000	255000	255000	255000	255000	255000	255000	\$2,550,000
	CMAQ	CMAQ *	57477.22	5713397.23	4150076	6615910	10201394	11465940	11422676	11156909	11156909	11156909	\$83,097,597
	CRDR	CRDR *	2000000	2000000	2000000	2000000	2000000	2000000	2000000	2000000	2000000	2000000	\$20,000,000
	GRR	GRR *	2035000	2035000	2035000	2035000	2035000	2035000	2035000	2035000	2035000	2035000	\$20,350,000
	HSIP	HSIP *	6852000	9540723	9712151	9909081	9909081	9909081	9909081	9909081	9909081	9909081	\$95,468,441
	MOBRR	MOBRR *	1250000	150000	1010420.8	2711477.13	150000	4525000	4505000	4505000	4505000	2630000	\$25,941,898
	PVMRK	12223 *	3100000	3100000	3100000	3100000	3100000	3100000	3100000	3100000	3100000	3100000	\$31,000,000
	RCTRL	RECTRAILS	1569100	1569100	1569100	1569100	1569100	1569100	1569100	1569100	1569100	1569100	\$15,691,000
	RRRCS	RR-RCS *	1160000	1160000	1160000	1160000	1160000	1160000	1160000	1160000	1160000	1160000	\$11,600,000
	SRTS	SRTS	707813.9	1035000	0	0	0	0	0	0	0	0	\$1,742,814
	TA	TA *	3192100	3192100	3192100	3192100	3192100	3192100	3192100	3192100	3192100	3192100	\$31,921,000
	TRAIN	TRAIN	200000	200000	200000	200000	200000	200000	200000	200000	200000	200000	\$2,000,000
	TRCK-WGHT-SFTY	TRCK-WGHT-SFTY	100000	100000	100000	100000	100000	100000	100000	100000	100000	100000	\$1,000,000
	TSMO	TSMO	350000	350000	350000	350000	350000	350000	350000	350000	350000	350000	\$3,500,000
	UBI	UBI *	17500	60000	60000	60000	60000	60000	60000	60000	60000	60000	\$557,500

FHWA													
Project Name	Project Number	TYP Program	2017	2018	2019	2020	2021	2022	2023	2024	2025	2026	Total
	40817	Other Fed Aid	0	0	0	0	0	5000000	5000000	5000000	0	0	\$15,000,000
Statewide ADA	ADA	ADA-Trans	200000	200000	200000	200000	200000	200000	200000	200000	200000	200000	\$2,000,000
Statewide LTAP	LTAP	LTAP	280000	150000	150000	150000	150000	150000	150000	150000	150000	150000	\$1,630,000
STATEWIDE SPECIAL	DBE	None-Other	90000	90000	90000	90000	90000	90000	90000	90000	90000	90000	\$900,000
Statewide Tier 1 Pavement Preservation	PAVE-T1-PRES	Pave-T1-Preserve	11150000	11650000	12150000	12650000	12650000	12650000	12650000	12650000	12650000	12650000	\$123,500,000
Statewide Tier 2 Maintenance Pave	PAVE-T2-MAINT	Pave-T2-Maintain	6362500	6362500	6362500	6362500	6362500	6362500	6362500	6362500	6362500	6362500	\$63,625,000
Statewide Tier 2 Pavement Preservation	PAVE-T2-PRES	Pave-T2-Preserve	8025000	8025000	8025000	8025000	8025000	8025000	8025000	8025000	8025000	8025000	\$80,250,000
STEWARTSTOWN, NH - CANAAN, VT	15838	Bridg-T3-4-Rehab-Rcn	720500	0	0	0	0	0	0	0	0	0	\$720,500
Sutton-New London	40511	Pave-T1-Rehab	0	0	0	0	249540.75	193144.54	3986503.26	4114071.36	0	0	\$8,543,260
Tier 1-2 Bridge Maintenance & Preservation	BRDG-T1/2-M&P	Bridg-T1-2-Main-Pres	3125000	3125000	8125000	8125000	8125000	8125000	8125000	8125000	8125000	8125000	\$71,250,000
Tier 3-4 Bridge Maintenance & Preservation	BRDG-T3/4-M&P	Bridg-T3-4-Main-Pres	2560000	2560000	2560000	2560000	2560000	2560000	2560000	2560000	2560000	2560000	\$25,600,000
Tilton	29358	HSIP *	220000	0	0	0	0	0	0	0	0	0	\$220,000
Trapeze Software Group, Inc.	68069B	CMAQ *	42522.7	46077.77	0	0	0	0	0	0	0	0	\$88,600
Troy	40371	Bridg-T1-2-Rehab-Rcn	165000	283800	292881.6	302253.81	5115585.3	0	0	0	0	0	\$6,159,521
USSS	USSS	USSS *	530000	530000	530000	530000	530000	530000	530000	530000	530000	530000	\$5,300,000
WALPOLE - CHARLESTOWN	14747	Other Fed Aid	220000	0	1054373.76	5924174.7	0	0	0	0	0	0	\$7,198,548
WALPOLE-CHARLESTOWN	14747A	None-Highway	8570000	2724480	0	0	0	0	0	0	0	0	\$11,294,480
WARNER	40512	Pave-T1-Rehab	165000	170280	4686105.6	4836060.98	0	0	0	0	0	0	\$9,857,447
WARNER - SUTTON	15747	Pave-T1-Rehab	0	0	234305.28	151126.9	9981629.86	6866932.13	0	0	0	0	\$17,233,994
WILTON - MILFORD - AMHERST - BEDFORD	13692	Other Fed Aid	0	343965.6	0	3979999.6	5193999.74	0	0	0	0	0	\$9,517,965
Windham	40663	None-Highway	0	0	0	332479.19	0	0	0	0	0	0	\$332,479
	40665	None-Highway	0	0	0	0	0	0	23254.6	0	12383.35	217253.58	\$252,892
Wolfeboro	29615	None-Highway	0	482460	527186.88	544056.86	0	643815.13	0	10188999.65	0	0	\$12,386,519
<b>Grand Total</b>			<b>\$175,327,441</b>	<b>\$178,145,227</b>	<b>\$173,790,105</b>	<b>\$177,350,237</b>	<b>\$184,337,109</b>	<b>\$183,580,828</b>	<b>\$183,822,785</b>	<b>\$183,838,749</b>	<b>\$190,369,464</b>	<b>\$187,423,540</b>	<b>\$1,817,965,270</b>



# Federal Aid Eligible Highways

## Legend

- Tier 1 through 4 Federal Aid Eligible Highways (3,456 Miles)
- Tier 1 through 4 Non-Federal Aid Eligible Highways (1,144 Miles)

Fed Aid Eligibility	Tier				
	1	2	3	4	5
Fed Aid Eligible Miles	840	1,423	1,065	128	691
Non Fed Aid Eligible Miles	0	2	377	765	11,297
<b>Total Miles</b>	<b>840</b>	<b>1,425</b>	<b>1,442</b>	<b>893</b>	<b>11,988</b>
Fed Aid Eligible Percentage	100%	100%	74%	14%	6%
Non Fed Aid Eligible Percentage	0%	0%	26%	86%	94%

- Notes: 1. Based on Barrel Miles in 2015 GIS Snapshot  
 2. Includes miles owned by Turnpikes (273 miles)  
 3. Includes Ramps  
 4. Federal aid eligible miles include FHWA Functional System 1-5 & 6 in Urban Areas

