
DRAFT

DRAFT


**TEN YEAR TRANSPORTATION
IMPROVEMENT PLAN
2015 - 2024**

Projects Only

SUBMITTED TO THE LEGISLATURE
BY THE GOVERNOR

PURSUANT TO
RSA 228:99 AND RSA 240 OF THE LAWS OF NEW HAMPSHIRE

DRAFT



DRAFT

PROJECTS LISTED ALPHABETICALLY



PREPARED BY THE NEW HAMPSHIRE
DEPARTMENT OF TRANSPORTATION

January 15, 2014

2015-2024 DRAFT Ten Year Plan Total Program Dollars by FY

FY	Highway Funded						Rail ⁵	Transit ⁶	Airport ⁷	Turnpike Expansion ⁸	Turnpike Renewal & Replacement	TYP FY Total	% of Total Program
	FHWA ^{1, 4, 5}	Betterment ²	State Aid Bridge ²	State Aid Highway ²	Other ³	Subtotal							
2015	172.1	22.0	7.5	2.9	29.5	234.1	0.8	24.6	25.7	51.3	7.7	344.2	11.3%
2016	175.3	22.0	3.5	3.4	26.4	230.5	0.4	23.9	35.9	43.3	11.6	345.7	11.3%
2017	183.8	22.0	7.5	4.3	24.2	241.8	0.4	23.3	46.3	25.0	11.5	348.3	11.4%
2018	169.8	22.0	8.7	2.5	9.9	212.9	0.4	25.5	42.3	19.1	13.7	313.9	10.3%
2019	175.2	22.0	10.8	2.5	5.9	216.5	0.4	23.8	44.3	23.1	13.8	321.9	10.6%
2020	179.3	22.0	13.5	2.5	1.1	218.5	0.4	23.3	0.0	34.8	12.0	289.0	9.5%
2021	177.4	22.0	8.4	2.5	0.0	210.5	0.4	23.7	0.0	25.9	12.0	272.5	8.9%
2022	179.6	22.0	13.1	2.5	9.0	226.2	0.4	24.1	0.0	29.9	12.0	292.6	9.6%
2023	169.0	22.0	8.2	2.5	0.0	201.8	0.4	22.6	0.0	24.0	12.0	260.8	8.6%
2024	167.5	22.0	9.6	2.5	0.0	201.8	0.4	23.9	0.0	21.0	12.0	259.1	8.5%
Program Total	1,749.1	220.0	90.9	28.4	106.2	2,194.6	4.4	238.6	194.6	297.4	118.2	3,047.9	100.0%
% of Total Program	57.4%	7.2%	3.0%	0.9%	3.5%		0.1%	7.8%	6.4%	9.8%	3.9%	100.0%	

	1,539.6	220.0	110.0	106.2								
Revenue ^{7, 9}	1,975.8					4.4	238.6	200.0	297.4	118.2	2,834.5	
	(209.5)	0.0	(9.3)	0.0								
Surplus/Deficit	(218.8)					0.0	0.0	5.4	0.0	0.0	(213.4)	

**figures are in Millions of dollars*

1 I-93 capacity improvements (widening north of Exit 3) are not included due to funding constraint

I-93 payments based on GARVEE Bonds and Debt Service are included

2 State funded programs maintained at current budget levels

3 Totals comprised from project matching costs Maine, Vermont and other sources

4 Figures include inflation

5 FHWA category includes approximately \$1.16 million annually to address railroad crossings

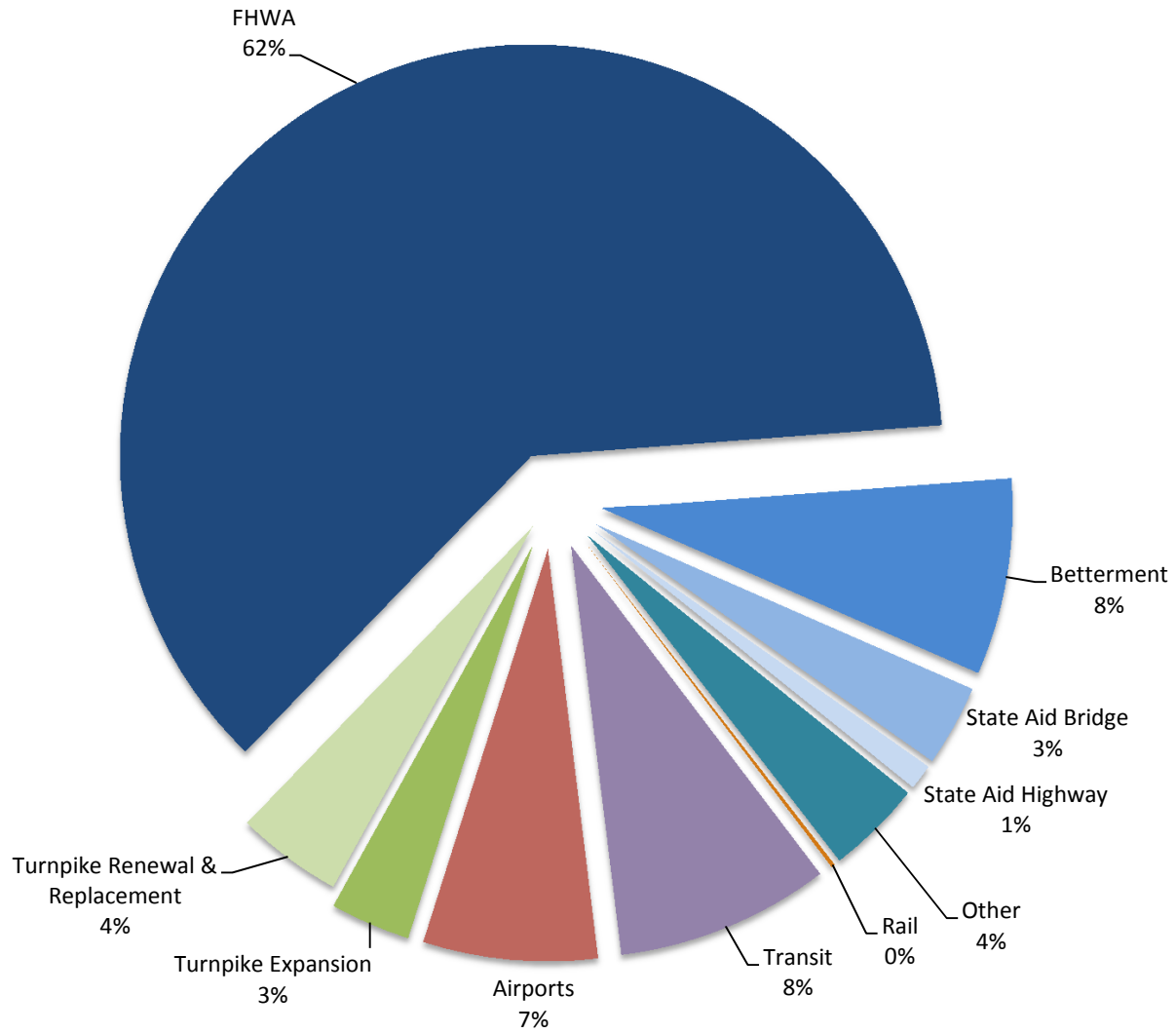
6 Self-funded FTA programs, projects limited to available funds

7 Airport Improvement Program (FAA funding) is a grant program based upon a local, regional and national priority system. FAA programs projects based on a 5 year program (CIP).
The CIP is represented in the 10 year plan, all other projects (years 6-10) are listed in the appendix of the document.

8 Proposed expanded Turnpike Capital program is included. Final design and Construction are contingent on authorization and future toll increase.

9 FHWA revenue includes the local matching funds.

Draft 2015-2024 Ten Year Plan Share of Total Dollars by Program



DRAFT 2015-2024

FUNDED PRIORITIES OF THE

TEN YEAR TRANSPORTATION IMPROVEMENT PLAN

Alpha Sort

{Inflation Included}

TEN YEAR TRANSPORTATION IMPROVEMENT PLAN 2015 - 2024

*** Draft ***

Alpha Sort
{Inflation Included}

1/15/2014 11:41:52 AM

Project Name/#/Id	Route/Road:	Location; Scope of Work	I\$(M)	Previous Prog. Yr	Previous Total\$	Comments:
ACWORTH 16301 [6641] <u>Red List Bridges</u>	NH 123A	REPLACE BRIDGE OVER BOWERS BROOK - 113/064 {Red List} [Oct 2005 Flood] (Bridge Rehab = 14540T, FY 2007)				2013 Bridge Priority #13.
		C 2017 L110 - BRIDGE PROGRAM - OFF SYSTEM	1.209	2020		
		C 2018 L110 - BRIDGE PROGRAM - OFF SYSTEM	.075			
		P 2015 L110 - BRIDGE PROGRAM - OFF SYSTEM	.057			
		P 2016 L110 - BRIDGE PROGRAM - OFF SYSTEM	.176			
		R 2015 L110 - BRIDGE PROGRAM - OFF SYSTEM	.237			
Highway and Bridge		I-Total:	1.754		1.500	
ALBANY NCC5 [9004] <u>Individual Projects</u>	NH 16	Widening of shoulders, overlay of pavement to support rumble strips though the center line the entire length of the corridor.				
		C 2023 M240 - STP - Flexible	5.311	New Project		
		C 2024 M240 - STP - Flexible	2.398	New Project		
		P 2020 M240 - STP - Flexible	1.208			
		R 2020 M240 - STP - Flexible	.544			
		R 2021 M240 - STP - Flexible	.062			
Highway and Bridge		I-Total:	9.523			
ALSTEAD 20817 [7992] <u>Red List Bridges</u>	NH 123A	REPLACE SINGLE SPAN BRIDGE OVER WARREN BROOK - 073/163 {Red List}				2013 Bridge Priority #81
		C 2020 M240 - STP - Flexible	2.295	2022		
		C 2021 M240 - STP - Flexible	.125	2022		
		P 2015 M240 - STP - Flexible	.046			
		P 2016 M240 - STP - Flexible	.048			
		P 2017 M240 - STP - Flexible	.011			
		R 2015 M240 - STP - Flexible	.010			
		R 2016 M240 - STP - Flexible	.011			
Highway and Bridge		I-Total:	2.546		2.085	
AMHERST 10136 C [8000] <u>Individual Projects</u>	NH 101A & NH 101	RECONSTRUCT INTERSECTION OF NH 101A AND NH 101 EB RAMPS TO PROVIDE ADDITIONAL EXITING RIGHT TURN LANE AND INSTALL SIGNALS (ITEM #20) (PE & ROW IN PARENT MILFORD TO NASHUA 10136)				
		C 2018 L050 - NATIONAL HIGHWAY SYSTEM	2.495	2018		
Highway and Bridge		I-Total:	2.495		2.000	

Project Name/#/Id	Route/Road:	Location; Scope of Work		I\$(M)	Previous Prog. Yr	Previous Total\$	Comments:
AMHERST 20231 [7909] <u>Bridges</u>	HORACE GREELEY ROAD	BRIDGE REPLACEMENT OVER PULPIT BROOK - 060/158 {Red List} [SAB*4216] {State Aid Bridge Program}					Specific project from Statewide program, Local Administration.
		C 2020 SAB - STATE AID BRIDGE (State FY), 20% = Town		.550	2020		
		P 2020 SAB - STATE AID BRIDGE (State FY), 20% = Town		.121			
		P 2020 SAB - STATE AID BRIDGE (State FY), 20% = Town		.070			
		R 2020 SAB - STATE AID BRIDGE (State FY), 20% = Town		.006			
Highway and Bridge				I-Total:	.747		0.560
AMHERST 20242 [7910] <u>Bridges</u>	MANCHESTER ROAD	BRIDGE REPLACEMENT OVER BEAVER BROOK - 134/100 {Red List} [SAB*4216] {State Aid Bridge Program}					Specific project from Statewide program, Local Administration.
		C 2018 SAB - STATE AID BRIDGE (State FY), 20% = Town		.675	2018		
		P 2018 SAB - STATE AID BRIDGE (State FY), 20% = Town		.130			
		R 2018 SAB - STATE AID BRIDGE (State FY), 20% = Town		.006			
Highway and Bridge				I-Total:	.811		0.715
AMHERST 20243 [7907] <u>Bridges</u>	NEW BOSTON ROAD	BRIDGE REPLACEMENT OVER BEAVER BROOK - 109/090 {Red List} [SAB*4216] {State Aid Bridge Program}					Specific project from Statewide program, Local Administration.
		C 2019 SAB - STATE AID BRIDGE (State FY), 20% = Town		.597	2019		
		P 2019 SAB - STATE AID BRIDGE (State FY), 20% = Town		.135			
		R 2019 SAB - STATE AID BRIDGE (State FY), 20% = Town		.006			
Highway and Bridge				I-Total:	.737		0.630
ANDOVER 20650 [7991] <u>Bridges</u>	NH 11	REPLACE 5-SPAN BRIDGE OVER NHRR(ABD) - 206/137					2013 Bridge Priority #69
		C 2019 L1C0 - BRIDGE PROGRAM - ON/OFF SYSTEM		3.615	2020		
		P 2015 L1C0 - BRIDGE PROGRAM - ON/OFF SYSTEM		.045			
		P 2016 L1C0 - BRIDGE PROGRAM - ON/OFF SYSTEM		.048			
		P 2017 L1C0 - BRIDGE PROGRAM - ON/OFF SYSTEM		.003			
		R 2015 L1C0 - BRIDGE PROGRAM - ON/OFF SYSTEM		.023			
		R 2016 L1C0 - BRIDGE PROGRAM - ON/OFF SYSTEM		.012			
Highway and Bridge				I-Total:	3.746		2.643
ASHLAND 16237 [7814] <u>Red List Bridges</u>	US 3 & NH 25	BRIDGE REHABILITATION OVER OWL BROOK - 107/094 {Red List}					2013 Bridge Priority #78
		C 2021 M240 - STP - Flexible		3.840	2021		
Highway and Bridge				I-Total:	3.840		2.900

Project Name/#/Id	Route/Road:	Location; Scope of Work		I\$(M)	Previous Prog. Yr	Previous Total\$	Comments:
BARNSTEAD 16020 [7621] <u>Bridges</u>	HANNAH NUTTER ROAD	BRIDGE REPLACEMENT OVER BIG RIVER - 149/073 [SAB*4216] {State Aid Bridge Program}					Specific project from Statewide program, Local Administration.
		C 2020 SAB - STATE AID BRIDGE (State FY), 20% = Town		.797	2020		
		P 2020 SAB - STATE AID BRIDGE (State FY), 20% = Town		.145			
		R 2020 SAB - STATE AID BRIDGE (State FY), 20% = Town		.006			
Highway and Bridge				I-Total:	.948		0.725
BARNSTEAD - ALTON 14121 [2738] <u>Individual Projects</u>	NH 28	RECONSTRUCTION FROM THE ALTON CIRCLE SOUTH APPROXIMATELY 7.0 MILES TO THE IMPROVED SECTION IN BARNSTEAD					Parent corridor project. Specific intersection priorities programmed as separate construction project. Remaining priorities to be identified.
		C 2018 M240 - STP - Flexible		1.560	2018		
		P 2015 M240 - STP - Flexible		.170			
		P 2016 M240 - STP - Flexible		.176			
		P 2017 M240 - STP - Flexible		.181			
		P 2018 M240 - STP - Flexible		.187			
		R 2015 M240 - STP - Flexible		.114			
		R 2016 M240 - STP - Flexible		.059			
		R 2017 M240 - STP - Flexible		.242			
		R 2018 M240 - STP - Flexible		.062			
Highway and Bridge				I-Total:	2.750		1.640
BARRINGTON 26722 [8779] <u>Bridges</u>	GREEN HILL ROAD	BRIDGE REHABILITATION OVER ISINGLASS RIVER - 109/162					Specific project from Statewide program, Local Administration.
		C 2022 SAB - STATE AID BRIDGE (State FY), 20% = Town		.293	New Project		
		P 2022 SAB - STATE AID BRIDGE (State FY), 20% = Town		.058			
		R 2022 SAB - STATE AID BRIDGE (State FY), 20% = Town		.003			
Highway and Bridge				I-Total:	.354		
BEDFORD 13692 C [77999] <u>Red List Bridges</u>	NH 101	REPLACE BRIDGE/CULVERT OVER PULPIT BROOK BR# 090/065, TWIN BROOK LANE SAFETY IMPROVEMENT. RED LIST BRIDGE.					2013 Bridge Priority List #44. Coordinate with 13692 - corridor safety improvements.
		C 2019 L1C0 - BRIDGE PROGRAM - ON/OFF SYSTEM		2.341	New Project		
Highway and Bridge				I-Total:	2.341		

Project Name/#/Id	Route/Road:	Location; Scope of Work		I\$(M)	Previous Prog. Yr	Previous Total\$	Comments:
BEDFORD 13953 [1818] <u>Individual Projects</u>	NH 101	WIDEN TO 5 LANES FOR APPROXIMATELY 2 MILES, FROM NH 114 TO WALLACE ROAD					
		C 2016 L050 - NATIONAL HIGHWAY SYSTEM		1.598	2015		
		C 2017 L050 - NATIONAL HIGHWAY SYSTEM		2.198	2017		
		C 2017 L050 - NATIONAL HIGHWAY SYSTEM		3.297	2016		
		P 2015 L050 - NATIONAL HIGHWAY SYSTEM		.310			
		P 2016 L050 - NATIONAL HIGHWAY SYSTEM		.288			
		R 2016 L050 - NATIONAL HIGHWAY SYSTEM		.399			
Highway and Bridge				I-Total:	8.090		7.875
BEDFORD 16156 [7730] <u>Red List Bridges</u>	NH 114	BRIDGE/CULVERT REPLACEMENT - 151/151 {Red List}					2013 Bridge Priority # 43
		C 2018 M240 - STP - Flexible		1.872	2021		
Highway and Bridge				I-Total:	1.872		1.500
BEDFORD 20000 [7844] <u>Bridges</u>	WALLACE ROAD	BRIDGE REHABILITATION OVER RIDDLE BROOK - 130/117 {Red List} [SAB*4216] {State Aid Bridge Program}					Specific project from Statewide program, Local Administration.
		C 2017 SAB - STATE AID BRIDGE (State FY), 20% = Town		.297	2017		
Highway and Bridge				I-Total:	.297		0.270
BEDFORD 21193 [8195] <u>Bridges</u>	CIDER MILL ROAD	BRIDGE REPLACEMENT OVER MCQUADE BROOK - 079/128 [SAB*4216] {State Aid Bridge Program}					Specific project from Statewide program, Local Administration.
		C 2018 SAB - STATE AID BRIDGE (State FY), 20% = Town		.369	New Project		
		P 2018 SAB - STATE AID BRIDGE (State FY), 20% = Town		.108			
		R 2018 SAB - STATE AID BRIDGE (State FY), 20% = Town		.006			
Highway and Bridge				I-Total:	.482		
BEDFORD 21684 [8263] <u>Bridges</u>	CATESBY LANE	BRIDGE REPLACEMENT OVER MCQUADE BROOK - 102/098 [SAB*4216] {State Aid Bridge Program}					Specific project from Statewide program, Local Administration.
		C 2020 SAB - STATE AID BRIDGE (State FY), 20% = Town		.610	New Project		
		P 2020 SAB - STATE AID BRIDGE (State FY), 20% = Town		.109			
		R 2020 SAB - STATE AID BRIDGE (State FY), 20% = Town		.006			
Highway and Bridge				I-Total:	.725		

Project Name/#/Id	Route/Road:	Location; Scope of Work		I\$(M)	Previous Prog. Yr	Previous Total\$	Comments:
BEDFORD 24217 [8580] <u>Bridges</u>	BEALS ROAD	BRIDGE REPLACEMENT OVER BABOOSIC BROOK - 105/055 [SAB*4216] {State Aid Bridge Program}					Specific project from Statewide program, Local Administration.
		C 2022 SAB - STATE AID BRIDGE (State FY), 20% = Town		.881		New Project	
		P 2022 SAB - STATE AID BRIDGE (State FY), 20% = Town		.142			
		R 2022 SAB - STATE AID BRIDGE (State FY), 20% = Town		.006			
Highway and Bridge				I-Total:		1.029	
BEDFORD - MERRIMACK 16100 [7394] <u>Individual Projects</u>	F.E. EVERETT TPK	IMPROVEMENT TO BEDFORD MAINLINE TOLL PLAZA TO INSTITUTE OPEN ROAD TOLLING {Turnpike}					Authorized under HB 391. Proposed Expanded Turnpike Capital Program. Existing toll revenue.
		C 2016 TPK - TURNPIKE EXPANSION (State FY)		3.800			
		C 2017 TPK - TURNPIKE EXPANSION (State FY)		9.100			
		C 2018 TPK - TURNPIKE EXPANSION (State FY)		5.300			
		P 2015 TPK - TURNPIKE EXPANSION (State FY)		.300			
Highway and Bridge				I-Total:	18.500	20.000	
BELMONT 14285 [5727] <u>Red List Bridges</u>	SHAKER ROAD	BRIDGE REHABILITATION OVER PUMPING STATION BROOK - 098/062 {Red List}					Specific project from Statewide program, Local Administration.
		C 2016 SAB - STATE AID BRIDGE (State FY), 20% = Town		.059		New Project	
Highway and Bridge				I-Total:	.059		
BELMONT 22872 [8403] <u>Bridges</u>	CHURCH STREET	BRIDGE REHABILITATION CHURCH STREET OVER TIOGA RIVER - 103/072 [SAB*4216] {State Aid Bridge Program}					Specific project from Statewide program, Local Administration.
		C 2020 SAB - STATE AID BRIDGE (State FY), 20% = Town		.115		New Project	
		P 2020 SAB - STATE AID BRIDGE (State FY), 20% = Town		.030			
		R 2020 SAB - STATE AID BRIDGE (State FY), 20% = Town		.002			
Highway and Bridge				I-Total:	.147		
BERLIN 12958 H [8713] <u>Individual Projects</u>	NH 110	CONSTRUCTION OF SCENIC VISTAS INTERPRETIVE PANELS AND OTHER APPROVED MITIGATION MEASURES					From NH 110 Corridor project.
		C 2016 M240 - STP - Flexible		.234		New Project	
Highway and Bridge				I-Total:	.234		

Project Name/#/Id	Route/Road:	Location; Scope of Work		I\$(M)	Previous Prog. Yr	Previous Total\$	Comments:
BERLIN 15792 [7338] <u>Bridges</u>	HILLSIDE AVENUE	BRIDGE REPLACEMENT OVER DEAD RIVER - 232/066 [SAB*4216] {State Aid Bridge Program}					Specific project from Statewide program, Local Administration.
		C 2017 NON - OTHER NON PARTICIPATING		.006	2017		
		C 2017 SAB - STATE AID BRIDGE (State FY), 20% = Town		.642	2017		
		P 2017 SAB - STATE AID BRIDGE (State FY), 20% = Town		.071			
		R 2017 SAB - STATE AID BRIDGE (State FY), 20% = Town		.005			
Highway and Bridge				I-Total:	.725		0.734
BERLIN 15793 [7339] <u>Bridges</u>	12th STREET	BRIDGE REHABILITATION OVER ANDROSCOGGIN RIVER - 256/087 [SAB*4216] {State Aid Bridge Program}					Specific project from Statewide program, Local Administration.
		C 2016 SAB - STATE AID BRIDGE (State FY), 20% = Town		.686	2016		
Highway and Bridge				I-Total:	.686		0.644
BERLIN - MILAN [8120] <u>Aeronautics</u>	BERLIN REGIONAL AIRPORT	Expansion - apron, taxiway, and hangar improvements.					
		2018 AIP - AIRPORT IMPROVEMENT PROGRAM		.038			
		2019 AIP - AIRPORT IMPROVEMENT PROGRAM		1.431			
Aeronautics				I-Total:	1.469		
BERLIN - MILAN [8122] <u>Aeronautics</u>	BERLIN REGIONAL AIRPORT	Preservation - master plan and wildlife hazard assesment. SRE, fuel farm, and hazard beacon improvements.					
		2015 AIP - AIRPORT IMPROVEMENT PROGRAM		.511			
		2017 AIP - AIRPORT IMPROVEMENT PROGRAM		.085			
Aeronautics				I-Total:	.596		
Boston Express - FEE 68060 [8674] <u>Transit</u>	TRANSIT	Commuter bus preventative maintenance					
		2015 FT12 - FTA SECTION 5307 URBAN TRANSIT CAPITAL & PLAN.		.144			
		2016 FT12 - FTA SECTION 5307 URBAN TRANSIT CAPITAL & PLAN.		.149			
		2017 FT12 - FTA SECTION 5307 URBAN TRANSIT CAPITAL & PLAN.		.154			
		2018 FT12 - FTA SECTION 5307 URBAN TRANSIT CAPITAL & PLAN.		.159			
		2019 FT12 - FTA SECTION 5307 URBAN TRANSIT CAPITAL & PLAN.		.047			
Transit				I-Total:	.653		

Project Name/#/Id	Route/Road:	Location; Scope of Work		I\$(M)	Previous Prog. Yr	Previous Total\$	Comments:
Boston Express - I-93 [2903] <u>Transit</u>	Transit	Commuter bus capital					Boston Urbanized Area Funding
			2015	FT12 - FTA SECTION 5307 URBAN TRANSIT CAPITAL & PLAN.		.645	
			2016	FT12 - FTA SECTION 5307 URBAN TRANSIT CAPITAL & PLAN.		.666	
			2017	FT12 - FTA SECTION 5307 URBAN TRANSIT CAPITAL & PLAN.		.165	
			2018	FT12 - FTA SECTION 5307 URBAN TRANSIT CAPITAL & PLAN.		.170	
			2019	FT12 - FTA SECTION 5307 URBAN TRANSIT CAPITAL & PLAN.		.176	
Transit				I-Total:		1.821	
Boston Express - I-93 10418 L [5613] <u>Transit</u>	TRANSIT	Implement and provide operational support for expanded commuter bus service					
			C 2015	FT12 - FTA SECTION 5307 URBAN TRANSIT CAPITAL & PLAN.		.600	
			C 2016	FT12 - FTA SECTION 5307 URBAN TRANSIT CAPITAL & PLAN.		.600	
			C 2017	FT12 - FTA SECTION 5307 URBAN TRANSIT CAPITAL & PLAN.		.600	
			C 2018	FT12 - FTA SECTION 5307 URBAN TRANSIT CAPITAL & PLAN.		.600	
			C 2019	FT12 - FTA SECTION 5307 URBAN TRANSIT CAPITAL & PLAN.		.600	
Transit				I-Total:		3.000	
BOW 20965 [8014] <u>Individual Projects</u>	KNOX ROAD / WHITE ROCK HILL	INTERSECTION RECONSTRUCTION [SAH*4217] {State Aid Highway Program}					Specific project from Statewide program, Local Administration.
			C 2016	SAH - STATE AID HIGHWAY (State FY), 33.3% = Town		.383	New Project
			P 2016	SAH - STATE AID HIGHWAY (State FY), 33.3% = Town		.085	
			R 2016	SAH - STATE AID HIGHWAY (State FY), 33.3% = Town		.011	
Highway and Bridge				I-Total:		.479	
BOW 20966 [8016] <u>Individual Projects</u>	DUNKLEE ROAD	RECONSTRUCT INTERSECTION @ NH 3A [SAH*4217] {State Aid Highway Program}					Specific project from Statewide program, Local Administration.
			C 2017	SAH - STATE AID HIGHWAY (State FY), 33.3% = Town		1.099	New Project
			P 2015	SAH - STATE AID HIGHWAY (State FY), 33.3% = Town		.062	
			R 2015	SAH - STATE AID HIGHWAY (State FY), 33.3% = Town		.007	
Highway and Bridge				I-Total:		1.168	

Project Name/#/Id	Route/Road:	Location; Scope of Work	I\$(M)	Previous Prog. Yr	Previous Total\$	Comments:
BOW 24223 [8584] <u>Bridges</u>	PAGE RD	BRIDGE REPLACEMENT OVER BELA BROOK - 065/140 [SAB*4216] {State Aid Bridge Program}				Specific project from Statewide program, Local Administration.
		C 2024 SAB - STATE AID BRIDGE (State FY), 20% = Town	.802		New Project	
		P 2024 SAB - STATE AID BRIDGE (State FY), 20% = Town	.151			
		R 2024 SAB - STATE AID BRIDGE (State FY), 20% = Town	.007			
Highway and Bridge			I-Total:		.959	
BOW CNH2 [9000] <u>Individual Projects</u>	NH 3A	Corridor Safety Improvements				Specific locations from corridor study to be prioritized.
		C 2022 M231 - STP - Areas with Population Over 5K to 200K	3.860		New Project	
Highway and Bridge			I-Total:		3.860	
BOW - CONCORD 13742 [2075] <u>Individual Projects</u>	I-93	WIDEN FROM I-89 TO BETWEEN EXITS 15 AND 16. BRIDGE #S: 203/090, 139/116, 163/106, 184/103, 201/096, 201/097 AND 203/089. (3 RED LIST BRIDGES #152/108, 150/107 AND 142/116)				2013 Bridge Priority #16, #35, & #58. Proposed Expanded Turnpike Capital Program. Final Design and Construction, contingent on authorization and Future Toll increase or other resources.
		P 2015 TPK - TURNPIKE EXPANSION (State FY)	1.000			
		P 2016 TPK - TURNPIKE EXPANSION (State FY)	1.000			
Highway and Bridge			I-Total:		2.000	
BRADFORD 15857 [7449] <u>Bridges</u>	BREEZY HILL ROAD	BRIDGE REPLACEMENT OVER WARNER RIVER - 161/145 {Red List} [SAB*4216] {State Aid Bridge Program}				Specific project from Statewide program, Local Administration.
		C 2018 SAB - STATE AID BRIDGE (State FY), 20% = Town	.981	2018		
		P 2018 SAB - STATE AID BRIDGE (State FY), 20% = Town	.159			
		R 2018 SAB - STATE AID BRIDGE (State FY), 20% = Town	.017			
Highway and Bridge			I-Total:		1.157	1.020
BRADFORD 16106 [7697] <u>Bridges</u>	BREEZY HILL ROAD	BRIDGE REPLACEMENT OVER MASSASECUM RIVER - 170/129 {Red List} [SAB*4216] {State Aid Bridge Program}				Specific project from Statewide program, Local Administration.
		C 2018 SAB - STATE AID BRIDGE (State FY), 20% = Town	.794	2018		
		P 2018 SAB - STATE AID BRIDGE (State FY), 20% = Town	.142			
		R 2018 SAB - STATE AID BRIDGE (State FY), 20% = Town	.028			
Highway and Bridge			I-Total:		.964	0.850

Project Name/#/Id	Route/Road:	Location; Scope of Work	I\$(M)	Previous Prog. Yr	Previous Total\$	Comments:
CANAAN 26664 [8770] <u>Bridges</u>	LARY POND RD	BRIDGE REPLACEMENT OVER LARY POND BROOK - 156/155 [SAB]				Specific project from Statewide program, Local Administration.
		C 2020 SAB - STATE AID BRIDGE (State FY), 20% = Town	.365			New Project
		P 2020 SAB - STATE AID BRIDGE (State FY), 20% = Town	.054			
		R 2020 SAB - STATE AID BRIDGE (State FY), 20% = Town	.002			
Highway and Bridge			I-Total:		.422	
CANAAN 26702 [11716] <u>Bridges</u>	NORTH LARY ROAD	BRIDGE REPLACEMENT OVER LARY POND BROOK - 165/146				Specific project from Statewide program, Local Administration.
		C 2021 SAB - STATE AID BRIDGE (State FY), 20% = Town	.579			New Project
		P 2021 SAB - STATE AID BRIDGE (State FY), 20% = Town	.075			
		R 2021 SAB - STATE AID BRIDGE (State FY), 20% = Town	.006			
Highway and Bridge			I-Total:		.660	
CANAAN 26703 [11720] <u>Bridges</u>	LASHUA ROAD	BRIDGE REPLACEMENT OVER MACOMA RIVER - 122/136, STATE AID BRIDGE (SAB)				Specific project from Statewide program, Local Administration.
		C 2022 SAB - STATE AID BRIDGE (State FY), 20% = Town	.575			New Project
		P 2022 SAB - STATE AID BRIDGE (State FY), 20% = Town	.077			
		R 2022 SAB - STATE AID BRIDGE (State FY), 20% = Town	.006			
Highway and Bridge			I-Total:		.659	
CANAAN 26704 [8771] <u>Bridges</u>	CLARK POND RD	BRIDGE REPLACEMENT OVER CLARK POND BROOK - 101/152				Specific project from Statewide program, Local Administration.
		C 2022 SAB - STATE AID BRIDGE (State FY), 20% = Town	.399			New Project
		P 2022 SAB - STATE AID BRIDGE (State FY), 20% = Town	.058			
		R 2022 SAB - STATE AID BRIDGE (State FY), 20% = Town	.003			
Highway and Bridge			I-Total:		.459	

Project Name/#/Id	Route/Road:	Location; Scope of Work	I\$(M)	Previous Prog. Yr	Previous Total\$	Comments:
CART [7239] <u>Transit</u>	TRANSIT	OPERATING ASSISTANCE				Assumes a 50% match to the federal funds.
		2015 FT12 - FTA SECTION 5307 URBAN TRANSIT CAPITAL & PLAN.	.712			
		2016 FT12 - FTA SECTION 5307 URBAN TRANSIT CAPITAL & PLAN.	.735			
		2017 FT12 - FTA SECTION 5307 URBAN TRANSIT CAPITAL & PLAN.	.758			
		2018 FT12 - FTA SECTION 5307 URBAN TRANSIT CAPITAL & PLAN.	.783			
		2019 FT12 - FTA SECTION 5307 URBAN TRANSIT CAPITAL & PLAN.	.808			
		2020 FT12 - FTA SECTION 5307 URBAN TRANSIT CAPITAL & PLAN.	.834			
		2021 FT12 - FTA SECTION 5307 URBAN TRANSIT CAPITAL & PLAN.	.860			
		2022 FT12 - FTA SECTION 5307 URBAN TRANSIT CAPITAL & PLAN.	.888			
		2023 FT12 - FTA SECTION 5307 URBAN TRANSIT CAPITAL & PLAN.	.916			
Transit			I-Total:	7.294		
CART [2985] <u>Transit</u>	TRANSIT	PREVENTATIVE MAINTENANCE				Assumes a 50% match to the federal funds.
		2015 FT12 - FTA SECTION 5307 URBAN TRANSIT CAPITAL & PLAN.	.088			
		2016 FT12 - FTA SECTION 5307 URBAN TRANSIT CAPITAL & PLAN.	.091			
		2017 FT12 - FTA SECTION 5307 URBAN TRANSIT CAPITAL & PLAN.	.093			
		2018 FT12 - FTA SECTION 5307 URBAN TRANSIT CAPITAL & PLAN.	.096			
		2019 FT12 - FTA SECTION 5307 URBAN TRANSIT CAPITAL & PLAN.	.100			
		2020 FT12 - FTA SECTION 5307 URBAN TRANSIT CAPITAL & PLAN.	.103			
		2021 FT12 - FTA SECTION 5307 URBAN TRANSIT CAPITAL & PLAN.	.106			
		2022 FT12 - FTA SECTION 5307 URBAN TRANSIT CAPITAL & PLAN.	.109			
		2023 FT12 - FTA SECTION 5307 URBAN TRANSIT CAPITAL & PLAN.	.113			
		2024 FT12 - FTA SECTION 5307 URBAN TRANSIT CAPITAL & PLAN.	.116			
Transit			I-Total:	1.015		
CENTER HARBOR 24579 [8605] <u>Red List Bridges</u>	WAUKEWAN ROAD	BRIDGE REPLACEMENT OVER LAKE WAUKEWAN OUTLET - 080/040 {Redlist Bridge}				2013 Bridge Priority #80
		C 2024 M240 - STP - Flexible	1.507			New Project
		P 2015 M240 - STP - Flexible	.057			
Highway and Bridge			I-Total:	1.564		

Project Name/#/Id	Route/Road:	Location; Scope of Work	I\$(M)	Previous Prog. Yr	Previous Total\$	Comments:
CLAREMONT [8029] <u>Aeronautics</u>	Claremont Municipal Airport	Preservation - runway, apron, and hangar rehabilitation, master planning, obstruction removal, and other activities				
		2015 AIP - AIRPORT IMPROVEMENT PROGRAM	.172			
		2017 AIP - AIRPORT IMPROVEMENT PROGRAM	.397			
		2018 AIP - AIRPORT IMPROVEMENT PROGRAM	2.269			
		2019 AIP - AIRPORT IMPROVEMENT PROGRAM	.737			
Aeronautics			I-Total:			3.575
CLAREMONT 13248 [739] <u>Individual Projects</u>	NH 12	NORTH STREET INTERSECTION RELOCATION [Section 1702 - Designated Project; Demo Id NH039 & NH059]				
		C 2015 HY20 - HIGH PRIORITY PROJ SEC 1702	.671	2013		
		C 2015 LY10 - HIGH PRIORITY PROJ SEC 1702	.371	2013		
		C 2015 LY20 - HIGH PRIORITY PROJ SEC 1702	2.688	2013		
Highway and Bridge			I-Total:			2.200
Claremont 27691 [12299] <u>Red List Bridges</u>	NH 12A	Bridge rehabilitation, over Sugar River Br #072/172 (RED LIST)				Bridge Priority List #72.
		C 2022 M240 - STP - Flexible	5.790			New Project
Highway and Bridge			I-Total:			5.790
COAST [3070] <u>Transit</u>	COAST	ADA OPERATIONS				Annual Program Funding. Assumes a 20% match to the federal funds.
		2015 FT12 - FTA SECTION 5307 URBAN TRANSIT CAPITAL & PLAN.	.104			
		2016 FT12 - FTA SECTION 5307 URBAN TRANSIT CAPITAL & PLAN.	.104			
		2017 FT12 - FTA SECTION 5307 URBAN TRANSIT CAPITAL & PLAN.	.104			
		2018 FT12 - FTA SECTION 5307 URBAN TRANSIT CAPITAL & PLAN.	.104			
		2019 FT12 - FTA SECTION 5307 URBAN TRANSIT CAPITAL & PLAN.	.104			
		2020 FT12 - FTA SECTION 5307 URBAN TRANSIT CAPITAL & PLAN.	.104			
		2021 FT12 - FTA SECTION 5307 URBAN TRANSIT CAPITAL & PLAN.	.104			
		2022 FT12 - FTA SECTION 5307 URBAN TRANSIT CAPITAL & PLAN.	.104			
		2023 FT12 - FTA SECTION 5307 URBAN TRANSIT CAPITAL & PLAN.	.104			
		2024 FT12 - FTA SECTION 5307 URBAN TRANSIT CAPITAL & PLAN.	.104			
Transit			I-Total:			1.040

Project Name/#/Id	Route/Road:	Location; Scope of Work	I\$(M)	Previous Prog. Yr	Previous Total\$	Comments:
COAST [3503]	COAST	CAPITAL PROGRAM				Annual Program Funding. Assumes a 20% match to the federal funds.
<u>Transit</u>						
		2015 FT12 - FTA SECTION 5307 URBAN TRANSIT CAPITAL & PLAN.	.157			
		2016 FT12 - FTA SECTION 5307 URBAN TRANSIT CAPITAL & PLAN.	.157			
		2017 FT12 - FTA SECTION 5307 URBAN TRANSIT CAPITAL & PLAN.	.157			
		2018 FT12 - FTA SECTION 5307 URBAN TRANSIT CAPITAL & PLAN.	.157			
		2019 FT12 - FTA SECTION 5307 URBAN TRANSIT CAPITAL & PLAN.	.157			
		2020 FT12 - FTA SECTION 5307 URBAN TRANSIT CAPITAL & PLAN.	.157			
		2021 FT12 - FTA SECTION 5307 URBAN TRANSIT CAPITAL & PLAN.	.157			
		2022 FT12 - FTA SECTION 5307 URBAN TRANSIT CAPITAL & PLAN.	.157			
		2023 FT12 - FTA SECTION 5307 URBAN TRANSIT CAPITAL & PLAN.	.157			
		2024 FT12 - FTA SECTION 5307 URBAN TRANSIT CAPITAL & PLAN.	.157			
Transit			I-Total:		1.573	
COAST [3069]	COAST	GENERAL & COMPREHENSIVE PLANNING				Annual Program Funding. Assumes a 20% match to the federal funds.
<u>Transit</u>						
		2015 FT12 - FTA SECTION 5307 URBAN TRANSIT CAPITAL & PLAN.	.054			
		2016 FT12 - FTA SECTION 5307 URBAN TRANSIT CAPITAL & PLAN.	.054			
		2017 FT12 - FTA SECTION 5307 URBAN TRANSIT CAPITAL & PLAN.	.054			
		2018 FT12 - FTA SECTION 5307 URBAN TRANSIT CAPITAL & PLAN.	.054			
		2019 FT12 - FTA SECTION 5307 URBAN TRANSIT CAPITAL & PLAN.	.054			
		2020 FT12 - FTA SECTION 5307 URBAN TRANSIT CAPITAL & PLAN.	.054			
		2021 FT12 - FTA SECTION 5307 URBAN TRANSIT CAPITAL & PLAN.	.054			
		2022 FT12 - FTA SECTION 5307 URBAN TRANSIT CAPITAL & PLAN.	.054			
		2023 FT12 - FTA SECTION 5307 URBAN TRANSIT CAPITAL & PLAN.	.054			
		2024 FT12 - FTA SECTION 5307 URBAN TRANSIT CAPITAL & PLAN.	.054			
Transit			I-Total:		.540	

Project Name/#/Id	Route/Road:	Location; Scope of Work	I\$(M)	Previous Prog. Yr	Previous Total\$	Comments:
COAST [3067]	COAST	MISC. SUPPORT EQUIPMENT				Annual Program Funding. Assumes a 20% match to the federal funds.
<u>Transit</u>						
		2015 FT12 - FTA SECTION 5307 URBAN TRANSIT CAPITAL & PLAN.	.034			
		2016 FT12 - FTA SECTION 5307 URBAN TRANSIT CAPITAL & PLAN.	.034			
		2017 FT12 - FTA SECTION 5307 URBAN TRANSIT CAPITAL & PLAN.	.034			
		2018 FT12 - FTA SECTION 5307 URBAN TRANSIT CAPITAL & PLAN.	.034			
		2019 FT12 - FTA SECTION 5307 URBAN TRANSIT CAPITAL & PLAN.	.034			
		2020 FT12 - FTA SECTION 5307 URBAN TRANSIT CAPITAL & PLAN.	.034			
		2021 FT12 - FTA SECTION 5307 URBAN TRANSIT CAPITAL & PLAN.	.034			
		2022 FT12 - FTA SECTION 5307 URBAN TRANSIT CAPITAL & PLAN.	.034			
		2023 FT12 - FTA SECTION 5307 URBAN TRANSIT CAPITAL & PLAN.	.034			
		2024 FT12 - FTA SECTION 5307 URBAN TRANSIT CAPITAL & PLAN.	.034			
Transit			I-Total:		.340	
COAST [3068]	COAST	MISC. BUS STATION EQUIPMENT				Annual Program Funding. Assumes a 20% match to the federal funds.
<u>Transit</u>						
		2015 FT12 - FTA SECTION 5307 URBAN TRANSIT CAPITAL & PLAN.	.067			
		2016 FT12 - FTA SECTION 5307 URBAN TRANSIT CAPITAL & PLAN.	.067			
		2017 FT12 - FTA SECTION 5307 URBAN TRANSIT CAPITAL & PLAN.	.067			
		2018 FT12 - FTA SECTION 5307 URBAN TRANSIT CAPITAL & PLAN.	.067			
		2019 FT12 - FTA SECTION 5307 URBAN TRANSIT CAPITAL & PLAN.	.067			
		2020 FT12 - FTA SECTION 5307 URBAN TRANSIT CAPITAL & PLAN.	.067			
		2021 FT12 - FTA SECTION 5307 URBAN TRANSIT CAPITAL & PLAN.	.067			
		2022 FT12 - FTA SECTION 5307 URBAN TRANSIT CAPITAL & PLAN.	.067			
		2023 FT12 - FTA SECTION 5307 URBAN TRANSIT CAPITAL & PLAN.	.067			
		2024 FT12 - FTA SECTION 5307 URBAN TRANSIT CAPITAL & PLAN.	.067			
Transit			I-Total:		.670	

Project Name/#/Id	Route/Road:	Location; Scope of Work	I\$(M)	Previous Prog. Yr	Previous Total\$	Comments:
COAST [567]	COAST	OPERATING ASSISTANCE				Annual Program Funding. Assumes a 50% match to the federal funds.
<u>Transit</u>						
		2015 FT12 - FTA SECTION 5307 URBAN TRANSIT CAPITAL & PLAN.	1.613			
		2016 FT12 - FTA SECTION 5307 URBAN TRANSIT CAPITAL & PLAN.	1.613			
		2017 FT12 - FTA SECTION 5307 URBAN TRANSIT CAPITAL & PLAN.	1.613			
		2018 FT12 - FTA SECTION 5307 URBAN TRANSIT CAPITAL & PLAN.	1.613			
		2019 FT12 - FTA SECTION 5307 URBAN TRANSIT CAPITAL & PLAN.	1.613			
		2020 FT12 - FTA SECTION 5307 URBAN TRANSIT CAPITAL & PLAN.	1.613			
		2021 FT12 - FTA SECTION 5307 URBAN TRANSIT CAPITAL & PLAN.	1.613			
		2022 FT12 - FTA SECTION 5307 URBAN TRANSIT CAPITAL & PLAN.	1.613			
		2023 FT12 - FTA SECTION 5307 URBAN TRANSIT CAPITAL & PLAN.	1.613			
		2024 FT12 - FTA SECTION 5307 URBAN TRANSIT CAPITAL & PLAN.	1.613			
Transit			I-Total:	16.130		
COAST [2691]	COAST	PREVENTIVE MAINTENANCE				Annual Program Funding. Assumes a 20% to the federal funds.
<u>Transit</u>						
		2015 FT12 - FTA SECTION 5307 URBAN TRANSIT CAPITAL & PLAN.	.391			
		2016 FT12 - FTA SECTION 5307 URBAN TRANSIT CAPITAL & PLAN.	.391			
		2017 FT12 - FTA SECTION 5307 URBAN TRANSIT CAPITAL & PLAN.	.391			
		2018 FT12 - FTA SECTION 5307 URBAN TRANSIT CAPITAL & PLAN.	.391			
		2019 FT12 - FTA SECTION 5307 URBAN TRANSIT CAPITAL & PLAN.	.391			
		2020 FT12 - FTA SECTION 5307 URBAN TRANSIT CAPITAL & PLAN.	.391			
		2021 FT12 - FTA SECTION 5307 URBAN TRANSIT CAPITAL & PLAN.	.391			
		2022 FT12 - FTA SECTION 5307 URBAN TRANSIT CAPITAL & PLAN.	.391			
		2023 FT12 - FTA SECTION 5307 URBAN TRANSIT CAPITAL & PLAN.	.391			
		2024 FT12 - FTA SECTION 5307 URBAN TRANSIT CAPITAL & PLAN.	.391			
Transit			I-Total:	3.910		
COAST 68069 [8572]	COAST	CAPITAL EQUIPMENT PURCHASES AND OPERATING SUPPORT FOR COAST BUS SERVICES {CMAQ}				Project Established 2013.
<u>Transit</u>						
		2015 M400 - CMAQ - Congestion Mitigation & Air Quality Improve	.735			New Project
		2015 TPK - TURNPIKE EXPANSION (State FY)	.178			New Project
		2016 TPK - TURNPIKE EXPANSION (State FY)	.895			New Project
		2017 TPK - TURNPIKE EXPANSION (State FY)	.895			
Highway and Bridge			I-Total:	2.703		

Project Name/#/Id	Route/Road:	Location; Scope of Work		I\$(M)	Previous Prog. Yr	Previous Total\$	Comments:
COLUMBIA 16302 [7360] <u>Bridges</u>	US 3	REHABILITATE / REPLACE BRIDGE OVER CONE BROOK - 059/089					Priority Corridor Weight Restricted Bridge (C1)
		C 2019 L1C0 - BRIDGE PROGRAM - ON/OFF SYSTEM		1.171	2019		
		P 2015 L1C0 - BRIDGE PROGRAM - ON/OFF SYSTEM		.103			
		R 2015 L1C0 - BRIDGE PROGRAM - ON/OFF SYSTEM		.052			
Highway and Bridge				I-Total: 1.325			1.150
CONCORD [8042] <u>Aeronautics</u>	CONCORD MUNICIPAL AIRPORT	Modernization - apron and runway improvements					
Aeronautics		2019 AIP - AIRPORT IMPROVEMENT PROGRAM		.195			
				I-Total: .195			
CONCORD [8048] <u>Aeronautics</u>	CONCORD MUNICIPAL AIRPORT	Preservation - apron, hangar, and taxiway preservation. Terminal building and fuel farm improvements. Obstruction removal.					
Aeronautics		2015 AIP - AIRPORT IMPROVEMENT PROGRAM		1.370			
		2016 AIP - AIRPORT IMPROVEMENT PROGRAM		3.461			
		2017 AIP - AIRPORT IMPROVEMENT PROGRAM		3.993			
		2018 AIP - AIRPORT IMPROVEMENT PROGRAM		3.352			
		2019 AIP - AIRPORT IMPROVEMENT PROGRAM		3.460			
				I-Total: 15.637			
CONCORD [8279] <u>Individual Projects</u>	TURNPIKES	TURNPIKE ADMINISTRATION BUILDING					Proposed Expanded Turnpike Capital Program. Existing toll revenue.
Highway and Bridge		C 2016 TPK - TURNPIKE EXPANSION (State FY)		4.100	New Project		
		P 2015 TPK - TURNPIKE EXPANSION (State FY)		.600			
		P 2016 TPK - TURNPIKE EXPANSION (State FY)		.200			
				I-Total: 4.900			
CONCORD 12004 [293] <u>Red List Bridges</u>	SEWALLS FALLS ROAD	REPLACE BRIDGE OVER MERRIMACK RIVER - 070/117 [Section 1702 - Designated Project; Demo Id NH045] {Red List}					Earmark Funding (partial). City pays 20% match, Municipal Red List Bridge. {LPA} Local Project Administration. Advance construction payback.
Highway and Bridge		C 2015 M240 - STP - Flexible		4.128			
		C 2016 M240 - STP - Flexible		3.195			
				I-Total: 7.323			14.014

Project Name/#/Id	Route/Road:	Location; Scope of Work		I\$(M)	Previous Prog. Yr	Previous Total\$	Comments:
CONCORD 15877 [7469] <i>Bridges</i>	HOOKSETT TURNPIKE (Local Rd)	BRIDGE REPLACEMENT OVER BELA BROOK - 200/015 {Red List} [SAB*4216] {State Aid Bridge Program}					Specific project from Statewide program, Local Administration.
		C 2018 SAB - STATE AID BRIDGE (State FY), 20% = Town		.544	2018		
		P 2018 SAB - STATE AID BRIDGE (State FY), 20% = Town		.142			
		R 2018 SAB - STATE AID BRIDGE (State FY), 20% = Town		.017			
Highway and Bridge				I-Total:	.703		0.620
CONCORD 15878 [7470] <i>Bridges</i>	BIRCHDALE ROAD	BRIDGE REPLACEMENT OVER BELA BROOK - 193/027 [SAB*4216] {State Aid Bridge Program}					Specific project from Statewide program, Local Administration.
		C 2018 SAB - STATE AID BRIDGE (State FY), 20% = Town		.544	2018		
		P 2018 SAB - STATE AID BRIDGE (State FY), 20% = Town		.142			
		R 2018 SAB - STATE AID BRIDGE (State FY), 20% = Town		.017			
Highway and Bridge				I-Total:	.703		0.620
CONCORD CNH4 [9001] <i>Individual Projects</i>	I-89, NH 13 (Clinton St)	EXIT 2 NB & SB RAMP INTERSECTION IMPROVEMENTS					
		C 2023 M240 - STP - Flexible		2.788	New Project		
		P 2021 M240 - STP - Flexible		.299			
		R 2021 M240 - STP - Flexible		.007			
Highway and Bridge				I-Total:	3.095		
CONCORD - PEMBROKE 14841 A [6743] <i>Bridges</i>	NORTH PEMBROKE ROAD	BRIDGE REHABILITATION OVER SOUCOOK RIVER - 183/156					Specific project from Statewide program, Local Administration.
		C 2017 SAB - STATE AID BRIDGE (State FY), 20% = Town		.594	2017		
		P 2017 SAB - STATE AID BRIDGE (State FY), 20% = Town		.110			
		R 2017 SAB - STATE AID BRIDGE (State FY), 20% = Town		.011			
Highway and Bridge				I-Total:	.714		0.650
CONWAY 14958 [5552] <i>Bridges</i>	NH 16	BRIDGE REHABILITATION OVER SACO RIVER - 170/071					2013 Bridge Priority #66.
		C 2018 L1C0 - BRIDGE PROGRAM - ON/OFF SYSTEM		3.905	2018		
Highway and Bridge				I-Total:	3.905		2.902

Project Name/#/Id	Route/Road:	Location; Scope of Work		I\$(M)	Previous Prog. Yr	Previous Total\$	Comments:
CONWAY 15864 [7458] <u>Red List Bridges</u>	US 302	REPLACE BRIDGE OVER CONWAY LAKE OUTLET - 158/137 {Red List} {Federal Aid Bridge}					2013 Bridge Priority #41.
Highway and Bridge		C 2020 L1C0 - BRIDGE PROGRAM - ON/OFF SYSTEM		3.721	2022		
				I-Total: 3.721			3.080
DANBURY 16303 [7347] <u>Bridges</u>	US 4	REHABILITATE BRIDGE OVER NHRR - 156/104					2013 Bridge Priority #48
Highway and Bridge		C 2020 L250 - STP - RURAL AREAS < 5,000k		1.993	2020		
				I-Total: 1.993			1.700
DEERFIELD 24477 [8735] <u>Red List Bridges</u>	NH 107	REPLACE BRIDGE OVER FREESE POND - 137/116 (RED LIST BRIDGE)					2013 Bridge Priority #55
Highway and Bridge		C 2023 M240 - STP - Flexible		1.461	New Project		
				I-Total: 1.461			
DERRY 16118 [7708] <u>Bridges</u>	DREW ROAD	BRIDGE REPLACEMENT OVER DREW BROOK - 167/101 [SAB*4216] {State Aid Bridge Program}					Specific project from Statewide program, Local Administration.
Highway and Bridge		C 2019 SAB - STATE AID BRIDGE (State FY), 20% = Town		.268	2019		
				I-Total: .268			0.229
Dover & Rochester [8826] <u>Individual Projects</u>	Spaulding Turnpike	Improvements to the Dover & Rochester toll plazas					Proposed Expanded Turnpike Capital Program. Existing toll revenue.
Highway and Bridge		C 2021 TPK - TURNPIKE EXPANSION (State FY)		7.000			
		C 2022 TPK - TURNPIKE EXPANSION (State FY)		7.000			
		P 2019 TPK - TURNPIKE EXPANSION (State FY)		.500			
		P 2020 TPK - TURNPIKE EXPANSION (State FY)		.500			
				I-Total: 15.000			

Project Name/#/Id	Route/Road:	Location; Scope of Work	I\$(M)	Previous Prog. Yr	Previous Total\$	Comments:
Dover to Rochester SRPC1 [9007] <u>Individual Projects</u>	NH 108	NH 108 Dover to Rochester (U-Alternative) Complete Street improvements, to improve safety and congestion along corridor.				
		C 2023 M240 - STP - Flexible	6.639		New Project	
		C 2024 M240 - STP - Flexible	3.426		New Project	
		P 2018 M240 - STP - Flexible	.227			
		P 2020 M240 - STP - Flexible	.362			
		R 2021 M240 - STP - Flexible	.249			
Highway and Bridge			I-Total:			10.903
DUBLIN 15684 [7208] <u>Red List Bridges</u>	CHARCOAL ROAD	BRIDGE REPLACEMENT OVER CHARCOAL BROOK - 085/103 (SAB) {Red List}				Specific project from Statewide program, Local Administration.
		C 2015 SAB - STATE AID BRIDGE (State FY), 20% = Town	1.018	2015		
		P 2015 SAB - STATE AID BRIDGE (State FY), 20% = Town	.160			
		R 2015 SAB - STATE AID BRIDGE (State FY), 20% = Town	.005			
Highway and Bridge			I-Total:			1.183
DUMMER 15815 [7397] <u>Bridges</u>	OLD NH 110	BRIDGE REHABILITATION - 042/043 {Red List} [SAB*4216] {State Aid Bridge Program}				Specific project from Statewide program, Local Administration.
		C 2017 SAB - STATE AID BRIDGE (State FY), 20% = Town	1.052	2017		
		P 2017 SAB - STATE AID BRIDGE (State FY), 20% = Town	.148			
Highway and Bridge			I-Total:			1.200
DUMMER - CAMBRIDGE - ERROL 16304 [2766] <u>Individual Projects</u>	NH 16	WIDEN & REHABILITATE FROM ERROL SOUTHERLY 10 MILES				Specific breakout project limits being prioritized.
		C 2016 L250 - STP - RURAL AREAS < 5,000k	3.163	2015		
		C 2017 L250 - STP - RURAL AREAS < 5,000k	2.418	2015		
Highway and Bridge			I-Total:			5.581

Project Name/#/Id	Route/Road:	Location; Scope of Work	I\$(M)	Previous Prog. Yr	Previous Total\$	Comments:
DURHAM 16236 [4059] <u>Bridges</u>	US 4	BRIDGE REPLACEMENT & APPROACHES OVER BUNKER CREEK - 145/116. BRIDGE IS 40 ON THE BRIDGE PRIORITY LIST				2013 Bridge Priority #26
		C 2019 L050 - NATIONAL HIGHWAY SYSTEM	5.151	2020		
		P 2015 L050 - NATIONAL HIGHWAY SYSTEM	.057			
		P 2016 L050 - NATIONAL HIGHWAY SYSTEM	.234			
		P 2016 M001 - National Highway Performance Program (NHPP)	.117			
		R 2017 L050 - NATIONAL HIGHWAY SYSTEM	.121			
		R 2018 L050 - NATIONAL HIGHWAY SYSTEM	.250			
Highway and Bridge		I-Total:	5.929			4.650
DURHAM 16254 [3286] <u>Individual Projects</u>	US 4 / NH 108	INTERSECTION IMPROVEMENTS AT THE US 4 RAMP INTERSECTION WITH NH 108.				From Route 4 Safety Study.
		C 2020 L050 - NATIONAL HIGHWAY SYSTEM	.664			Previously Programmed Beyond TYP (Deferred)
		P 2018 L050 - NATIONAL HIGHWAY SYSTEM	.170			
		R 2018 L050 - NATIONAL HIGHWAY SYSTEM	.057			
Highway and Bridge		I-Total:	.891			
DURHAM - NEWMARKET 13080 B [7981] <u>Individual Projects</u>	NH 108	CONSTRUCT 4' BIKE SHOULDERS FROM OYSTER RIVER BR. TO DURHAM / NEWMARKET T/L AND HAMEL BROOK BR. TO SANBORN AVE [98-171E] (STP & TE PROGRAM) (Parent=13080)				
		C 2015 L200 - STP - AREAS LESS THAN 200,000	3.405	2014		
Highway and Bridge		I-Total:	3.405			4.180
EAST KINGSTON 26942 [11724] <u>Red List Bridges</u>	NH 107A	DECK REPLACEMENT AND REHABILITATION OVER B&M RAILROAD & ROAD - 061/064 (RED LIST BRIDGE)				Bridge Priority #49.
		C 2019 M233 - STP - Off-System Bridge	3.863			New Project
		P 2015 L110 - BRIDGE PROGRAM - OFF SYSTEM	.227			
		P 2016 L110 - BRIDGE PROGRAM - OFF SYSTEM	.176			
Highway and Bridge		I-Total:	4.266			
EATON 15997 [7598] <u>Bridges</u>	ROBERTS ROAD	BRIDGE REPLACEMENT OVER SNOW BROOK - 078/114 {Red List} [SAB*4216] {State Aid Bridge Program}				Specific project from Statewide program, Local Administration.
		C 2019 SAB - STATE AID BRIDGE (State FY), 20% = Town	.812	2019		
		P 2019 SAB - STATE AID BRIDGE (State FY), 20% = Town	.105			
		R 2019 SAB - STATE AID BRIDGE (State FY), 20% = Town	.006			
Highway and Bridge		I-Total:	.923			0.375

Project Name/#/Id	Route/Road:	Location; Scope of Work		I\$(M)	Previous Prog. Yr	Previous Total\$	Comments:
ENFIELD 12967 B [7619] <u>Individual Projects</u>	MAIN STREET	IMPROVEMENTS TO RAIL TRAIL CROSSING (12967 Breakout)					
Highway and Bridge		C 2016 L250 - STP - RURAL AREAS < 5,000k		.692		New Project	
				I-Total:		.692	
Enfield UVLS [9009] <u>Individual Projects</u>	US 4	Add Shoulders, Improve Horizontal Curves, Remove Clear Zone Obstructions on U.S. Route 4 in Enfield					
Highway and Bridge		C 2024 M240 - STP - Flexible		6.988		New Project	
				I-Total:		6.988	
Epping RPC11 [99992] <u>Individual Projects</u>	NH 125	Capacity improvements from NH 27 to NH 87					
Highway and Bridge		C 2022 M001 - National Highway Performance Program (NHPP)		9.650		New Project	
		P 2020 M001 - National Highway Performance Program (NHPP)		1.208			
		R 2021 M001 - National Highway Performance Program (NHPP)		.623			
				I-Total:		11.481	
EPSOM 15766 [7302] <u>Bridges</u>	ECHO VALLEY FARM ROAD	BRIDGE REPLACEMENT OVER GRIFFIN BROOK - 156/103 {Red List} [SAB*4216] {State Aid Bridge Program}					Specific project from Statewide program, Local Administration.
Highway and Bridge		C 2016 SAB - STATE AID BRIDGE (State FY), 20% = Town		.421		2016	
		P 2016 SAB - STATE AID BRIDGE (State FY), 20% = Town		.043			
				I-Total:		.463	0.435
EXETER 15399 [6899] <u>Bridges</u>	STRING BRIDGE ROAD	BRIDGE REHABILITATION OVER SQUAMSCOTT RIVER - 102/074 & 103/074					Specific project from Statewide program, Local Administration.
Highway and Bridge		C 2015 SAB - STATE AID BRIDGE (State FY), 20% = Town		.862		2015	
		P 2015 SAB - STATE AID BRIDGE (State FY), 20% = Town		.211			
		R 2015 SAB - STATE AID BRIDGE (State FY), 20% = Town		.001			
				I-Total:		1.073	1.040
FARMINGTON 16146 [6778] <u>Red List Bridges</u>	NH 153	REPLACE BRIDGE OVER COCHECO RIVER - 096/140 {Red List}					2013 Bridge Priority #20
Highway and Bridge		C 2016 M233 - STP - Off-System Bridge		3.515		2016	
		R 2015 LICR - BRIDGE PROGRAM - 85% ON/OFF SYSTEM		.227			
				I-Total:		3.742	1.500

Project Name/#/Id	Route/Road:	Location; Scope of Work		I\$(M)	Previous Prog. Yr	Previous Total\$	Comments:
FRANCESTOWN 15762 [7298] <u>Bridges</u>	JUNIPER HILL ROAD	BRIDGE REPLACEMENT OVER BRENNAN BROOK - 093/087 {Red List} [SAB*4216] {State Aid Bridge Program}					Specific project from Statewide program, Local Administration.
		C 2016 SAB - STATE AID BRIDGE (State FY), 20% = Town		.527	2015		
		P 2016 SAB - STATE AID BRIDGE (State FY), 20% = Town		.101			
		R 2016 SAB - STATE AID BRIDGE (State FY), 20% = Town		.011			
Highway and Bridge				I-Total:	.639		0.600
FRANCESTOWN 15763 [7299] <u>Bridges</u>	RUSSELL STATION ROAD	BRIDGE REPLACEMENT OVER RUSSELL - 125/058 {Red List} [SAB*4216] {State Aid Bridge Program}					Specific project from Statewide program, Local Administration.
		C 2015 SAB - STATE AID BRIDGE (State FY), 20% = Town		.702	2015		
		P 2015 SAB - STATE AID BRIDGE (State FY), 20% = Town		.144			
		R 2015 SAB - STATE AID BRIDGE (State FY), 20% = Town		.005			
Highway and Bridge				I-Total:	.851		0.825
FRANCESTOWN 15764 [7300] <u>Bridges</u>	WOODWARD HILL ROAD	BRIDGE REPLACEMENT OVER BRENNAN BROOK - 121/077 {Red List} [SAB*4216] {State Aid Bridge Program}					Specific project from Statewide program, Local Administration.
		C 2016 SAB - STATE AID BRIDGE (State FY), 20% = Town		.506	2016		
		P 2016 SAB - STATE AID BRIDGE (State FY), 20% = Town		.101			
		R 2016 SAB - STATE AID BRIDGE (State FY), 20% = Town		.005			
Highway and Bridge				I-Total:	.612		0.575
FRANCESTOWN 15765 [7301] <u>Bridges</u>	SOUTH NEW BOSTON ROAD	BRIDGE REPLACEMENT OVER PISCATAQUOG RIVER - 149/058 [SAB*4216] {State Aid Bridge Program}					Specific project from Statewide program, Local Administration.
		C 2020 SAB - STATE AID BRIDGE (State FY), 20% = Town		1.033	2016		
		P 2020 SAB - STATE AID BRIDGE (State FY), 20% = Town		.169			
		R 2020 SAB - STATE AID BRIDGE (State FY), 20% = Town		.006			
Highway and Bridge				I-Total:	1.208		1.000
FRANCESTOWN 22892 [8406] <u>Bridges</u>	2nd NH TURNPIKE SOUTH	BRIDGE REPLACEMENT OVER PISCATAQUOG RIVER - 125/077 [SAB*4216] {State Aid Bridge Program}					Specific project from Statewide program, Local Administration.
		C 2015 SAB - STATE AID BRIDGE (State FY), 20% = Town		.929	New Project		
		P 2015 SAB - STATE AID BRIDGE (State FY), 20% = Town		.139			
		R 2015 SAB - STATE AID BRIDGE (State FY), 20% = Town		.010			
Highway and Bridge				I-Total:	1.078		

Project Name/#/Id	Route/Road:	Location; Scope of Work	I\$(M)	Previous Prog. Yr	Previous Total\$	Comments:
FRANCONIA 24497 [8600] <u>Red List Bridges</u>	NH 18	BRIDGE SUPERSTRUCTURE REPLACEMENT OVER LAFAYETTE BROOK - 089/099 (RED LIST BRIDGE)				2013 Bridge Priority #83.
		C 2023 L1C0 - BRIDGE PROGRAM - ON/OFF SYSTEM	1.992			New Project
		P 2015 L1C0 - BRIDGE PROGRAM - ON/OFF SYSTEM	.114			
Highway and Bridge			I-Total: 2.105			
FRANCONIA - LITTLETON 16305 [3255] <u>Interstate Maintenance</u>	I-93	PAVEMENT REHABILITATION FROM THE FRANCONIA NOTCH TO NORTH OF EXIT 41 (9 Miles) [4R]				Interstate 4R
		C 2023 L010 - INTERSTATE MAINTENANCE	6.639	2021		
		C 2024 L010 - INTERSTATE MAINTENANCE	6.851	2022		
		P 2018 L010 - INTERSTATE MAINTENANCE	.284			
		P 2020 L010 - INTERSTATE MAINTENANCE	.302			
Highway and Bridge			I-Total: 14.076			13.833
FRANKLIN 13928 A [6047] <u>Individual Projects</u>	US 3	UPGRADE AT INTERSECTION OF INDUSTRIAL PARK DRIVE IN FRANKLIN [Section 1702 - Designated Project; Demo Id NH037 & NH057]				Earmarked funding.
		C 2015 HY20 - HIGH PRIORITY PROJ SEC 1702	.283	2014		
		C 2015 M240 - STP - Flexible	1.744			
		C 2016 HPER - HIGH PRIORITY	.994	2014		
		C 2016 LY20 - HIGH PRIORITY PROJ SEC 1702	1.707	2014		
Highway and Bridge			I-Total: 4.728			2.810
FREEDOM 15987 [7581] <u>Bridges</u>	OSSIPEE LAKE ROAD	BRIDGE REPLACEMENT - 115/074 [SAB*4216] {State Aid Bridge Program}				Specific project from Statewide program, Local Administration.
		C 2019 SAB - STATE AID BRIDGE (State FY), 20% = Town	.562	2019		
		P 2019 SAB - STATE AID BRIDGE (State FY), 20% = Town	.082			
		R 2019 SAB - STATE AID BRIDGE (State FY), 20% = Town	.006			
Highway and Bridge			I-Total: .650			0.555
FREMONT 23793 [8526] <u>Bridges</u>	MARTIN ROAD	BRIDGE REPLACEMENT OVER PISCASSIC RIVER - 155/133 [SAB*4216] {State Aid Bridge Program}				Specific project from Statewide program, Local Administration.
		C 2021 SAB - STATE AID BRIDGE (State FY), 20% = Town	.517			New Project
		P 2021 SAB - STATE AID BRIDGE (State FY), 20% = Town	.118			
		R 2021 SAB - STATE AID BRIDGE (State FY), 20% = Town	.012			
Highway and Bridge			I-Total: .648			

Project Name/#/Id	Route/Road:	Location; Scope of Work	I\$(M)	Previous Prog. Yr	Previous Total\$	Comments:
GILFORD 15890 [7481] <u>Bridges</u>	BELKNAP MOUNTAIN ROAD	BRIDGE REPAIR / REPLACEMENT - 184/098 {Red List} [SAB*4216] {State Aid Bridge Program}				Specific project from Statewide program, Local Administration.
Highway and Bridge		C 2018 SAB - STATE AID BRIDGE (State FY), 20% = Town	.068	2018		
		I-Total:	.068			0.048
GILFORD 15903 [7494] <u>Red List Bridges</u>	US 3 BYP & NH 11	BRIDGE REHABILITATION / DECK REPLACEMENT OVER NH 11A - 160/053 {Red List}				Bridge Priority List #50.
Highway and Bridge		C 2022 LIC0 - BRIDGE PROGRAM - ON/OFF SYSTEM	2.618	New Project		
		I-Total:	2.618			
GILFORD 21107 [8020] <u>Bridges</u>	OLD LAKESHORE ROAD	BRIDGE REHABILITATION OVER GUNSTOCK RIVER - 106/099 [SAB*4216] {State Aid Bridge Program}				Specific project from Statewide program, Local Administration.
Highway and Bridge		C 2019 SAB - STATE AID BRIDGE (State FY), 20% = Town	.375	New Project		
		P 2019 SAB - STATE AID BRIDGE (State FY), 20% = Town	.117			
		R 2019 SAB - STATE AID BRIDGE (State FY), 20% = Town	.006			
		I-Total:	.498			
GILMANTON 16232 [7808] <u>Bridges</u>	STAGE ROAD	BRIDGE REPLACEMENT - 106/041 [SAB*4216] {State Aid Bridge Program}				Specific project from Statewide program, Local Administration.
Highway and Bridge		C 2019 SAB - STATE AID BRIDGE (State FY), 20% = Town	.603	2019		
		P 2019 SAB - STATE AID BRIDGE (State FY), 20% = Town	.146			
		R 2019 SAB - STATE AID BRIDGE (State FY), 20% = Town	.012			
		I-Total:	.761			0.650
GILMANTON 16233 [7809] <u>Bridges</u>	STAGE ROAD	BRIDGE REPLACEMENT OVER NIGHTHAWK HOLLOW BROOK - 122/041 [SAB*4216] {State Aid Bridge Program}				Specific project from Statewide program, Local Administration.
Highway and Bridge		C 2019 SAB - STATE AID BRIDGE (State FY), 20% = Town	.901	2019		
		P 2019 SAB - STATE AID BRIDGE (State FY), 20% = Town	.164			
		R 2019 SAB - STATE AID BRIDGE (State FY), 20% = Town	.018			
		I-Total:	1.083			0.925

Project Name/#/Id	Route/Road:	Location; Scope of Work		I\$(M)	Previous Prog. Yr	Previous Total\$	Comments:
GILMANTON 16234 [7810] <u>Bridges</u>	CRYSTAL LAKE ROAD	BRIDGE REHAB / REPLACEMENT OVER NELSON BROOK - 174/094 [SAB*4216] {State Aid Bridge Program}					Specific project from Statewide program, Local Administration.
		C 2018 SAB - STATE AID BRIDGE (State FY), 20% = Town		.703	2018		
		P 2018 SAB - STATE AID BRIDGE (State FY), 20% = Town		.136			
		R 2018 SAB - STATE AID BRIDGE (State FY), 20% = Town		.011			
Highway and Bridge				I-Total: .851			0.750
Hampton CS4 [9022] <u>Interstate Maintenance</u>	NH 1A	Engineering study/ design for Ocean Boulevard Improvements					PE only for Engineering study and Preliminary Design. Construction funding to be determined.
Highway and Bridge		P 2018 M240 - STP - Flexible		.250		New Project	
				I-Total: .250			
HAMPTON - PORTSMOUTH 26485 [8744] <u>Mandated Federal</u>	HAMPTON BRANCH RAIL CORRIDOR	RAIL CORRIDOR FROM HAMPTON TO PORTSMOUTH APPROXIMATELY 9.7 MILES TO IMPROVE TRAIL SURFACE [13-01CM]					
Highway and Bridge		C 2015 L400 - CONGESTION MITIGATION & AIR QUALITY IMPROVEMENT		1.022		New Project	
				I-Total: 1.022			
HAMPTON FALLS - HAMPTON 13408 B [6048] <u>Bridges</u>	I-95	REPLACEMENT OF THE TAYLOR RIVER BRIDGE - 120/102 {Red List} (HAMPTON) ON THE BLUE STAR HIGHWAY AND REPLACEMENT OR REMOVAL OF THE TAYLOR RIVER DAM IN HAMPTON AT MILE 3.6501 {Turnpike}					2013 Bridge Priority #25. Turnpike Priority Capital Program
Highway and Bridge		C 2015 TPK - TURNPIKE EXPANSION (State FY)		9.930	2013		
		P 2015 TPK - TURNPIKE EXPANSION (State FY)		.050			
				I-Total: 9.980			9.930
Hampton Falls RPC4 [90001] <u>Individual Projects</u>	US 1	Intersection and Capacity Improvements					PE only for Engineering study and Preliminary Design. Construction funding to be determined.
Highway and Bridge		P 2018 M001 - National Highway Performance Program (NHPP)		.250		New Project	
				I-Total: .250			

Project Name/#/Id	Route/Road:	Location; Scope of Work	I\$(M)	Previous Prog. Yr	Previous Total\$	Comments:
HARRISVILLE 16114 [7703] <u>Bridges</u>	SOUTH ROAD	BRIDGE REPLACEMENT OVER MINNEWAWA BROOK - 061/060 {Red List} [SAB*4216] {State Aid Bridge Program}				Specific project from Statewide program, Local Administration.
		C 2019 SAB - STATE AID BRIDGE (State FY), 20% = Town	.109	2019		
		P 2019 SAB - STATE AID BRIDGE (State FY), 20% = Town	.128			
		R 2019 SAB - STATE AID BRIDGE (State FY), 20% = Town	.002			
Highway and Bridge			I-Total:			0.815
HAVERHILL 16238 [7815] <u>Red List Bridges</u>	MILL STREET	BRIDGE REPLACEMENT OVER ABANDONED RAILROAD - 215/158 {Red List}				2013 Bridge Priority #89
Highway and Bridge		C 2018 L110 - BRIDGE PROGRAM - OFF SYSTEM	1.248	2018		
			I-Total:			0.520
HINSDALE, NH - BRATTLEBORO, VT 12210 [591] <u>Bridges</u>	NH 119	REPLACE 2 BRIDGES OVER CONNECTICUT RIVER - 041/040 & 042/044, BY CONSTRUCTING A NEW BRIDGE 043/044 JUST DOWNSTREAM [Section 1602 - Designated Project; Demo Id NH018 & NH021] [Parent = 12110#]				2013 Bridge Priority #32 and #33.
		C 2021 L1C0 - BRIDGE PROGRAM - ON/OFF SYSTEM	21.256	New Project		
		C 2022 L1C0 - BRIDGE PROGRAM - ON/OFF SYSTEM	13.445	New Project		
		C 2022 Q920 - HIGH PRIORITY PROJ SEC 1602	.991	New Project		
		C 2022 VT - VERMONT'S CONTRIBUTION	8.492	New Project		
		P 2016 Q920 - HIGH PRIORITY PROJ SEC 1602	.347			
		P 2017 Q920 - HIGH PRIORITY PROJ SEC 1602	.605			
		P 2018 Q920 - HIGH PRIORITY PROJ SEC 1602	.250			
		R 2016 Q920 - HIGH PRIORITY PROJ SEC 1602	.297			
Highway and Bridge			I-Total:			45.681
HOOKSETT [9015] <u>Individual Projects</u>		RECONSTRUCTION OF EXIT 11 RAMP TOLLS TO IMPLEMENT ALL ELECTRONIC TOLLING (AET)				Proposed Expanded Turnpike Capital Program. Existing Toll revenue.
Highway and Bridge		C 2016 TPK - TURNPIKE EXPANSION (State FY)	1.300			
			I-Total:			1.300

Project Name/#/Id	Route/Road:	Location; Scope of Work	I\$(M)	Previous Prog. Yr	Previous Total\$	Comments:
HOOKSETT 24862 [8613] <u>Bridges</u>	NH 3A	RECONSTRUCT AND WIDEN FROM COMMERCE ROAD NORTH TO GOONAN ROAD [SAH*4217] {State Aid Highway Program}				Specific project from Statewide program, Local Administration.
		C 2016 SAH - STATE AID HIGHWAY (State FY), 33.3% = Town	.320		New Project	
		C 2017 SAH - STATE AID HIGHWAY (State FY), 33.3% = Town	.659			
		P 2015 SAH - STATE AID HIGHWAY (State FY), 33.3% = Town	.186			
		R 2015 SAH - STATE AID HIGHWAY (State FY), 33.3% = Town	.124			
Highway and Bridge			I-Total:			1.289
HOOKSETT SNH17 [9006] <u>Individual Projects</u>	US 3/NH 28	Reconstruction and Widening: Martins Ferry Rd to West Alice St				
		C 2023 M001 - National Highway Performance Program (NHPP)	6.639		New Project	
		C 2024 M001 - National Highway Performance Program (NHPP)	6.851		New Project	
		P 2019 M001 - National Highway Performance Program (NHPP)	1.171			
		R 2021 M001 - National Highway Performance Program (NHPP)	2.493			
Highway and Bridge			I-Total:			17.154
HUDSON 13353 [2837] <u>Bridges</u>	MELENDY ROAD	BRIDGE REHABILITATION OVER HADLEY BROOK - 114/083				Specific project from Statewide program, Local Administration.
		C 2016 SAB - STATE AID BRIDGE (State FY), 20% = Town	.085	2014		
		P 2016 SAB - STATE AID BRIDGE (State FY), 20% = Town	.016			
		R 2016 SAB - STATE AID BRIDGE (State FY), 20% = Town	.005			
Highway and Bridge			I-Total:			.107 0.120
HUDSON 13354 [2838] <u>Bridges</u>	COUNTY ROAD	BRIDGE REHABILITATION AND WIDENING OVER SECOND BROOK - 126/083				Specific project from Statewide program, Local Administration.
		C 2016 SAB - STATE AID BRIDGE (State FY), 20% = Town	.133	2013		
		P 2016 SAB - STATE AID BRIDGE (State FY), 20% = Town	.032			
		R 2016 SAB - STATE AID BRIDGE (State FY), 20% = Town	.005			
Highway and Bridge			I-Total:			.170 0.160
Jackson 27709 [12301] <u>Red List Bridges</u>	NH 32	Bridge replacement, over Ellis River Br # 144/056. (RED LIST)				2013 Bridge Priority 84.
		C 2023 M240 - STP - Flexible	5.311		New Project	
Highway and Bridge			I-Total:			5.311

Project Name/#/Id	Route/Road:	Location; Scope of Work	I\$(M)	Previous Prog. Yr	Previous Total\$	Comments:
JAFFREY 16307 [7442] <u>Individual Projects</u>	US 202	RECONFIGURE 'DOG-LEG' @ INTERSECTION OF NH 124				
		C 2020 L250 - STP - RURAL AREAS < 5,000k	8.239	2022		
		P 2015 L250 - STP - RURAL AREAS < 5,000k	.227			
		P 2017 L250 - STP - RURAL AREAS < 5,000k	.302			
		R 2018 L250 - STP - RURAL AREAS < 5,000k	.312			
Highway and Bridge		I-Total:	9.080			6.950
JEFFERSON 16153 [7728] <u>Red List Bridges</u>	US 2	BRIDGE REHABILITATION OVER ISRAEL RIVER - 046/178 {Red List}				2013 Bridge Priority #54
		C 2021 L1C0 - BRIDGE PROGRAM - ON/OFF SYSTEM	3.116	2021		
Highway and Bridge		I-Total:	3.116			2.600
JEFFERSON - RANDOLPH 13602 B [6036] <u>Individual Projects</u>	US 2	RECONSTRUCTION, SAFETY IMPROVEMENTS & SHOULDER WIDENING FROM NH 115 INTERSECTION EAST APPROX. 2.3 MILES TO JEFFERSON / RANDOLPH T/L (Construction only) {National Corridor Preservation & Border Crossing}				Scope intended to address pavement and specific problem areas.
		C 2023 M001 - National Highway Performance Program (NHPP)	5.975	New Project		
		C 2024 M001 - National Highway Performance Program (NHPP)	4.796	New Project		
		P 2019 M001 - National Highway Performance Program (NHPP)	.644			
		P 2020 M001 - National Highway Performance Program (NHPP)	1.208			
		R 2021 M001 - National Highway Performance Program (NHPP)	.623			
Highway and Bridge		I-Total:	13.246			
KEENE 10309 B [1828] <u>Individual Projects</u>	WINCHESTER STREET	RECONSTRUCTION FROM NH 101 ROUNDABOUT NORTH TO PEARL STREET / ISLAND STREET INCLUDING INTERSECTION AT KEY ROAD [MUPCA*450] {Municipal Urban Projects}				Formerly considered with overall Keene-Swanzey project. In lieu of Keene 12230 West Street project. Local Administration and 20% match.
		C 2017 L200 - STP - AREAS LESS THAN 200,000	2.830	2017		
		C 2018 L200 - STP - AREAS LESS THAN 200,000	2.466	2017		
Highway and Bridge		I-Total:	5.296			4.573
KEENE 15854 [7429] <u>Bridges</u>	ROXBURY STREET	BRIDGE REPLACEMENT OVER BEAVER BROOK - 140/077 {Red List} [SAB*4216] {State Aid Bridge Program}				Specific project from Statewide program, Local Administration.
		C 2018 SAB - STATE AID BRIDGE (State FY), 20% = Town	.578	2018		
		P 2018 SAB - STATE AID BRIDGE (State FY), 20% = Town	.119			
		R 2018 SAB - STATE AID BRIDGE (State FY), 20% = Town	.011			
Highway and Bridge		I-Total:	.709			0.625

~DRAFT~

Phase: C = Construction P = Preliminary Engineering R = Right of Way

Project Name/#/Id	Route/Road:	Location; Scope of Work		I\$(M)	Previous Prog. Yr	Previous Total\$	Comments:
KEENE 16152 [7727] <u>Red List Bridges</u>	NH 9 & NH 10	BRIDGE REHABILITATION - 129/099 {Red List}					2013 Bridge Priority #73
Highway and Bridge		C 2021 L1C0 - BRIDGE PROGRAM - ON/OFF SYSTEM		2.057	2021		
				I-Total: 2.057		1.660	
KEENE - SWANZEY [8072] <u>Aeronautics</u>	DILLANT-HOPKINS AIRPORT	Preservation - runway reconstruction and hazard beacon rehabilitation, master planning, SRE purchase.					
Aeronautics		2015 AIP - AIRPORT IMPROVEMENT PROGRAM		.344			
		2017 AIP - AIRPORT IMPROVEMENT PROGRAM		.464			
		2018 AIP - AIRPORT IMPROVEMENT PROGRAM		2.073			
				I-Total: 2.881			
KEENE - SWANZEY 10309 P [6189] <u>Individual Projects</u>	NH 9/10/12/101	CONSTRUCTION OF MULTI-USE TRAIL BRIDGE OVER NH 12/101, AND MITIGATION SITE (Parent = Keene-Swanzey 10309)					Incremental/interim improvement. Regional Priority.
Highway and Bridge		C 2021 L050 - NATIONAL HIGHWAY SYSTEM		2.200		Previous Ten Yr Plan "Recommended Future Addition"	
				I-Total: 2.200		3.135	
LACONIA 16144 [7723] <u>Red List Bridges</u>	US 3	BRIDGE REHABILITATION OVER NH RAILROAD - 131/154 {Red List}					2013 Bridge Priority #61
Highway and Bridge		C 2018 L1C0 - BRIDGE PROGRAM - ON/OFF SYSTEM		1.872	2021		
				I-Total: 1.872		1.500	
LACONIA 26706 [11723] <u>Bridges</u>	ACADEMY STREET	BRIDGE REPLACEMENT OVER DURKEE BROOK - 121/037, STATE AID BRIDGE					Specific project from Statewide program, Local Administration.
Highway and Bridge		C 2020 SAB - STATE AID BRIDGE (State FY), 20% = Town		.676	New Project		
		P 2020 SAB - STATE AID BRIDGE (State FY), 20% = Town		.127			
		R 2020 SAB - STATE AID BRIDGE (State FY), 20% = Town		.012			
				I-Total: .815			
LACONIA - GILFORD [8060] <u>Aeronautics</u>	LACONIA MUNICIPAL AIRPORT	Modernization - wildlife fence improvements					
Aeronautics		2016 AIP - AIRPORT IMPROVEMENT PROGRAM		.746			
				I-Total: .746			

Project Name/#/Id	Route/Road:	Location; Scope of Work	I\$(M)	Previous Prog. Yr	Previous Total\$	Comments:
LACONIA - GILFORD [8062] <u>Aeronautics</u>	LACONIA MUNICIPAL AIRPORT	Preservation - runway and taxiway improvements. Obstruction removal and SRE purchase.				
		2015 AIP - AIRPORT IMPROVEMENT PROGRAM	1.299			
		2017 AIP - AIRPORT IMPROVEMENT PROGRAM	1.868			
		2018 AIP - AIRPORT IMPROVEMENT PROGRAM	.482			
		2019 AIP - AIRPORT IMPROVEMENT PROGRAM	.925			
Aeronautics			I-Total:			
LANCASTER, NH - GUILDHALL, VT 16155 [3524] <u>Bridges</u>	US 2	BRIDGE REHABILITATION AND PAINTING OVER CONNECTICUT RIVER - 111/129 (ROGER'S RANGER'S BRIDGE)				2013 Bridge Priority #42
		C 2019 LIC0 - BRIDGE PROGRAM - ON/OFF SYSTEM	5.853	2020		
		C 2020 LIC0 - BRIDGE PROGRAM - ON/OFF SYSTEM	4.723			
		C 2020 VT - VERMONT'S CONTRIBUTION	1.087	2020		
		P 2017 LIC0 - BRIDGE PROGRAM - ON/OFF SYSTEM	.435			
		P 2017 VT - VERMONT'S CONTRIBUTION	.044			
		R 2018 LIC0 - BRIDGE PROGRAM - ON/OFF SYSTEM	.125			
		R 2018 VT - VERMONT'S CONTRIBUTION	.113			
Highway and Bridge			I-Total:			10.000
LEBANON [8082] <u>Aeronautics</u>	LEBANON MUNICIPAL AIRPORT	Preservation - runway, taxiway, and apron improvements. Obstruction removal.				
		2015 AIP - AIRPORT IMPROVEMENT PROGRAM	4.923			
		2016 AIP - AIRPORT IMPROVEMENT PROGRAM	10.331			
		2017 AIP - AIRPORT IMPROVEMENT PROGRAM	10.661			
		2018 AIP - AIRPORT IMPROVEMENT PROGRAM	11.003			
		2019 AIP - AIRPORT IMPROVEMENT PROGRAM	9.858			
Aeronautics			I-Total:			
LEBANON 10034 A [1890] <u>Individual Projects</u>	US 4 (MECHANIC STREET)	RECONSTRUCTION FROM HIGH STREET TO I-89 RAMPS INCLUDING REMOVAL OF CONCRETE UNDERBASE, INSTALLATION OF SIDEWALKS, AND UPGRADE OF STORM DRAINAGE SYSTEM [MUPCA*450] {Municipal Urban Program}				Specific project from Statewide program, Local Administration. Coordinated with Municipal water/sewer project.
		C 2016 L200 - STP - AREAS LESS THAN 200,000	2.258	2016		
Highway and Bridge			I-Total:			2.320

Project Name/#/Id	Route/Road:	Location; Scope of Work	I\$(M)	Previous Prog. Yr	Previous Total\$	Comments:
LEBANON 13951 [1875] <u>Red List Bridges</u>	US 4	BRIDGE REPLACEMENT OVER MASCOMA RIVER - 188/126 NEAR INTERSECTION OF US 4 AND NH 4A {Red List}				2013 Bridge Priority #4. Advance construction payback.
Highway and Bridge		C 2015 L1C0 - BRIDGE PROGRAM - ON/OFF SYSTEM	5.186			
		I-Total:	5.186			10.125
LEBANON 14552 [6101] <u>Bridges</u>	US 4 & NH 10	BRIDGE REHABILITATION OVER MASCOMA RIVER (SAB) - 120/115				Specific project from Statewide program, Local Administration.
Highway and Bridge		C 2015 SAB - STATE AID BRIDGE (State FY), 20% = Town	.557	New Project		
		P 2015 SAB - STATE AID BRIDGE (State FY), 20% = Town	.103			
		I-Total:	.660			
LEBANON 15880 [1900] <u>Interstate Maintenance</u>	I-89	NB/SB ROADWAY RECONSTRUCTION AND BRIDGE DECK REPLACEMENT/REHABILITATION (7 BRIDGES: 093/109 (Red List), 094/108, 097/112, 098/111, 140/124, 141/123, 099/111) FROM MILE MARKER 54.8 TO MILE MARKER 60.0				2013 Bridge priority #29 & 30. Interstate 4R.
Highway and Bridge		C 2020 L010 - INTERSTATE MAINTENANCE	7.369	2019		
		C 2020 L1C0 - BRIDGE PROGRAM - ON/OFF SYSTEM	2.416	2019		
		C 2021 L010 - INTERSTATE MAINTENANCE	8.852	2020		
		P 2016 L010 - INTERSTATE MAINTENANCE	.103			
		P 2017 L010 - INTERSTATE MAINTENANCE	.107			
		I-Total:	18.846			15.410
LEBANON 24221 [8582] <u>Bridges</u>	TRUES BROOK RD	BRIDGE REPLACEMENT OVER BLOODS BROOK - 066/059 [SAB*4216] {State Aid Bridge Program}				Specific project from Statewide program, Local Administration.
Highway and Bridge		C 2022 SAB - STATE AID BRIDGE (State FY), 20% = Town	1.557	New Project		
		P 2022 SAB - STATE AID BRIDGE (State FY), 20% = Town	.238			
		R 2022 SAB - STATE AID BRIDGE (State FY), 20% = Town	.019			
		I-Total:	1.814			
LEBANON 24222 [8583] <u>Bridges</u>	NH 120	BRIDGE REPLACEMENT- PARKING LOT, PED OVER NHRR (ABD) - 121/117 [SAB*4216] {State Aid Bridge Program}				Specific project from Statewide program, Local Administration.
Highway and Bridge		C 2023 SAB - STATE AID BRIDGE (State FY), 20% = Town	.677	New Project		
		P 2023 SAB - STATE AID BRIDGE (State FY), 20% = Town	.133			
		R 2023 SAB - STATE AID BRIDGE (State FY), 20% = Town	.007			
		I-Total:	.817			

Project Name/#/Id	Route/Road:	Location; Scope of Work	I\$(M)	Previous Prog. Yr	Previous Total\$	Comments:
LEBANON 25784 [8720] <u>Red List Bridges</u>	I-89	DECK REPLACEMENT AND BRIDGE REHABILITATION ON TWO REDLISTED BRIDGES CARRYING I-89 NB & SB OVER HARDY HILL ROAD. BR #156/117 & #155/117.				2013 Bridge Priority #27 & 28.
		C 2018 L1C0 - BRIDGE PROGRAM - ON/OFF SYSTEM	4.537			New Project
		P 2015 M231 - STP - Areas with Population Over 5K to 200K	.284			
		R 2015 M231 - STP - Areas with Population Over 5K to 200K	.028			
Highway and Bridge			I-Total:		4.849	
LEBANON 25821 [8721] <u>Red List Bridges</u>	MASCOMA STREET	BRIDGE REHABILITATION AND DECK REPLACEMENT OVER I-89 - 103/116 {REDLIST}				2013 Bridge Priority #57
		C 2021 L1C0 - BRIDGE PROGRAM - ON/OFF SYSTEM	3.117			New Project
		P 2015 M231 - STP - Areas with Population Over 5K to 200K	.227			
		P 2016 M231 - STP - Areas with Population Over 5K to 200K	.234			
		R 2015 M231 - STP - Areas with Population Over 5K to 200K	.028			
Highway and Bridge			I-Total:		3.606	
LEBANON UVLS2 [9008] <u>Individual Projects</u>	I-89	Exit 18 Improvements.				
		C 2023 M001 - National Highway Performance Program (NHPP)	3.569			New Project
Highway and Bridge			I-Total:		3.569	
LEBANON, NH - HARTFORD, VT 14957 [2753] <u>Red List Bridges</u>	US 4	REPLACE BRIDGE OVER CONNECTICUT RIVER - BR #058/127 {Red List}				2013 Bridge Priority #2. Advance construction payback.
		C 2015 M231 - STP - Areas with Population Over 5K to 200K	1.615			2013
Highway and Bridge			I-Total:		1.615	9.352
LEBANON, NH - HARTFORD, VT 16148 [2771] <u>Red List Bridges</u>	I-89	REHABILITATION & WIDENING OF BRIDGES OVER CONNECTICUT RIVER BR # 044/103 & #044/104- RED LIST BRIDGES				2013 Bridge Priorities #36 and #37.
		C 2018 L010 - INTERSTATE MAINTENANCE	12.477			2018
		C 2018 VT - VERMONT'S CONTRIBUTION	5.672			2018
		C 2019 L010 - INTERSTATE MAINTENANCE	12.877			2018
		C 2019 VT - VERMONT'S CONTRIBUTION	5.853			2018
		P 2015 L010 - INTERSTATE MAINTENANCE	.426			
		P 2015 VT - VERMONT'S CONTRIBUTION	.129			
		P 2017 L010 - INTERSTATE MAINTENANCE	.453			
		P 2017 VT - VERMONT'S CONTRIBUTION	.137			
Highway and Bridge			I-Total:		38.024	20.545

Project Name/#/Id	Route/Road:	Location; Scope of Work		I\$(M)	Previous Prog. Yr	Previous Total\$	Comments:
LINCOLN 15755 [7292]	I-93	PAVEMENT REHABILITATION FROM EXIT 32 TO NORTH 6 MILES & BRIDGE REHABILITATION - 202/100 (Lincoln) {Red List} [4R]					2013 Bridge Priority #40. Interstate 4R. Advance construction payback.
			C	2015	M001 - National Highway Performance Program (NHPP)	4.000	2015
Highway and Bridge						I-Total: 4.000	15.480
LOUDON CNH [9002]	NH 106	NH 106 IMPROVEMENTS PHASE 1					
			C	2020	M240 - STP - Flexible	1.499	New Project
			C	2021	M240 - STP - Flexible	7.180	New Project
			P	2015	M240 - STP - Flexible	.300	
			P	2017	M240 - STP - Flexible	.400	
			P	2018	M240 - STP - Flexible	.200	
Highway and Bridge						I-Total: 9.579	
LYME, NH - THETFORD, VT 14460 [3269]	EAST THETFORD ROAD	BRIDGE REHABILITATION OVER THE CONNECTICUT RIVER - 053/112					2013 Bridge Priority #71
			C	2022	M232 - STP - Areas with Population 5K and Under	4.267	2017
			C	2022	NON - OTHER NON PARTICIPATING	.431	2017
			P	2015	L250 - STP - RURAL AREAS < 5,000k	.204	
			P	2015	NON - OTHER NON PARTICIPATING	.021	
Highway and Bridge						I-Total: 4.923	3.635
MANCHESTER [6923]	TRANSIT AUTHORITY	MISCELLANEOUS CAPITAL					Annual Program Funding. Assumes 20% match of the federal funds.
				2015	FT12 - FTA SECTION 5307 URBAN TRANSIT CAPITAL & PLAN.	.118	
				2016	FT12 - FTA SECTION 5307 URBAN TRANSIT CAPITAL & PLAN.	.128	
				2017	FT12 - FTA SECTION 5307 URBAN TRANSIT CAPITAL & PLAN.	.138	
				2018	FT12 - FTA SECTION 5307 URBAN TRANSIT CAPITAL & PLAN.	.150	
				2019	FT12 - FTA SECTION 5307 URBAN TRANSIT CAPITAL & PLAN.	.155	
				2020	FT12 - FTA SECTION 5307 URBAN TRANSIT CAPITAL & PLAN.	.160	
				2021	FT12 - FTA SECTION 5307 URBAN TRANSIT CAPITAL & PLAN.	.165	
				2022	FT12 - FTA SECTION 5307 URBAN TRANSIT CAPITAL & PLAN.	.170	
				2023	FT12 - FTA SECTION 5307 URBAN TRANSIT CAPITAL & PLAN.	.176	
				2024	FT12 - FTA SECTION 5307 URBAN TRANSIT CAPITAL & PLAN.	.181	
Transit						I-Total: 1.541	

Project Name/#/Id	Route/Road:	Location; Scope of Work	I\$(M)	Previous Prog. Yr	Previous Total\$	Comments:
MANCHESTER	TRANSIT AUTHORITY	OPERATING ASSISTANCE FOR FIXED ROUTE SERVICE				Annual Program Funding. Assumes 50% match of the federal funds.
[602]						
<u>Transit</u>						
		2015 FT12 - FTA SECTION 5307 URBAN TRANSIT CAPITAL & PLAN.	3,265			
		2016 FT12 - FTA SECTION 5307 URBAN TRANSIT CAPITAL & PLAN.	3,504			
		2017 FT12 - FTA SECTION 5307 URBAN TRANSIT CAPITAL & PLAN.	3,760			
		2018 FT12 - FTA SECTION 5307 URBAN TRANSIT CAPITAL & PLAN.	4,036			
		2019 FT12 - FTA SECTION 5307 URBAN TRANSIT CAPITAL & PLAN.	4,165			
		2020 FT12 - FTA SECTION 5307 URBAN TRANSIT CAPITAL & PLAN.	4,298			
		2021 FT12 - FTA SECTION 5307 URBAN TRANSIT CAPITAL & PLAN.	4,436			
		2022 FT12 - FTA SECTION 5307 URBAN TRANSIT CAPITAL & PLAN.	4,578			
		2023 FT12 - FTA SECTION 5307 URBAN TRANSIT CAPITAL & PLAN.	4,725			
		2024 FT22 - FTA SECTION 5317 - NEW FREEDOM PROGRAM	4,876			
Transit			I-Total:		41.643	
MANCHESTER	TRANSIT AUTHORITY	OPERATING ASSISTANCE FOR CAPITAL MAINTENANCE OF MTA FLEET				Annual Program Funding. Assumes 20% match of the federal funds.
[2496]						
<u>Transit</u>						
		2015 FT12 - FTA SECTION 5307 URBAN TRANSIT CAPITAL & PLAN.	.504			
		2016 FT12 - FTA SECTION 5307 URBAN TRANSIT CAPITAL & PLAN.	.541			
		2017 FT12 - FTA SECTION 5307 URBAN TRANSIT CAPITAL & PLAN.	.580			
		2018 FT12 - FTA SECTION 5307 URBAN TRANSIT CAPITAL & PLAN.	.623			
		2019 FT12 - FTA SECTION 5307 URBAN TRANSIT CAPITAL & PLAN.	.643			
		2020 FT12 - FTA SECTION 5307 URBAN TRANSIT CAPITAL & PLAN.	.663			
		2021 FT12 - FTA SECTION 5307 URBAN TRANSIT CAPITAL & PLAN.	.685			
		2022 FT12 - FTA SECTION 5307 URBAN TRANSIT CAPITAL & PLAN.	.707			
		2023 FT12 - FTA SECTION 5307 URBAN TRANSIT CAPITAL & PLAN.	.729			
		2024 FT12 - FTA SECTION 5307 URBAN TRANSIT CAPITAL & PLAN.	.752			
Transit			I-Total:		6.427	

Project Name/#/Id	Route/Road:	Location; Scope of Work	I\$(M)	Previous Prog. Yr	Previous Total\$	Comments:
MANCHESTER [5916]	TRANSIT AUTHORITY	OPERATING ASSISTANCE FOR ADA PARATRANSIT SERVICE				Annual Program Funding. Assumes 20% match of the federal funds.
<u>Transit</u>						
		2015 FT12 - FTA SECTION 5307 URBAN TRANSIT CAPITAL & PLAN.	.319			
		2016 FT12 - FTA SECTION 5307 URBAN TRANSIT CAPITAL & PLAN.	.343			
		2017 FT12 - FTA SECTION 5307 URBAN TRANSIT CAPITAL & PLAN.	.368			
		2018 FT12 - FTA SECTION 5307 URBAN TRANSIT CAPITAL & PLAN.	.395			
		2019 FT12 - FTA SECTION 5307 URBAN TRANSIT CAPITAL & PLAN.	.235			
		2020 FT12 - FTA SECTION 5307 URBAN TRANSIT CAPITAL & PLAN.	.253			
		2021 FT12 - FTA SECTION 5307 URBAN TRANSIT CAPITAL & PLAN.	.261			
		2022 FT12 - FTA SECTION 5307 URBAN TRANSIT CAPITAL & PLAN.	.269			
		2023 FT12 - FTA SECTION 5307 URBAN TRANSIT CAPITAL & PLAN.	.278			
		2024 FT12 - FTA SECTION 5307 URBAN TRANSIT CAPITAL & PLAN.	.287			
Transit			I-Total:		3.007	
MANCHESTER [3062]	TRANSIT AUTHORITY	REPLACEMENT BUSES				Annual Program Funding. Assumes 20% match of the federal funds.
<u>Transit</u>						
		2018 FT12 - FTA SECTION 5307 URBAN TRANSIT CAPITAL & PLAN.	1.770			
Transit			I-Total:		1.770	
MANCHESTER [5917]	TRANSIT AUTHORITY	REPLACEMENT OF ADA PARATRANSIT VANS				Annual Program Funding. Assumes 20% match of the federal funds.
<u>Transit</u>						
		2015 FT12 - FTA SECTION 5307 URBAN TRANSIT CAPITAL & PLAN.	.167			
		2016 FT12 - FTA SECTION 5307 URBAN TRANSIT CAPITAL & PLAN.	.181			
		2017 FT12 - FTA SECTION 5307 URBAN TRANSIT CAPITAL & PLAN.	.093			
Transit			I-Total:		.442	
MANCHESTER 14966 [3294]	I-293 / FEE TPK	EXIT 4, BRIDGE REHABILITATIONS OR REPLACEMENTS: 144/066, 146/064, 146/065, 149/063,153/061 {All Red List} {Turnpike}				2013 Bridge Priority #8, #9, #10, #11 and 15. Turnpike Capital Program, funding primarily for bridge repair. Construction cash flow.
<u>Red List Bridges</u>						
		C 2015 TPK - TURNPIKE EXPANSION (State FY)	10.700	2013		
		C 2016 TPK - TURNPIKE EXPANSION (State FY)	10.700	2014		
		C 2017 TPK - TURNPIKE EXPANSION (State FY)	5.200	2014		
Highway and Bridge			I-Total:		26.600	33.200

Project Name/#/Id	Route/Road:	Location; Scope of Work	I\$(M)	Previous Prog. Yr	Previous Total\$	Comments:
MANCHESTER 15837 [7415] <u>Bridges</u>	US 3 (ELM STREET)	BRIDGE REHABILITATION OVER B&MRR - 144/075 [SAB*4216] {State Aid Bridge Program}				Specific project from Statewide program, Local Administration.
		C 2017 SAB - STATE AID BRIDGE (State FY), 20% = Town	2.913	2017		
		P 2017 SAB - STATE AID BRIDGE (State FY), 20% = Town	.357			
		R 2017 SAB - STATE AID BRIDGE (State FY), 20% = Town	.027			
Highway and Bridge			I-Total:	3.297		3.000
MANCHESTER 16099 [7692] <u>Individual Projects</u>	I-293 / FEE TPK	PLANNING AND ENGINEERING STUDY FOR RECONSTRUCTION OF THE F.E. EVERETT TURNPIKE AT EXIT 6 (AMOSKEAG) INTERCHANGE AND NEW EXIT 7 (NH 3A) INTERCHANGE {Turnpike}				Proposed Expanded Turnpike Capital Program. Construction, contingent on authorization and Future Toll increase or other resources.
		P 2016 TPK - TURNPIKE EXPANSION (State FY)	1.000			
		P 2017 TPK - TURNPIKE EXPANSION (State FY)	1.000			
		P 2022 TPK - TURNPIKE EXPANSION (State FY)	2.000			
		P 2023 TPK - TURNPIKE EXPANSION (State FY)	2.000			
		R 2023 TPK - TURNPIKE EXPANSION (State FY)	2.000			
		R 2024 TPK - TURNPIKE EXPANSION (State FY)	3.000			
Highway and Bridge			I-Total:	11.000		
MANCHESTER 24206 [8577] <u>Bridges</u>	SALMON ST WB	RAMP BRIDGE REHABILITATION OVER RD, BMRR, MERRIMACK RIVER - 106/072 [SAB*4216] {State Aid Bridge Program}				
		C 2023 SAB - STATE AID BRIDGE (State FY), 20% = Town	.571		New Project	
		P 2023 SAB - STATE AID BRIDGE (State FY), 20% = Town	.120			
		R 2023 SAB - STATE AID BRIDGE (State FY), 20% = Town	.007			
Highway and Bridge			I-Total:	.697		
MANCHESTER 24212 [8579] <u>Bridges</u>	SALMON ST EB	RAMP BRIDGE REHABILITATION OVER RD, BMRR, MERRIMACK RIVER - 107/072 [SAB*4216] {State Aid Bridge Program}				Specific project from Statewide program, Local Administration.
		C 2024 SAB - STATE AID BRIDGE (State FY), 20% = Town	.719		New Project	
		P 2024 SAB - STATE AID BRIDGE (State FY), 20% = Town	.144			
		R 2024 SAB - STATE AID BRIDGE (State FY), 20% = Town	.007			
Highway and Bridge			I-Total:	.870		

Project Name/#/Id	Route/Road:	Location; Scope of Work		I\$(M)	Previous Prog. Yr	Previous Total\$	Comments:
MANCHESTER - LONDONDERRY	MANCHESTER - BOSTON REGIONAL AIRPORT	Modernization - security improvements					
[8100]							
<u>Aeronautics</u>							
			2016	AIP - AIRPORT IMPROVEMENT PROGRAM		3.195	
Aeronautics						I-Total: 3.195	
MANCHESTER - LONDONDERRY	MANCHESTER - BOSTON REGIONAL AIRPORT	Preservation - runway, taxiway, and apron improvements. SRE enhancements. Safety & security improvements.					
[8102]							
<u>Aeronautics</u>							
			2015	AIP - AIRPORT IMPROVEMENT PROGRAM		12.635	
			2016	AIP - AIRPORT IMPROVEMENT PROGRAM		5.858	
			2017	AIP - AIRPORT IMPROVEMENT PROGRAM		15.174	
			2018	AIP - AIRPORT IMPROVEMENT PROGRAM		19.283	
			2019	AIP - AIRPORT IMPROVEMENT PROGRAM		12.799	
Aeronautics						I-Total: 65.749	
MEREDITH 10430	US 3 / NH 25	ROADWAY AND INTERSECTION IMPROVEMENTS @ US 3/NH 25 INTERSECTION [Section 1702 - Designated Project; Demo Id NH041, NH060, & NH071]					Priority intersection from corridor study.
[94]							
<u>Individual Projects</u>							
			C	2017	HY10 - HIGH PRIORITY PROJ SEC 1702	.029	2017
			C	2017	L200 - STP - AREAS LESS THAN 200,000	4.126	2017
			C	2017	LY10 - HIGH PRIORITY PROJ SEC 1702	.060	2017
			C	2017	LY10 - HIGH PRIORITY PROJ SEC 1702	.073	2017
			C	2017	LY20 - HIGH PRIORITY PROJ SEC 1702	.293	2017
			C	2017	LZ20 - EQUITY BONUS EX LIMITATION	.417	2017
			P	2015	L200 - STP - AREAS LESS THAN 200,000	.170	
			P	2016	L200 - STP - AREAS LESS THAN 200,000	.176	
			P	2017	L200 - STP - AREAS LESS THAN 200,000	.060	
			R	2015	LY20 - HIGH PRIORITY PROJ SEC 1702	1.000	
Highway and Bridge						I-Total: 6.403	5.000
MEREDITH 24597	MEREDITH CENTER ROAD	DECK REPLACEMENT & BRIDGE REHABILITATION OVER WICKWAS POND OUTLET - 131/105 {Red List Bridge}					2013 Bridge Priority #95
[8587]							
<u>Red List Bridges</u>							
			C	2024	L110 - BRIDGE PROGRAM - OFF SYSTEM	1.096	New Project
			P	2015	L110 - BRIDGE PROGRAM - OFF SYSTEM	.114	
			P	2016	L110 - BRIDGE PROGRAM - OFF SYSTEM	.234	
Highway and Bridge						I-Total: 1.444	

Project Name/#/Id	Route/Road:	Location; Scope of Work	I\$(M)	Previous Prog. Yr	Previous Total\$	Comments:
MERRIMACK 10136 D [8001] <u>Individual Projects</u>	NH 101A	CONSTRUCT 3rd EB LANE FROM BOSTON POST ROAD TO CONTINENTAL BLVD AND IMPLEMENT TRAFFIC CALMING AT CRAFTSMAN LANE AND BOSTON POST ROAD				
		C 2024 L050 - NATIONAL HIGHWAY SYSTEM	5.618			New Project
		P 2024 M001 - National Highway Performance Program (NHPP)	1.370			
		R 2024 L050 - NATIONAL HIGHWAY SYSTEM	1.370			
Highway and Bridge			I-Total:			8.358
MERRIMACK 13923 [3804] <u>Red List Bridges</u>	MCGAW BRIDGE ROAD	BRIDGE REPLACEMENT OVER BABOOSIC BROOK - 116/137 {Red List}				Specific project from Statewide program. Local Administration.
		C 2017 SAB - STATE AID BRIDGE (State FY), 20% = Town	.434			New Project
		P 2016 SAB - STATE AID BRIDGE (State FY), 20% = Town	.064			
		R 2016 SAB - STATE AID BRIDGE (State FY), 20% = Town	.005			
Highway and Bridge			I-Total:			.503
METRO PLANNING MPO1 [667] <u>Mandated Federal</u>	PLANNING & RESEARCH	MANCHESTER METROPOLITAN PLANNING ORGANIZATION, ANTICIPATED FUNDS FOR UNIFIED PLANNING WORK PROGRAMS				Annual required program. Reflects anticipated federal revenues.
		P 2015 M450 - Metropolitan Planning Program	.638			
		P 2016 M450 - Metropolitan Planning Program	.638			
		P 2017 M450 - Metropolitan Planning Program	.638			
		P 2018 M450 - Metropolitan Planning Program	.638			
		P 2019 M450 - Metropolitan Planning Program	.638			
		P 2020 M450 - Metropolitan Planning Program	.638			
		P 2021 M450 - Metropolitan Planning Program	.638			
		P 2022 M450 - Metropolitan Planning Program	.638			
		P 2023 M450 - Metropolitan Planning Program	.638			
		P 2024 M450 - Metropolitan Planning Program	.638			
Highway and Bridge			I-Total:			6.378

Project Name/#/Id	Route/Road:	Location; Scope of Work	I\$(M)	Previous Prog. Yr	Previous Total\$	Comments:
METRO PLANNING MPO2 [809]	PLANNING & RESEARCH	NASHUA METROPOLITAN PLANNING ORGANIZATION, ANTICIPATED FUNDS FOR UNIFIED PLANNING WORK PROGRAMS				Annual required program. Reflects anticipated federal revenues.
<u>Mandated Federal</u>						
		P 2015 M450 - Metropolitan Planning Program	.539			
		P 2016 M450 - Metropolitan Planning Program	.539			
		P 2017 M450 - Metropolitan Planning Program	.539			
		P 2018 M450 - Metropolitan Planning Program	.539			
		P 2019 M450 - Metropolitan Planning Program	.539			
		P 2020 M450 - Metropolitan Planning Program	.539			
		P 2021 M450 - Metropolitan Planning Program	.539			
		P 2022 M450 - Metropolitan Planning Program	.539			
		P 2023 M450 - Metropolitan Planning Program	.539			
		P 2024 M450 - Metropolitan Planning Program	.539			
			<u>.539</u>			
Highway and Bridge			I-Total:		5.389	
METRO PLANNING MPO3 [811]	PLANNING & RESEARCH	STRAFFORD METROPOLITAN PLANNING ORGANIZATION, ANTICIPATED FUNDS FOR UNIFIED PLANNING WORK PROGRAMS				Annual required program. Reflects anticipated federal revenues.
<u>Mandated Federal</u>						
		P 2015 M450 - Metropolitan Planning Program	.382			
		P 2016 M450 - Metropolitan Planning Program	.382			
		P 2017 M450 - Metropolitan Planning Program	.382			
		P 2018 M450 - Metropolitan Planning Program	.382			
		P 2019 M450 - Metropolitan Planning Program	.382			
		P 2020 M450 - Metropolitan Planning Program	.382			
		P 2021 M450 - Metropolitan Planning Program	.382			
		P 2022 M450 - Metropolitan Planning Program	.382			
		P 2023 M450 - Metropolitan Planning Program	.382			
		P 2024 M450 - Metropolitan Planning Program	.382			
			<u>.382</u>			
Highway and Bridge			I-Total:		3.825	

Project Name/#/Id	Route/Road:	Location; Scope of Work	I\$(M)	Previous Prog. Yr	Previous Total\$	Comments:
METRO PLANNING MPO4 [810]	PLANNING & RESEARCH	ROCKINGHAM METROPOLITAN PLANNING ORGANIZATION, ANTICIPATED FUNDS FOR UNIFIED PLANNING WORK PROGRAMS				Annual required program. Reflects anticipated federal revenues.
<u>Mandated Federal</u>						
		P 2015 M450 - Metropolitan Planning Program	.429			
		P 2016 M450 - Metropolitan Planning Program	.429			
		P 2017 M450 - Metropolitan Planning Program	.429			
		P 2018 M450 - Metropolitan Planning Program	.429			
		P 2019 M450 - Metropolitan Planning Program	.429			
		P 2020 M450 - Metropolitan Planning Program	.429			
		P 2021 M450 - Metropolitan Planning Program	.429			
		P 2022 M450 - Metropolitan Planning Program	.429			
		P 2023 M450 - Metropolitan Planning Program	.429			
		P 2024 M450 - Metropolitan Planning Program	.429			
Highway and Bridge			I-Total:		4.286	
MILFORD 13692 B [8621]	NH 101	SAFETY IMPROVEMENTS FROM WILTON ROAD TO NH101 AND ELM STREET INTERSECTION				Prioritized improvements from corridor project
<u>Individual Projects</u>						
		C 2015 M001 - National Highway Performance Program (NHPP)	1.648			New Project
		C 2016 M001 - National Highway Performance Program (NHPP)	1.757			
Highway and Bridge			I-Total:		3.405	
MILFORD 22372 [8352]	JENNISON ROAD	BRIDGE REHABILITATION OVER HARTSHORN BROOK - 099/150 [SAB*4216] {State Aid Bridge Program}				
<u>Bridges</u>						
		C 2016 SAB - STATE AID BRIDGE (State FY), 20% = Town	.170			New Project
Highway and Bridge			I-Total:		.170	
Nashua [8817]	Boire Field	Preservation - taxiway improvements. Control tower, hazard beacon, and SRE imporvements. Master planning.				
<u>Aeronautics</u>						
		2015 AIP - AIRPORT IMPROVEMENT PROGRAM	.688			
		2016 AIP - AIRPORT IMPROVEMENT PROGRAM	.355			
		2017 AIP - AIRPORT IMPROVEMENT PROGRAM	.366			
		2018 AIP - AIRPORT IMPROVEMENT PROGRAM	.681			
		2019 AIP - AIRPORT IMPROVEMENT PROGRAM	7.386			
Aeronautics			I-Total:		9.476	

Project Name/#/Id	Route/Road:	Location; Scope of Work	I\$(M)	Previous Prog. Yr	Previous Total\$	Comments:
NASHUA	NASHUA TRANSIT SYSTEM	CAPITAL PLANNING PROGRAM				Annual Program Funding. Assumes 20% match of the federal funds.
[608]						
<u>Transit</u>						
		2015 FT12 - FTA SECTION 5307 URBAN TRANSIT CAPITAL & PLAN.	.165			
		2016 FT12 - FTA SECTION 5307 URBAN TRANSIT CAPITAL & PLAN.	.170			
		2017 FT12 - FTA SECTION 5307 URBAN TRANSIT CAPITAL & PLAN.	.176			
		2018 FT12 - FTA SECTION 5307 URBAN TRANSIT CAPITAL & PLAN.	.181			
		2019 FT12 - FTA SECTION 5307 URBAN TRANSIT CAPITAL & PLAN.	.187			
		2020 FT12 - FTA SECTION 5307 URBAN TRANSIT CAPITAL & PLAN.	.193			
		2021 FT12 - FTA SECTION 5307 URBAN TRANSIT CAPITAL & PLAN.	.199			
		2022 FT12 - FTA SECTION 5307 URBAN TRANSIT CAPITAL & PLAN.	.206			
		2023 FT12 - FTA SECTION 5307 URBAN TRANSIT CAPITAL & PLAN.	.212			
		2024 FT12 - FTA SECTION 5307 URBAN TRANSIT CAPITAL & PLAN.	.219			
Transit			I-Total:		1.910	
NASHUA	NASHUA TRANSIT SYSTEM	OPERATING ASSISTANCE				Annual Program Funding. Assumes 20% match of the federal funds.
[609]						
<u>Transit</u>						
		2015 FT12 - FTA SECTION 5307 URBAN TRANSIT CAPITAL & PLAN.	1.502			
		2016 FT12 - FTA SECTION 5307 URBAN TRANSIT CAPITAL & PLAN.	1.550			
		2017 FT12 - FTA SECTION 5307 URBAN TRANSIT CAPITAL & PLAN.	1.599			
		2018 FT12 - FTA SECTION 5307 URBAN TRANSIT CAPITAL & PLAN.	1.651			
		2019 FT12 - FTA SECTION 5307 URBAN TRANSIT CAPITAL & PLAN.	1.703			
		2020 FT12 - FTA SECTION 5307 URBAN TRANSIT CAPITAL & PLAN.	1.758			
		2021 FT12 - FTA SECTION 5307 URBAN TRANSIT CAPITAL & PLAN.	1.814			
		2022 FT12 - FTA SECTION 5307 URBAN TRANSIT CAPITAL & PLAN.	1.872			
		2024 FT12 - FTA SECTION 5307 URBAN TRANSIT CAPITAL & PLAN.	1.994			
Transit			I-Total:		15.443	

Project Name/#/Id	Route/Road:	Location; Scope of Work		I\$(M)	Previous Prog. Yr	Previous Total\$	Comments:
NASHUA [3799]	NASHUA TRANSIT SYSTEM	PREVENTIVE MAINTENANCE					Annual Program Funding. Assumes 20% match of the federal funds.
<u>Transit</u>							
		2015	FT12 - FTA SECTION 5307 URBAN TRANSIT CAPITAL & PLAN.	.474			
		2016	FT12 - FTA SECTION 5307 URBAN TRANSIT CAPITAL & PLAN.	.489			
		2017	FT12 - FTA SECTION 5307 URBAN TRANSIT CAPITAL & PLAN.	.505			
		2018	FT12 - FTA SECTION 5307 URBAN TRANSIT CAPITAL & PLAN.	.521			
		2019	FT12 - FTA SECTION 5307 URBAN TRANSIT CAPITAL & PLAN.	.538			
		2020	FT12 - FTA SECTION 5307 URBAN TRANSIT CAPITAL & PLAN.	.555			
		2021	FT12 - FTA SECTION 5307 URBAN TRANSIT CAPITAL & PLAN.	.573			
		2022	FT12 - FTA SECTION 5307 URBAN TRANSIT CAPITAL & PLAN.	.591			
		2023	FT12 - FTA SECTION 5307 URBAN TRANSIT CAPITAL & PLAN.	.610			
		2024	FT12 - FTA SECTION 5307 URBAN TRANSIT CAPITAL & PLAN.	.629			
Transit				I-Total:	5.484		
NASHUA 10136 A [3593]	NH 101A	WIDENING AND IMPROVEMENTS, PHASE I, FROM SUNAPEE ST TO BLACKSTON DR.(INCLUDES PE AND ROW FROM SOMERSET PARKWAY TO CELINA AVE) (Milford to Nashua 10136)					
<u>Individual Projects</u>							
		C	2020	M001 - National Highway Performance Program (NHPP)	4.200	2020	
		P	2017	L050 - NATIONAL HIGHWAY SYSTEM	1.500		
		R	2018	L050 - NATIONAL HIGHWAY SYSTEM	2.700		
Highway and Bridge				I-Total:	8.400	3.849	
NASHUA 10136 B [8008]	NH 101A	WIDENING AND IMPROVEMENTS, PHASE II, FROM SOMERSET PARKWAY TO SUNAPEE ST AND BLACKSTONE DR TO CELINA AVE					
<u>Individual Projects</u>							
		C	2022	L050 - NATIONAL HIGHWAY SYSTEM	4.889	New Project	
		P	2019	M001 - National Highway Performance Program (NHPP)	1.756		
		R	2021	M001 - National Highway Performance Program (NHPP)	3.740		
Highway and Bridge				I-Total:	10.385		
NASHUA 13117 [2344]	FEE TPK	CONSTRUCT PARK AND RIDE AND ACCESSORY FACILITIES AT UP TO TWO NASHUA LOCATIONS (CMAQ Program) [98-13CM]					Specific project from Statewide program. ROW funds programmed previously. Local Administration.
<u>Mandated Federal</u>							
		C	2019	L400 - CONGESTION MITIGATION & AIR QUALITY IMPROVEMENT	2.868	2014	
		R	2017	L400 - CONGESTION MITIGATION & AIR QUALITY IMPROVEMENT	2.587		
Highway and Bridge				I-Total:	5.455	2.450	

Project Name/#/Id	Route/Road:	Location; Scope of Work		I\$(M)	Previous Prog. Yr	Previous Total\$	Comments:
NASHUA 14815 [6225] Transit		PURCHASE TWO NEW CNG BUSES (CMAQ Program) [06-13CM]					Specific project from Statewide program. Local Administration.
Transit		2015 FT19 - FTA SECTION 5309 CAPITAL FUNDS		.913			
				I-Total:			.913
NASHUA 16314 [3536] Individual Projects	EAST HOLLIS STREET	RECONSTRUCTION OF EAST HOLLIS STREET FROM MAIN STREET TO HUDSON TOWN LINE TO IMPROVE CAPACITY					Local Administration, NHDOT Match. City Urban Compact project.
Highway and Bridge		C 2015 L200 - STP - AREAS LESS THAN 200,000		1.966	2022		
				I-Total:			2.320
Nashua - Bedford [8829] Individual Projects	F.E. Everett TPK	ITS deployment on Central Turnpike					Proposed Expanded Turnpike Capital Program. Existing toll revenue.
Highway and Bridge		C 2016 TPK - TURNPIKE EXPANSION (State FY)		2.000			
		C 2017 TPK - TURNPIKE EXPANSION (State FY)		2.000			
		P 2015 TPK - TURNPIKE EXPANSION (State FY)		.100			
				I-Total:			4.100
NASHUA - BEDFORD 13761 [3662] Individual Projects	F.E.E.Tpk	WIDEN EXISTING 2-LANE SECTIONS OF THE TURNPIKE TO A 3-LANE TYPICAL FROM EXIT 8 IN NAHUA TO I-293 IN BEDFORD					Proposed Expanded Turnpike Capital Program.Existing toll revenue.
Highway and Bridge		C 2022 TPK - TURNPIKE EXPANSION (State FY)		18.000		New Project	
		C 2023 TPK - TURNPIKE EXPANSION (State FY)		20.000		New Project	
		C 2024 TPK - TURNPIKE EXPANSION (State FY)		18.000		New Project	
		P 2015 TPK - TURNPIKE EXPANSION (State FY)		1.000			
		P 2016 TPK - TURNPIKE EXPANSION (State FY)		1.000			
		P 2019 TPK - TURNPIKE EXPANSION (State FY)		3.000			
		P 2020 TPK - TURNPIKE EXPANSION (State FY)		2.000			
		R 2020 TPK - TURNPIKE EXPANSION (State FY)		3.000			
		R 2021 TPK - TURNPIKE EXPANSION (State FY)		4.000			
				I-Total:			70.000

Project Name/#/Id	Route/Road:	Location; Scope of Work	I\$(M)	Previous Prog. Yr	Previous Total\$	Comments:
NEW BOSTON 15505 [6988] <u>Bridges</u>	TUCKER MILL ROAD	BRIDGE REPLACEMENT OVER MID BRANCH PISCATAQUOG RIVER - 087/150				Specific project from Statewide program, Local Administration.
		C 2023 SAB - STATE AID BRIDGE (State FY), 20% = Town	.651		New Project	
		P 2023 SAB - STATE AID BRIDGE (State FY), 20% = Town	.106			
		R 2023 SAB - STATE AID BRIDGE (State FY), 20% = Town	.007			
Highway and Bridge			I-Total:			.763
New Castle CS3 [9021] <u>Individual Projects</u>	NH 1B	Feasibility study for causeway improvements				GACIT addition
Highway and Bridge		P 2018 M240 - STP - Flexible	.100		New Project	
			I-Total:			.100
NEW CASTLE - RYE 16127 [5558] <u>Red List Bridges</u>	NH 1B	REHABILITATE SINGLE LEAF BASCULE MOVEABLE BRIDGE OVER LITTLE HARBOR - 066/071 {Red List}				2013 Bridge Priority #17
Highway and Bridge		C 2017 L1C0 - BRIDGE PROGRAM - ON/OFF SYSTEM	9.342	2015		
		C 2018 L1C0 - BRIDGE PROGRAM - ON/OFF SYSTEM	10.776	2016		
		P 2015 L1C0 - BRIDGE PROGRAM - ON/OFF SYSTEM	.516			
		P 2015 L200 - STP - AREAS LESS THAN 200,000	.052			
			I-Total:			20.686
						10.000
NEW IPSWICH 14465 [2757] <u>Red List Bridges</u>	NH 123 / 124	REPLACE BRIDGE OVER SOUHEGAN RIVER - 157/093 {Red List}				2013 Bridge Priority #5. Advance construction payback.
Highway and Bridge		C 2015 M240 - STP - Flexible	1.032		New Project	
			I-Total:			1.032
NEWINGTON - DOVER 11238 [1191] <u>Mandated Federal</u>	NH 16 / US 4 / SPLDG TPK	WIDEN TURNPIKE INCLUDING LITTLE BAY BRIDGES FROM GOSLING ROAD TO DOVER TOLL				Turnpike Capital Program - overall project for Little Bay bridge and Newington interchange construction, pe, & row. Specific Construction projects broken out separately and include earmark federal funding.
Highway and Bridge		C 2015 TPK - TURNPIKE EXPANSION (State FY)	.080		New Project	
		C 2016 TPK - TURNPIKE EXPANSION (State FY)	.080			
		C 2017 TPK - TURNPIKE EXPANSION (State FY)	.080			
			I-Total:			.240
						3.200

Project Name/#/Id	Route/Road:	Location; Scope of Work	I\$(M)	Previous Prog. Yr	Previous Total\$	Comments:
NEWINGTON - DOVER 11238 M [7075]	NH 16 / US 4 / SPLDG TPK	EXIT 3 & 4 INTERCHANGE CONSTRUCTION AND MAINLINE TURNPIKE CONSTRUCTION [PARENT = N-D 11238]				Specific Project Breakout from Newington-Dover 11238. Construction cash flow.
Individual Projects						
Highway and Bridge		C 2015 TPK - TURNPIKE EXPANSION (State FY)	11.855		New Project	
		I-Total:	11.855			44.641
NEWINGTON - DOVER 11238 O [7077]	NH 16 / US 4 / SPLDG TPK	REHABILITATION OF EXISTING LITTLE BAY BRIDGE & BRIDGE APPROACH CONSTRUCTION [PARENT N-D 11238]				Specific project breakout from Newington-Dover 11238, Turnpike Capital Program. Construction cash flow.
Bridges						
Highway and Bridge		C 2015 TPK - TURNPIKE EXPANSION (State FY)	14.900			
		C 2016 TPK - TURNPIKE EXPANSION (State FY)	17.000	2014		
		C 2017 TPK - TURNPIKE EXPANSION (State FY)	2.100	2014		
		I-Total:	34.000			33.984
NEWINGTON - DOVER 11238 Q [7228]	NH 16, US 4 & SPAULDING TURNPIKE	EXIT 6 INTERCHANGE AND MAINLINE TURNPIKE CONSTRUCTION, INCLUDING SOUNDWALLS (PARENT N-D 11238)				Specific project breakout from Newington-Dover 11238, Turnpike Capital Program. Authorized under HB 391. Existing toll revenue.
Individual Projects						
Highway and Bridge		C 2017 TPK - TURNPIKE EXPANSION (State FY)	4.400	2014		
		C 2018 TPK - TURNPIKE EXPANSION (State FY)	13.800	2014		
		C 2019 TPK - TURNPIKE EXPANSION (State FY)	13.800	2014		
		C 2020 TPK - TURNPIKE EXPANSION (State FY)	13.800	2014		
		C 2021 TPK - TURNPIKE EXPANSION (State FY)	3.400	2014		
		I-Total:	49.200			42.179
NEWINGTON - DOVER 11238 S [7233]	SPAULDING TURNPIKE / LITTLE BAY BRIDGES	GENERAL SULLIVAN BRIDGE REHABILITATION				Specific project breakout from Newington-Dover 11238, Turnpike Capital Program. Authorized under HB 391. Existing toll revenue.
Individual Projects						
Highway and Bridge		C 2019 TPK - TURNPIKE EXPANSION (State FY)	5.800	2015		
		C 2020 TPK - TURNPIKE EXPANSION (State FY)	11.500	2016		
		C 2021 TPK - TURNPIKE EXPANSION (State FY)	11.500	2017		
		C 2022 TPK - TURNPIKE EXPANSION (State FY)	2.900			
		I-Total:	31.700			31.069

Project Name/#/Id	Route/Road:	Location; Scope of Work	I\$(M)	Previous Prog. Yr	Previous Total\$	Comments:
NEWINGTON - DOVER 11238 U [9016]		CONSTRUCTION OF SPAULDING TURNPIKE MAINTENANCE FACILITY IN NEWINGTON				Specific project breakout from Newington-Dover 11238, Turnpike Capital Program. Authorized under HB 391. Existing toll revenue.
Individual Projects						
Highway and Bridge		C 2020 TPK - TURNPIKE EXPANSION (State FY)	4.000			
		I-Total:	4.000			
NEWPORT 14969 [6683]	PARADISE ROAD	BRIDGE REPLACEMENT OVER SUGAR RIVER - 177/117				Specific project from Statewide program. Local Administration.
Bridges						
Highway and Bridge		C 2015 SAB - STATE AID BRIDGE (State FY), 20% = Town	.578	New Project		
		P 2015 SAB - STATE AID BRIDGE (State FY), 20% = Town	.103			
		R 2015 SAB - STATE AID BRIDGE (State FY), 20% = Town	.005			
		I-Total:	.686			
NEWPORT 20006 [7818]	SAND HILL ROAD	BRIDGE REHABILITATION - 154/129 [SAB*4216] {State Aid Bridge Program}				Specific project from Statewide program, Local Administration.
Bridges						
Highway and Bridge		C 2019 SAB - STATE AID BRIDGE (State FY), 20% = Town	.094	2019		
		P 2019 SAB - STATE AID BRIDGE (State FY), 20% = Town	.021			
		R 2019 SAB - STATE AID BRIDGE (State FY), 20% = Town	.002			
		I-Total:	.117		0.100	
Newton CS2 [9020]	NH 108	Intersection improvements at NH 108 and Amesbury Rd				GACIT addition
Individual Projects						
Highway and Bridge		C 2022 M240 - STP - Flexible	.750	New Project		
		P 2019 M240 - STP - Flexible	.100			
		I-Total:	.850			
NORTH HAMPTON 24457 [8601]	US 1	REPLACE BRIDGE OVER BOSTON & MAINE RAILROAD - 148/132 {Red List Bridge}				2013 Bridge Priority #46
Red List Bridges						
Highway and Bridge		C 2021 L1C0 - BRIDGE PROGRAM - ON/OFF SYSTEM	3.740	New Project		
		P 2018 L1C0 - BRIDGE PROGRAM - ON/OFF SYSTEM	.250			
		R 2018 L1C0 - BRIDGE PROGRAM - ON/OFF SYSTEM	.125			
		I-Total:	4.114			

Project Name/#/Id	Route/Road:	Location; Scope of Work	I\$(M)	Previous Prog. Yr	Previous Total\$	Comments:
NORTH HAVERHILL [8129] <u>Aeronautics</u>	DEAN MEMORIAL AIRPORT	Preservation - taxiway and apron improvements. Lighting, marking, and signage improvements. Master planning and wildlife hazard assessment.				
		2015 AIP - AIRPORT IMPROVEMENT PROGRAM	.217			
		2016 AIP - AIRPORT IMPROVEMENT PROGRAM	.224			
		2017 AIP - AIRPORT IMPROVEMENT PROGRAM	.198			
		2018 AIP - AIRPORT IMPROVEMENT PROGRAM	.181			
		2019 AIP - AIRPORT IMPROVEMENT PROGRAM	.112			
Aeronautics		I-Total:	.932			
NORTHFIELD - TILTON 16147 [7357] <u>Red List Bridges</u>	I-93	REHABILITATE BRIDGES OVER WINNIPESAUKEE RIVER AND RAILROAD DECK REPLACEMENT - 117/157 & 118/158 (Red List Bridges)				2013 Bridge Priority #38 & 39
		C 2019 M240 - STP - Flexible	5.560	2017		
		C 2020 L1C0 - BRIDGE PROGRAM - ON/OFF SYSTEM	5.738	2016		
Highway and Bridge		I-Total:	11.298			10.100
NORTHUMBERLAND 14234 [5630] <u>Bridges</u>	BROOKLYN STREET	BRIDGE REPLACEMENT OVER ROARING BROOK - 108/114				Specific project from Statewide program, Local Administration.
		C 2024 SAB - STATE AID BRIDGE (State FY), 20% = Town	1.842	2014		
		R 2024 SAB - STATE AID BRIDGE (State FY), 20% = Town	.006			
Highway and Bridge		I-Total:	1.848			1.344
NOTTINGHAM 15720 [7258] <u>Bridges</u>	DEERFIELD ROAD	BRIDGE REPLACEMENT OVER BACK CREEK - 102/085 (NEW)				Specific project from Statewide program, Local Administration. Advanced Constructed in SFY 2009.
		C 2016 SAB - STATE AID BRIDGE (State FY), 20% = Town	.214	2016		
Highway and Bridge		I-Total:	.214			0.201
OSSIPEE 10431 [95] <u>Individual Projects</u>	NH 16	PAVEMENT REHABILITATION & INTERSECTION IMPROVEMENTS FROM @ NH 28				
		C 2017 L050 - NATIONAL HIGHWAY SYSTEM	3.297	2017		
Highway and Bridge		I-Total:	3.297			3.481

Project Name/#/Id	Route/Road:	Location; Scope of Work		I\$(M)	Previous Prog. Yr	Previous Total\$	Comments:
OSSIPEE 13910 [1888] <i>Individual Projects</i>	NH 16, NH 25, NH 41	INTERSECTION IMPROVEMENTS IN WEST OSSIPEE AT THE INTERSECTION OF NH 16 AND NH 25					
		C 2019 L050 - NATIONAL HIGHWAY SYSTEM		1,590	2019		
Highway and Bridge				I-Total: 1,590		1,935	
OSSIPEE 14749 [2762] <i>Red List Bridges</i>	NH 16 / NH 25	REPLACE THREE RED LIST BRIDGES 137/299, 137/297, & 152/268 & RESURFACE APPROX 3.2 MILES					2013 Bridge Priorities #21, #22, and #23 Scope intent to address bridges and pavement condition only.
		C 2017 M001 - National Highway Performance Program (NHPP)		5,496	2017		
		C 2018 M001 - National Highway Performance Program (NHPP)		4,537	2018		
		P 2015 M001 - National Highway Performance Program (NHPP)		.250			
		R 2015 M001 - National Highway Performance Program (NHPP)		.188			
Highway and Bridge				I-Total: 10,470		10,018	
PELHAM 16145 [7436] <i>Red List Bridges</i>	MAIN STREET	BRIDGE REPLACEMENT OVER BEAVER BROOK - 110/090 & 111/090 {Both Red List}					2013 Bridge Priority #18 & 100
		C 2017 L1C0 - BRIDGE PROGRAM - ON/OFF SYSTEM		2,200	2017		
Highway and Bridge				I-Total: 2,200		2,000	
PELHAM 26762 [11718] <i>Bridges</i>	WILLOW STREET	BRIDGE REPLACEMENT OVER BEAVER BROOK - 105/069, STATE AID BRIDGE (SAB)					Specific project from Statewide program. Local Administration.
		C 2022 SAB - STATE AID BRIDGE (State FY), 20% = Town		.965	New Project		
		P 2022 SAB - STATE AID BRIDGE (State FY), 20% = Town		.154			
		R 2022 SAB - STATE AID BRIDGE (State FY), 20% = Town		.006			
Highway and Bridge				I-Total: 1,126			
PEMBROKE 14477 A [6049] <i>Individual Projects</i>	US 3 / PEMBROKE HILL RD	INTERSECTION IMPROVEMENT PROJECT [Section 1702 - Designated Project; Demo Id NH042 & NH061]					Earmarked funding.
		C 2015 HY20 - HIGH PRIORITY PROJ SEC 1702		.162	New Project		
		C 2015 LY20 - HIGH PRIORITY PROJ SEC 1702		1,447	New Project		
		C 2015 M240 - STP - Flexible		.789	New Project		
Highway and Bridge				I-Total: 2,399			

Project Name/#/Id	Route/Road:	Location; Scope of Work	I\$(M)	Previous Prog. Yr	Previous Total\$	Comments:
PETERBOROUGH 14772 A [6501]	US 202	RECONSTRUCT 1000' AT MAIN STREET INTERSECTION. ALSO RECONSTRUCT GRANITE BLOCK WALL ALONG US 202 THAT CONNECTS TO MAIN STREET BRIDGE ABUTMENT (Town-Owned)				Specific project from overall project (id #2760) Local Administration
Individual Projects						
		C 2016 L200 - STP - AREAS LESS THAN 200,000	1.065	2016		
		C 2016 L200 - STP - AREAS LESS THAN 200,000	1.065	2016		
Highway and Bridge			I-Total: 2.130			2.400
PETERBOROUGH 15879 [6779]	US 202 / NH 101	REPLACE BRIDGE INCLUDING REPLACE DECK AND PAINT GIRDERS OVER CONTOOCOOK RIVER - 087/077 {Red List}				2013 Bridge Priority #47
Red List Bridges						
Highway and Bridge		C 2019 L1C0 - BRIDGE PROGRAM - ON/OFF SYSTEM	4.682	2018		
			I-Total: 4.682			4.000
PETERBOROUGH 24500 [8604]	NH 136	BRIDGE REPLACEMENT - 110/115 {Redlist Bridge}				2013 Bridge Priority #56
Red List Bridges						
Highway and Bridge		C 2020 M240 - STP - Flexible	1.329	New Project		
			I-Total: 1.329			
PIERMONT 16193 [7779]	BARTON ROAD	BRIDGE REPAIR / REPLACEMENT OVER EASTMAN BROOK - 092/103 {Red List} [SAB*4216] {State Aid Bridge Program}				Specific project from Statewide program, Local Administration.
Bridges						
		C 2018 SAB - STATE AID BRIDGE (State FY), 20% = Town	.342	2018		
		R 2018 SAB - STATE AID BRIDGE (State FY), 20% = Town	.006			
Highway and Bridge			I-Total: .348			0.434
PLAISTOW 10044 G [6371]	NH 125	RECONSTRUCT EAST RD TO OLD RD (Parent = Plaistow-Kingston 10044B)				Specific project breakout project from Plaistow-Kingston project.
Individual Projects						
		C 2016 M001 - National Highway Performance Program (NHPP)	7.301	2014		
		C 2016 NON - OTHER NON PARTICIPATING	.213	2015		
Highway and Bridge			I-Total: 7.514			5.975
PLAISTOW 20163 [7880]	RAIL	EXTEND MBTA COMMUTER RAIL SERVICE FROM HAVERHILL, MA. TO PLAISTOW. CONSTRUCT PLATFORM & ENCLOSED WAITING AREA. ACQUIRE EASEMENT FOR CONSTRUCTION OF RAIL SIDING. ACQUIRE LAND FOR LOCOMOTIVE LAYOVER FACILITY. OPERATE 10 TRAILS ROUND TRIPS [10-17CM]				
Mandated Federal						
Rail		R 2015 L40R - CONGESTION MITIGATION AND AIR QUALITY IMPROVEME	2.140			
			I-Total: 2.140			

Project Name/#/Id	Route/Road:	Location; Scope of Work	I\$(M)	Previous Prog. Yr	Previous Total\$	Comments:
PLAISTOW 23117 [8557] <u>Bridges</u>	WESTVILLE ROAD	BRIDGE REPLACEMENT OVER LITTLE RIVER - 122/072 [SAB*4216] {State Aid Bridge Program}				Specific project from Statewide program. Local Administration.
		C 2018 SAB - STATE AID BRIDGE (State FY), 20% = Town	.885		New Project	
		P 2018 SAB - STATE AID BRIDGE (State FY), 20% = Town	.125			
		R 2018 SAB - STATE AID BRIDGE (State FY), 20% = Town	.011			
Highway and Bridge		I-Total:	1.021			
PLAISTOW - KINGSTON 10044 E [3898] <u>Individual Projects</u>	NH 125	RECONSTRUCT FROM 1/4 MI SOUTH OF PLAISTOW / KINGSTON T/L NORTHERLY APPROX 1.8 MI INCLUDING EXTENSION OF KINGSTON RD. (PE & ROW FUNDING INCLUDED UNDER PLAISTOW-KINGSTON 10044B) (PARENT=KINGSTON 10044B)				Specific project breakout project from Plaistow-Kingston project.
		C 2022 M001 - National Highway Performance Program (NHPP)	10.293		New Project	
		C 2023 M001 - National Highway Performance Program (NHPP)	8.631		New Project	
		P 2017 M001 - National Highway Performance Program (NHPP)	3.847			
		P 2018 M001 - National Highway Performance Program (NHPP)	3.403			
		R 2018 M001 - National Highway Performance Program (NHPP)	1.134			
Highway and Bridge		I-Total:	27.308			
PORTSMOUTH 13455 D [7434] <u>Red List Bridges</u>	US 1 BYPASS	REPLACE BRIDGES (205/116) WOODBURY AVENUE AND (211/114) STARK STREET OVER US 1 BYPASS {Both Red List} (Pe & Row in Parent 13455)				2013 Bridge Priority #14 & 67. Breakout from 13455.
		C 2020 L200 - STP - AREAS LESS THAN 200,000	8.371		2022	
Highway and Bridge		I-Total:	8.371			6.300
Portsmouth 27690 [12298] <u>Red List Bridges</u>	US 1 Bypass	Culvert replacement, over Hodgson Brook Br #192/106. (Red List)				Bridge Priority List #53
		C 2024 M240 - STP - Flexible	2.740		New Project	
Highway and Bridge		I-Total:	2.740			
PORTSMOUTH - MANCHESTER 68087 [7881] <u>Transit</u>	VARIOUS	BUS SERVICE BETWEEN PORTSMOUTH & MANCHESTER. CONNECT PORTSMOUTH, DOWNTOWN MANCHESTER & BR AIRPORT [06-02CM]				Specific project from Statewide program, Local Administration.
		C 2015 FT12 - FTA SECTION 5307 URBAN TRANSIT CAPITAL & PLAN.	.860			
		C 2016 FT12 - FTA SECTION 5307 URBAN TRANSIT CAPITAL & PLAN.	.533			
Transit		I-Total:	1.392			0.833

Project Name/#/Id	Route/Road:	Location; Scope of Work	I\$(M)	Previous Prog. Yr	Previous Total\$	Comments:
PORTSMOUTH - NEWINGTON [8144] <u>Aeronautics</u>	PORTSMOUTH INTERNATIONAL AIRPORT AT PEASE	Preservation - runway, taxiway, and apron improvements. SRE and deicing enhancements. Terminal access improvements. Master planning and other activities.				
		2015 AIP - AIRPORT IMPROVEMENT PROGRAM	1.754			
		2016 AIP - AIRPORT IMPROVEMENT PROGRAM	10.650			
		2017 AIP - AIRPORT IMPROVEMENT PROGRAM	10.991			
		2018 AIP - AIRPORT IMPROVEMENT PROGRAM	1.635			
		2019 AIP - AIRPORT IMPROVEMENT PROGRAM	<u>5.203</u>			
Aeronautics		I-Total:	30.233			
PORTSMOUTH RPC30 [1893] <u>Individual Projects</u>	US 1	Capacity improvements from Constitution to Wilson and Ocean to White Cedar				
		C 2022 L200 - STP - AREAS LESS THAN 200,000	5.597		New Project	
		P 2019 L200 - STP - AREAS LESS THAN 200,000	1.171			
		R 2020 L230 - STP - URBANIZED AREAS OVER 200,000	<u>1.812</u>			
Highway and Bridge		I-Total:	8.579			
PORTSMOUTH, NH - KITTERY, ME 15731 [5559] <u>Red List Bridges</u>	US 1 BYPASS	BRIDGE REPLACEMENT & PAINT OVER PISCATAQUA RIVER - 251/108 (Sarah Mildred Long Bridge) (Red List)				2013 Bridge Priority #1. Funding as outlined in Bi-State Task Force report.
		C 2015 L1C0 - BRIDGE PROGRAM - ON/OFF SYSTEM	24.000	2014		
		C 2015 ME - MAINE'S CONTRIBUTION	24.000	2014		
		C 2015 NON - OTHER NON PARTICIPATING	5.000	2014		
		C 2016 L1C0 - BRIDGE PROGRAM - ON/OFF SYSTEM	24.500	2015		
		C 2016 ME - MAINE'S CONTRIBUTION	24.500	2015		
		C 2017 L1C0 - BRIDGE PROGRAM - ON/OFF SYSTEM	24.000	2016		
		C 2017 ME - MAINE'S CONTRIBUTION	24.000	2016		
		R 2015 L1C0 - BRIDGE PROGRAM - ON/OFF SYSTEM	.200			
		R 2015 NON - OTHER NON PARTICIPATING	<u>.200</u>			
Highway and Bridge		I-Total:	150.400		109.850	
PORTSMOUTH, NH - KITTERY, ME 16189 [7778] <u>Bridges</u>	I-95	REHABILITATION OF BRIDGE OVER PISCATAQUA RIVER - 258/128				2013 Bridge Priority #24. Specific project from Statewide program
		C 2018 ME - MAINE'S CONTRIBUTION	4.083	2017		
		C 2018 TRR - TURNPIKE RENEWAL & REPLACEMENT (State FY)	1.800	2017		
		C 2019 TRR - TURNPIKE RENEWAL & REPLACEMENT (State FY)	<u>1.800</u>	2017		
Highway and Bridge		I-Total:	7.683		8.000	

Project Name/#/Id	Route/Road:	Location; Scope of Work		I\$(M)	Previous Prog. Yr	Previous Total\$	Comments:
RINDGE 22652 [8373] <u>Bridges</u>	WELLINGTON ROAD	BRIDGE REPLACEMENT OVER CONVERSEVILLE BROOK - 154/069 [SAB*4216] {State Aid Bridge Program}					Specific project from Statewide program. Local Administration.
		C 2020 SAB - STATE AID BRIDGE (State FY), 20% = Town		.743		New Project	
		P 2020 SAB - STATE AID BRIDGE (State FY), 20% = Town		.127			
		R 2020 SAB - STATE AID BRIDGE (State FY), 20% = Town		.012			
Highway and Bridge				I-Total:			.882
ROCHESTER [8166] <u>Aeronautics</u>	SKYHAVEN AIRPORT	Modernization - wildlife hazard fencing					
		2016 AIP - AIRPORT IMPROVEMENT PROGRAM		.095			
		2017 AIP - AIRPORT IMPROVEMENT PROGRAM		.366			
Aeronautics				I-Total:			.461
ROCHESTER [8168] <u>Aeronautics</u>	SKYHAVEN AIRPORT	Preservation - apron and parking lot improvements. Master planning and wildlife hazard assessment.					
		2015 AIP - AIRPORT IMPROVEMENT PROGRAM		.631			
		2016 AIP - AIRPORT IMPROVEMENT PROGRAM		.296			
		2017 AIP - AIRPORT IMPROVEMENT PROGRAM		1.221			
		2018 AIP - AIRPORT IMPROVEMENT PROGRAM		.378			
		2019 AIP - AIRPORT IMPROVEMENT PROGRAM		1.951			
Aeronautics				I-Total:			4.477
ROCHESTER 14350 [2750] <u>Individual Projects</u>	NH 202A (WALNUT STREET)	INTERSECTION IMPROVEMENTS TO IMPROVE SAFETY THROUGH STRAFFORD SQUARE, NORTH MAIN, & WASHINGTON STREETS					Specific project from Statewide program. Local Administration.
Highway and Bridge		C 2015 H280 - STP - HAZARD ELIMINATION PROGRAM		.722	2015		
				I-Total:			0.700
ROXBURY - SULLIVAN 10439 [102] <u>Red List Bridges</u>	NH 9	RECONSTRUCT SHOULDERS & WIDEN FROM EAST SULLIVAN, SOUTH 2.04 MI, INCLUDING BRIDGE REPLACEMENT - 093/061 (Red List)					2013 Bridge Priority #62. Scope intent to address bridge, pavement and safety improvement on existing alignment.
		C 2017 M001 - National Highway Performance Program (NHPP)		6.045	2017		
		P 2015 L050 - NATIONAL HIGHWAY SYSTEM		.227			
		P 2016 L050 - NATIONAL HIGHWAY SYSTEM		.176			
		P 2017 L050 - NATIONAL HIGHWAY SYSTEM		.060			
		R 2015 M001 - National Highway Performance Program (NHPP)		.284			
Highway and Bridge				I-Total:			5.100

~DRAFT~

Phase:

C = Construction

P = Preliminary Engineering

R = Right of Way

Project Name/#/Id	Route/Road:	Location; Scope of Work	I\$(M)	Previous Prog. Yr	Previous Total\$	Comments:
RUMNEY 27162 [11743] <u>Bridges</u>	BUFFALO ROAD	BRIDGE REPLACEMENT OVER BROOK - 093/082 [SAB*4216] {State Aid Bridge Program}				Specific project from Statewide program. Local Administration.
		C 2022 SAB - STATE AID BRIDGE (State FY), 20% = Town	.470			New Project
		P 2022 SAB - STATE AID BRIDGE (State FY), 20% = Town	.103			
		R 2022 SAB - STATE AID BRIDGE (State FY), 20% = Town	.006			
Highway and Bridge		I-Total:	.579			
SALEM 12334 [630] <u>Individual Projects</u>	NH 28	RECONSTRUCT INTERSECTION, MAIN STREET @ DEPOT STREET, INCLUDING SIGNALS, LEFT TURN LANES & APPROACHES [MUPCA*450] {Municipal Urban Program}				Specific project from Statewide program. Local Administration.
		C 2019 L230 - STP - URBANIZED AREAS OVER 200,000	2.927	2019		
		P 2015 L230 - STP - URBANIZED AREAS OVER 200,000	.013			
		R 2015 L230 - STP - URBANIZED AREAS OVER 200,000	.250			
		R 2015 L230 - STP - URBANIZED AREAS OVER 200,000	.150			
Highway and Bridge		I-Total:	3.339		3.402	
SALEM 14430 A [6114] <u>Transit</u>		TRANSIT SERVICE FOR EMPLOYEES IN THE REGION CONNECTING SALEM TO OTHER COMMUNITIES WITH THE GOAL OF FIXED ROUTE TRANSIT (CMAQ Program) [Part of 04-20CM]				Local Administration
		P 2015 L400 - CONGESTION MITIGATION & AIR QUALITY IMPROVEMENT	.316			
		P 2016 L400 - CONGESTION MITIGATION & AIR QUALITY IMPROVEMENT	.163			
Transit		I-Total:	.479			
SALEM 15592 [7089] <u>Red List Bridges</u>	CLUFFS CROSSING	REPAIR / REPLACEMENT OF BRIDGE OVER POLICY BROOK - 094/060 {Red List}				Specific project from Statewide program, Local Administration.
		C 2015 SAB - STATE AID BRIDGE (State FY), 20% = Town	.741	2015		
		R 2015 SAB - STATE AID BRIDGE (State FY), 20% = Town	.010			
Highway and Bridge		I-Total:	.751		0.728	
SALEM 15596 [7095] <u>Bridges</u>	PELHAM ROAD	BRIDGE REPLACEMENT OVER PORCUPINE BROOK - 058/074 (NEW)				Specific project from Statewide program, Local Administration.
		C 2015 SAB - STATE AID BRIDGE (State FY), 20% = Town	.483	2015		
		P 2015 SAB - STATE AID BRIDGE (State FY), 20% = Town	.068			
Highway and Bridge		I-Total:	.552		0.534	

Project Name/#/Id	Route/Road:	Location; Scope of Work	I\$(M)	Previous Prog. Yr	Previous Total\$	Comments:
SALEM 15772 [7308] <u>Bridges</u>	NORTH MAIN STREET	BRIDGE REPLACEMENT OVER WIDOW HARRIS BROOK - 115/115 [SAB*4216] {State Aid Bridge Program}				Specific project from Statewide program, Local Administration.
Highway and Bridge		C 2015 SAB - STATE AID BRIDGE (State FY), 20% = Town	.615	2015		
		I-Total:	.615			0.596
SALEM 15988 [7582] <u>Bridges</u>	TOWN FARM ROAD	BRIDGE REPLACEMENT OVER SPICKET RIVER - 118/116 [SAB*4216] {State Aid Bridge Program}				Specific project from Statewide program, Local Administration.
Highway and Bridge		C 2019 NON - OTHER NON PARTICIPATING	.015	2019		
		C 2019 SAB - STATE AID BRIDGE (State FY), 20% = Town	1.009	2019		
		I-Total:	1.024			1.052
SALEM 15989 [7583] <u>Bridges</u>	SOUTH POLICY STREET	BRIDGE REPLACEMENT - 083/062 [SAB*4216] {State Aid Bridge Program}				Specific project from Statewide program, Local Administration.
Highway and Bridge		C 2019 NON - OTHER NON PARTICIPATING	.034	2019		
		C 2019 SAB - STATE AID BRIDGE (State FY), 20% = Town	.700	2019		
		R 2019 SAB - STATE AID BRIDGE (State FY), 20% = Town	.006			
		I-Total:	.741			1.279
SALEM 20228 [7889] <u>Bridges</u>	BLUFF STREET EXT	BRIDGE REPLACEMENT OVER WIDOW HARRIS BROOK - 116/116 {Red List} (SAB*4216)				Specific project from Statewide program, Local Administration.
Highway and Bridge		C 2020 SAB - STATE AID BRIDGE (State FY), 20% = Town	.789	2020		
		R 2020 SAB - STATE AID BRIDGE (State FY), 20% = Town	.018			
		I-Total:	.807			0.765
SALEM 26486 [8766] <u>Bridges</u>	SHANNON RD	BRIDGE REPLACEMENT OVER PROVIDENCE HILL BROOK - 122/160				Specific project from Statewide program. Local Administration.
Highway and Bridge		C 2021 SAB - STATE AID BRIDGE (State FY), 20% = Town	.760	New Project		
		P 2021 NON - OTHER NON PARTICIPATING	.004			
		P 2021 SAB - STATE AID BRIDGE (State FY), 20% = Town	.138			
		R 2021 SAB - STATE AID BRIDGE (State FY), 20% = Town	.006			
		I-Total:	.909			

Project Name/#/Id	Route/Road:	Location; Scope of Work	I\$(M)	Previous Prog. Yr	Previous Total\$	Comments:
SALEM TO MANCHESTER 10418 [66] <u>I-93</u>	I-93	PROGRAMMATIC MITIGATION (CTAP, NHDES Land Protection Program) (PE & ROW Only) [Section 117 - Designated Project; Demo Id NH032, SEE 13933K]				
		P 2015 L050 - NATIONAL HIGHWAY SYSTEM	.440			
		P 2016 L050 - NATIONAL HIGHWAY SYSTEM	.110			
		R 2015 L050 - NATIONAL HIGHWAY SYSTEM	.500			
		R 2016 L050 - NATIONAL HIGHWAY SYSTEM	1.000			
Highway and Bridge		I-Total:	2.050			
SALEM TO MANCHESTER 10418 C [69] <u>I-93</u>	I-93	RECONSTRUCT & WIDEN MAINLINE, ENVIRONMENTAL IMPACT STUDY AND FINAL DESIGN FROM MASS S/L IN SALEM TO I-293 IN MANCHESTER (PE & ROW Only) [Section 1602 - Designated Project; Demo Id NH014]				Overall, corridor project overall for PE & ROW, construction broken out to individual projects.
		P 2015 M001 - National Highway Performance Program (NHPP)	.500			
		R 2015 M001 - National Highway Performance Program (NHPP)	.500			
		R 2016 L010 - INTERSTATE MAINTENANCE	1.000			
		R 2017 M001 - National Highway Performance Program (NHPP)	1.000			
Highway and Bridge		I-Total:	3.000			
SALEM TO MANCHESTER 10418 H [3138] <u>I-93</u>	I-93	PARK & RIDE @ EXIT 3 (Windham) (CMAQ Program) [Part of 04-33CM]				Reflects current construction sequencing and costs. GARVEE bonding to facilitate construction program.
		C 2015 L400 - CONGESTION MITIGATION & AIR QUALITY IMPROVEMENT	.310			Previously Programmed Beyond TYP (Deferred)
		C 2015 L400 - CONGESTION MITIGATION & AIR QUALITY IMPROVEMENT	3.000			Previously Programmed Beyond TYP (Deferred)
		C 2016 L400 - CONGESTION MITIGATION & AIR QUALITY IMPROVEMENT	3.190			Previously Programmed Beyond TYP (Deferred)
Highway and Bridge		I-Total:	6.500			
SALEM TO MANCHESTER 10418 T [7112] <u>I-93</u>	I-93	CORRIDOR SERVICE PATROL (Salem to Manchester).				Service to help manage incidents and reduce delay.
		P 2015 L050 - NATIONAL HIGHWAY SYSTEM	.100			
		P 2016 L050 - NATIONAL HIGHWAY SYSTEM	.100			
Highway and Bridge		I-Total:	.200			
SALEM TO MANCHESTER 10418 W [6052] <u>I-93</u>	I-93	WATER QUALITY STUDY [Section 1702 - Designated Project; Demo Id NH054]				Earmark funds to help address salt issues.
		P 2015 LY20 - HIGH PRIORITY PROJ SEC 1702	.653			
		P 2016 LY20 - HIGH PRIORITY PROJ SEC 1702	.234			
		P 2016 M240 - STP - Flexible	.475			
Highway and Bridge		I-Total:	1.362			

Project Name/#/Id	Route/Road:	Location; Scope of Work	I\$(M)	Previous Prog. Yr	Previous Total\$	Comments:
SALEM TO MANCHESTER 14800 A [3818]	I-93	MAINLINE, EXIT 1 TO STA. 1130 & NH38 (Salem), INCLUDES BRIDGES 073/063 & 077/063 {Both Red List} [Partial Garvee Bonded Project] (Parent = Salem to Manchester 13933*) [14800A=DEBT SERVICE & 13933D=CONST]				GARVEE Bond debt service. Debt Service portion with specific construction project. 2011 Bridges Priorities #2 and #3
<u>I-93</u>						
		C 2015 M001 - National Highway Performance Program (NHPP)	.858	2015		
		C 2015 RZED - Specific Garvee Bond Backed by US Treasury	.640	2015		
		C 2016 M001 - National Highway Performance Program (NHPP)	.858	2016		
		C 2016 RZED - Specific Garvee Bond Backed by US Treasury	.640	2016		
		C 2017 M001 - National Highway Performance Program (NHPP)	.858	2017		
		C 2017 RZED - Specific Garvee Bond Backed by US Treasury	.640	2017		
		C 2018 M001 - National Highway Performance Program (NHPP)	.858	2018		
		C 2018 RZED - Specific Garvee Bond Backed by US Treasury	.640	2018		
		C 2019 M001 - National Highway Performance Program (NHPP)	.858	2019		
		C 2019 RZED - Specific Garvee Bond Backed by US Treasury	.640	2019		
		C 2020 M001 - National Highway Performance Program (NHPP)	2.590	2020		
		C 2020 M001 - National Highway Performance Program (NHPP)	.858	2020		
		C 2020 RZED - Specific Garvee Bond Backed by US Treasury	.640	2020		
		C 2021 M001 - National Highway Performance Program (NHPP)	6.752	2021		
		C 2021 RZED - Specific Garvee Bond Backed by US Treasury	.616	2021		
		C 2022 M001 - National Highway Performance Program (NHPP)	6.754	2022		
		C 2022 RZED - Specific Garvee Bond Backed by US Treasury	.530	2022		
		C 2023 M001 - National Highway Performance Program (NHPP)	6.752		Previously Programmed Beyond FY2022	
		C 2023 RZED - Specific Garvee Bond Backed by US Treasury	.414		Previously Programmed Beyond FY2022	
		C 2024 M001 - National Highway Performance Program (NHPP)	6.753		Previously Programmed Beyond FY2022	
		C 2024 RZED - Specific Garvee Bond Backed by US Treasury	.285		Previously Programmed Beyond FY2022	
		I-Total:	40.437		22.246	

Highway and Bridge

Project Name/#/Id	Route/Road:	Location; Scope of Work	I\$(M)	Previous Prog. Yr	Previous Total\$	Comments:
SALEM TO MANCHESTER 14800 B [7895]	I-93	EXIT 5 AREA, RECONSTRUCT INTERCHANGE INCLUDING NB & SB MAINLINE & NB OFF-RAMP, INCLUDES BRIDGES 096/163, 097/163, 099/160 & 100/160 {All Red List} (Londonderry) (Garvee Bonded) [14800B = Debt Service & 14633F = Const]				GARVEE Bond debt service. Debt Service portion with specific construction project.
<u>I-93</u>						
		C 2015 L1C0 - BRIDGE PROGRAM - ON/OFF SYSTEM	.905	2015		
		C 2015 RZED - Specific Garvee Bond Backed by US Treasury	.676	2015		
		C 2016 L1C0 - BRIDGE PROGRAM - ON/OFF SYSTEM	.905	2016		
		C 2016 RZED - Specific Garvee Bond Backed by US Treasury	.676	2016		
		C 2017 L1C0 - BRIDGE PROGRAM - ON/OFF SYSTEM	.905	2017		
		C 2017 RZED - Specific Garvee Bond Backed by US Treasury	.676	2017		
		C 2018 L1C0 - BRIDGE PROGRAM - ON/OFF SYSTEM	.905	2018		
		C 2018 RZED - Specific Garvee Bond Backed by US Treasury	.676	2018		
		C 2019 L1C0 - BRIDGE PROGRAM - ON/OFF SYSTEM	.905	2019		
		C 2019 RZED - Specific Garvee Bond Backed by US Treasury	.676	2019		
		C 2020 L1C0 - BRIDGE PROGRAM - ON/OFF SYSTEM	2.733	2020		
		C 2020 RZED - Specific Garvee Bond Backed by US Treasury	.676	2020		
		C 2021 L1C0 - BRIDGE PROGRAM - ON/OFF SYSTEM	7.124	2021		
		C 2021 RZED - Specific Garvee Bond Backed by US Treasury	.650	2021		
		C 2022 L1C0 - BRIDGE PROGRAM - ON/OFF SYSTEM	7.126	2022		
		C 2022 RZED - Specific Garvee Bond Backed by US Treasury	.560	2022		
		C 2023 L1C0 - BRIDGE PROGRAM - ON/OFF SYSTEM	7.124		Previously Programmed Beyond FY2022	
		C 2023 RZED - Specific Garvee Bond Backed by US Treasury	.437		Previously Programmed Beyond FY2022	
		C 2024 L1C0 - BRIDGE PROGRAM - ON/OFF SYSTEM	7.126		Previously Programmed Beyond FY2022	
		C 2024 RZED - Specific Garvee Bond Backed by US Treasury	.301		Previously Programmed Beyond FY2022	
		I-Total:	41.760		34.058	

Highway and Bridge

Project Name/#/Id	Route/Road:	Location; Scope of Work	I\$(M)	Previous Prog. Yr	Previous Total\$	Comments:
SALEM TO MANCHESTER 14800 C [7952]	I-93	PROJECT INITIATED TO TRACK GARVEE BOND DEBT SERVICE ATTRIBUTABLE TO THE 13933N PROJECT [SB MAINLINE BRIDGES OVER NH 111 AND NH 111A] [134/101 & 135/090] {Both Red List} (Garvee Bond Project)				GARVEE Bond debt service. Debt Service portion with specific construction project.
<u>I-93</u>						
		C 2015 L050 - NATIONAL HIGHWAY SYSTEM	.317	2015		
		C 2015 RZED - Specific Garvee Bond Backed by US Treasury	.237	2015		
		C 2016 L050 - NATIONAL HIGHWAY SYSTEM	.317	2016		
		C 2016 RZED - Specific Garvee Bond Backed by US Treasury	.237	2016		
		C 2017 L050 - NATIONAL HIGHWAY SYSTEM	.317	2017		
		C 2017 RZED - Specific Garvee Bond Backed by US Treasury	.237	2017		
		C 2018 L050 - NATIONAL HIGHWAY SYSTEM	.317	2018		
		C 2018 RZED - Specific Garvee Bond Backed by US Treasury	.237	2018		
		C 2019 L050 - NATIONAL HIGHWAY SYSTEM	.317	2019		
		C 2019 RZED - Specific Garvee Bond Backed by US Treasury	.237	2019		
		C 2020 L050 - NATIONAL HIGHWAY SYSTEM	.958	2020		
		C 2020 RZED - Specific Garvee Bond Backed by US Treasury	.237	2020		
		C 2021 L050 - NATIONAL HIGHWAY SYSTEM	2.496	2021		
		C 2021 RZED - Specific Garvee Bond Backed by US Treasury	.228	2021		
		C 2022 L050 - NATIONAL HIGHWAY SYSTEM	2.497	2022		
		C 2022 RZED - Specific Garvee Bond Backed by US Treasury	.196	2022		
		C 2023 L050 - NATIONAL HIGHWAY SYSTEM	2.496		Previously Programmed Beyond FY2022	
		C 2023 RZED - Specific Garvee Bond Backed by US Treasury	.153		Previously Programmed Beyond FY2022	
		C 2024 L050 - NATIONAL HIGHWAY SYSTEM	2.497		Previously Programmed Beyond FY2022	
		C 2024 RZED - Specific Garvee Bond Backed by US Treasury	.105		Previously Programmed Beyond FY2022	
		I-Total:	14.632		8.921	
Highway and Bridge						
SALEM TO MANCHESTER 14800 D [7953]	I-93	PROJECT INITIATED TO TRACK GARVEE BOND DEBT SERVICE ATTRIBUTABLE TO EHT 13933I PROJECT {Both Red List} [Partial Garvee Bonded Project] (Parent = Salem to Manchester 13933*)				GARVEE Bond debt service. Debt Service portion with specific construction project.
<u>I-93</u>						
		C 2015 L050 - NATIONAL HIGHWAY SYSTEM	4.761	2015		
		C 2016 L050 - NATIONAL HIGHWAY SYSTEM	4.761	2016		
		C 2017 L050 - NATIONAL HIGHWAY SYSTEM	4.761	2017		
		C 2018 L050 - NATIONAL HIGHWAY SYSTEM	4.760	2018		
		C 2019 L050 - NATIONAL HIGHWAY SYSTEM	4.760	2019		
		C 2020 L050 - NATIONAL HIGHWAY SYSTEM	3.474	2020		
		I-Total:	27.276		41.348	
Highway and Bridge						

Project Name/#/Id	Route/Road:	Location; Scope of Work	I\$(M)	Previous Prog. Yr	Previous Total\$	Comments:
SALEM TO MANCHESTER 14800 E [7954]	I-93	PROJECT INITIATED TO TRACK GARVEE BOND DEBT SERVICE ATTRIBUTABLE TO THE 13933E PROJECT.[Partial Garvee Bonded Project] (Parent = Salem to Manchester 13933*)				GARVEE Bond debt service. Debt Service portion with specific construction project.
<u>I-93</u>						
		C 2015 M001 - National Highway Performance Program (NHPP)	5.895	2015		
		C 2016 M001 - National Highway Performance Program (NHPP)	5.895	2016		
		C 2017 M001 - National Highway Performance Program (NHPP)	5.895	2017		
		C 2018 M001 - National Highway Performance Program (NHPP)	5.894	2018		
		C 2019 M001 - National Highway Performance Program (NHPP)	5.893	2019		
		C 2020 M001 - National Highway Performance Program (NHPP)	4,302	2020		
Highway and Bridge			I-Total:	33.773		42.379
SALEM TO MANCHESTER 14800 F [7955]	I-93	PROJECT INITIATED TO TRACK GARVEE BOND DEBT SERVICE ATTRIBUTABLE TO THE 13933H PROJECT [Partial Garvee Bonded Project] (Parent = Salem to Manchester 13933*)				GARVEE Bond debt service. Debt Service portion with specific construction project.
<u>I-93</u>						
		C 2015 L230 - STP - URBANIZED AREAS OVER 200,000	3,615	2015		
		C 2015 L230 - STP - URBANIZED AREAS OVER 200,000	6,998	2015		
		C 2015 NON - OTHER NON PARTICIPATING	.160	2015		
		C 2016 L050 - NATIONAL HIGHWAY SYSTEM	5,362	2016		
		C 2016 L050 - NATIONAL HIGHWAY SYSTEM	3,615	2016		
		C 2017 L050 - NATIONAL HIGHWAY SYSTEM	3,615	2017		
		C 2018 L050 - NATIONAL HIGHWAY SYSTEM	3,614	2018		
		C 2019 L050 - NATIONAL HIGHWAY SYSTEM	3,614	2019		
		C 2020 L050 - NATIONAL HIGHWAY SYSTEM	2,638	2020		
Highway and Bridge			I-Total:	33.230		31.898
SALEM TO MANCHESTER 14800 H [8651]	I-93	FINAL DESIGN SERVICES FOR PE AND ROW (Garvee 2012 bond issue) [DEBT SERVICE PROJECT FOR FINAL DESIGN PROJECT 10418V]				GARVEE Bond debt service. Debt Service portion with specific construction project.
<u>I-93</u>						
		P 2015 M001 - National Highway Performance Program (NHPP)	1.068			
		P 2016 M001 - National Highway Performance Program (NHPP)	1.068			
		P 2017 M001 - National Highway Performance Program (NHPP)	1.069			
		P 2018 M001 - National Highway Performance Program (NHPP)	1.068			
		P 2019 M001 - National Highway Performance Program (NHPP)	1.068			
		P 2020 M001 - National Highway Performance Program (NHPP)	.780			
		R 2015 M001 - National Highway Performance Program (NHPP)	.202			
		R 2016 M001 - National Highway Performance Program (NHPP)	.202			
		R 2017 M001 - National Highway Performance Program (NHPP)	.202			
		R 2018 M001 - National Highway Performance Program (NHPP)	.201			
		R 2019 M001 - National Highway Performance Program (NHPP)	.201			
		R 2020 M001 - National Highway Performance Program (NHPP)	.147			
Highway and Bridge			I-Total:	7.276		

Project Name/#/Id	Route/Road:	Location; Scope of Work		I\$(M)	Previous Prog. Yr	Previous Total\$	Comments:
SANBORNTON 16081 [7675] <u>Bridges</u>	PLUMMER ROAD	BRIDGE REPLACEMENT OVER HERMIT BROOK - 148/156 {Red List} [SAB*4216] {State Aid Bridge Program}					Specific project from Statewide program, Local Administration.
		C 2020 SAB - STATE AID BRIDGE (State FY), 20% = Town		.314	2020		
		P 2020 SAB - STATE AID BRIDGE (State FY), 20% = Town		.076			
		R 2020 SAB - STATE AID BRIDGE (State FY), 20% = Town		.006			
Highway and Bridge				I-Total:	.396		0.325
SANBORNTON 16104 [7695] <u>Preservation-Maintenance</u>	UPPER BAY & BAY ROAD	RECONSTRUCTION [SAH*4217] {State Aid Highway Program}					Specific project from Statewide program, Local Administration.
		C 2015 SAH - STATE AID HIGHWAY (State FY), 33.3% = Town		1.084	2015		
		C 2016 SAH - STATE AID HIGHWAY (State FY), 33.3% = Town		1.118	2016		
Highway and Bridge				I-Total:	2.202		2.930
SANBORNTON 16154 [7729] <u>Red List Bridges</u>	I-93	BOX CULVERT REHABILITATION OVER SALMON BROOK - 127/099 {Red List}					2013 Bridge Priority #45
		C 2018 L1C0 - BRIDGE PROGRAM - ON/OFF SYSTEM		.998	2021		
		P 2015 L1C0 - BRIDGE PROGRAM - ON/OFF SYSTEM		.079			
Highway and Bridge				I-Total:	1.078		0.890
SANDWICH 16014 [7616] <u>Bridges</u>	QUAKER WHITEFACE ROAD	BRIDGE REHABILITATION OVER WHITEFACE RIVER - 203/138 {Red List} [SAB*4216] {State Aid Bridge Program}					Specific project from Statewide program, Local Administration.
		C 2019 SAB - STATE AID BRIDGE (State FY), 20% = Town		.483	2019		
Highway and Bridge				I-Total:	.483		0.455
SEABROOK-HAMPTON 15904 [9005] <u>Red List Bridges</u>	NH 1A	Rehabilitate NH 1A Bridge between Hampton & Seabrook [Red List Bridge]					2013 Bridge Priority #19. 2013 RPC Priority #22. Preliminary Engineering to include review of alternatives.
		C 2018 M240 - STP - Flexible		6.806	New Project		
		P 2015 M240 - STP - Flexible		.103			
Highway and Bridge				I-Total:	6.909		

Project Name/#/Id	Route/Road:	Location; Scope of Work	I\$(M)	Previous Prog. Yr	Previous Total\$	Comments:
SPR #1 SPR1 [665]	Planning & Research	STATE PLANNING & RESEARCH - PART #1 "PLANNING"				Federal specified funding for data gathering, long range planning, special studies. Cost reflects anticipated federal funding.
<u>Mandated Federal</u>						
		P 2015 M550 - State Planning and Research (SPR)	2.938			
		P 2016 M550 - State Planning and Research (SPR)	2.938			
		P 2017 M550 - State Planning and Research (SPR)	2.938			
		P 2018 M550 - State Planning and Research (SPR)	2.938			
		P 2019 M550 - State Planning and Research (SPR)	2.938			
		P 2020 M550 - State Planning and Research (SPR)	2.938			
		P 2021 M550 - State Planning and Research (SPR)	2.938			
		P 2022 M550 - State Planning and Research (SPR)	2.938			
		P 2023 M550 - State Planning and Research (SPR)	2.938			
		P 2024 M550 - State Planning and Research (SPR)	2.938			
Highway and Bridge			I-Total:	29.380		
SPR #2 SPR2 [666]	Planning & Research	STATE PLANNING & RESEARCH - PART #2 "RESEARCH"				Federal specified funding for research activities involving construction materials and processes.
<u>Mandated Federal</u>						
		P 2015 M560 - RDT - Research, Development & Technology Transfer	.978			
		P 2016 M560 - RDT - Research, Development & Technology Transfer	.978			
		P 2017 M560 - RDT - Research, Development & Technology Transfer	.978			
		P 2018 M560 - RDT - Research, Development & Technology Transfer	.978			
		P 2019 M560 - RDT - Research, Development & Technology Transfer	.978			
		P 2020 M560 - RDT - Research, Development & Technology Transfer	.978			
		P 2021 M560 - RDT - Research, Development & Technology Transfer	.978			
		P 2022 M560 - RDT - Research, Development & Technology Transfer	.978			
		P 2023 M560 - RDT - Research, Development & Technology Transfer	.690			
		P 2024 M560 - RDT - Research, Development & Technology Transfer	.690			
Highway and Bridge			I-Total:	9.203		
SPRINGFIELD 20509 [7987]	GEORGES MILLS ROAD	REHAB OR REPLACE TWIN 5' DIA. CULVERTS CARRYING STARK LAKE OUTLET AT INTERSECTION OF FISHER CORNER RD - 091/048 {Red List}				2013 Bridge Priority #64
<u>Red List Bridges</u>						
		C 2020 M240 - STP - Flexible	.864	2020		
		P 2015 M240 - STP - Flexible	.051			
		P 2016 M240 - STP - Flexible	.006			
		R 2015 M240 - STP - Flexible	.006			
Highway and Bridge			I-Total:	.926	0.800	

Project Name/#/Id	Route/Road:	Location; Scope of Work	I\$(M)	Previous Prog. Yr	Previous Total\$	Comments:
STATEWIDE TRAIN [451] <u>Individual Projects</u>	ADMINISTRATION	ANNUAL TRAINING PROGRAM (Annual Project)				Program Funding for Departmental Training.
		P 2015 M240 - STP - Flexible	.200			
		P 2016 M240 - STP - Flexible	.200			
		P 2017 M240 - STP - Flexible	.200			
		P 2018 M240 - STP - Flexible	.200			
		P 2019 M240 - STP - Flexible	.200			
		P 2020 M240 - STP - Flexible	.200			
		P 2021 M240 - STP - Flexible	.200			
		P 2022 M240 - STP - Flexible	.200			
		P 2023 M240 - STP - Flexible	.200			
		P 2024 M240 - STP - Flexible	.200			
Highway and Bridge			I-Total:	2.000		
STATEWIDE SPECIAL DBE [45] <u>Mandated Federal</u>	ADMINISTRATION	IN HOUSE ADMINISTRATION OF THE FHWA SUPPORTIVE SERVICES PROGRAM: "DBE" COMPLIANCE MONITORING (Annual Program)				Federal specified funding for disadvantaged business enterprises.
		P 2015 H480 - DBE - SUPPORTIVE SERVICES	.090			
		P 2016 H480 - DBE - SUPPORTIVE SERVICES	.090			
		P 2017 H480 - DBE - SUPPORTIVE SERVICES	.090			
		P 2018 H480 - DBE - SUPPORTIVE SERVICES	.090			
		P 2019 H480 - DBE - SUPPORTIVE SERVICES	.090			
		P 2020 H480 - DBE - SUPPORTIVE SERVICES	.090			
		P 2021 H480 - DBE - SUPPORTIVE SERVICES	.090			
		P 2022 H480 - DBE - SUPPORTIVE SERVICES	.090			
		P 2023 H480 - DBE - SUPPORTIVE SERVICES	.090			
		P 2024 H480 - DBE - SUPPORTIVE SERVICES	.090			
Highway and Bridge			I-Total:	.900		

Project Name/#/Id	Route/Road:	Location; Scope of Work	I\$(M)	Previous Prog. Yr	Previous Total\$	Comments:
STATEWIDE - TRAC TRAC [8285] <u>Eng & ROW</u>	ADMINISTRATION	IMPLEMENT AND PARTICIPATE IN AASHTO TRAC PROGRAM IN LOCAL HIGH SHOOOLS TO ENCOURAGE STUDENTS TO EXPLORE OPPORTUNITIES IN TRANSPORTATION CAREERS [Parent] (Annual Project)				
		P 2015 M240 - STP - Flexible	.022			
		P 2016 M240 - STP - Flexible	.022			
		P 2017 M240 - STP - Flexible	.022			
		P 2018 M240 - STP - Flexible	.022			
		P 2019 M240 - STP - Flexible	.022			
		P 2020 M240 - STP - Flexible	.022			
		P 2021 M240 - STP - Flexible	.022			
		P 2022 M240 - STP - Flexible	.022			
		P 2023 M240 - STP - Flexible	.022			
		P 2024 M240 - STP - Flexible	.022			
Highway and Bridge			I-Total:			

Project Name/#/Id	Route/Road:	Location; Scope of Work	I\$(M)	Previous Prog. Yr	Previous Total\$	Comments:
STATEWIDE RCTRL [2570]	ADMINISTRATION	RECREATIONAL TRAILS FUND ACT- PROJECTS SELECTED ANNUALLY				Specified Funding for Recreational Trail Program Administered by DRED.
<u>Mandated Federal</u>						
		C 2015 M940 - RTP - Recreational Trails Program	1.450			
		C 2016 M940 - RTP - Recreational Trails Program	1.450			
		C 2017 M940 - RTP - Recreational Trails Program	1.450			
		C 2018 M940 - RTP - Recreational Trails Program	1.450			
		C 2019 M940 - RTP - Recreational Trails Program	1.450			
		C 2020 M940 - RTP - Recreational Trails Program	1.450			
		C 2021 M940 - RTP - Recreational Trails Program	1.450			
		C 2022 M940 - RTP - Recreational Trails Program	1.450			
		C 2023 M940 - RTP - Recreational Trails Program	1.450			
		C 2024 M940 - RTP - Recreational Trails Program	1.450			
		P 2015 M940 - RTP - Recreational Trails Program	.091			
		P 2016 M940 - RTP - Recreational Trails Program	.091			
		P 2017 M940 - RTP - Recreational Trails Program	.091			
		P 2018 M940 - RTP - Recreational Trails Program	.091			
		P 2019 M940 - RTP - Recreational Trails Program	.091			
		P 2020 M940 - RTP - Recreational Trails Program	.091			
		P 2021 M940 - RTP - Recreational Trails Program	.091			
		P 2022 M940 - RTP - Recreational Trails Program	.091			
		P 2023 M940 - RTP - Recreational Trails Program	.091			
		P 2024 M940 - RTP - Recreational Trails Program	.091			
		R 2015 M940 - RTP - Recreational Trails Program	.025			
		R 2016 M940 - RTP - Recreational Trails Program	.025			
		R 2017 M940 - RTP - Recreational Trails Program	.025			
		R 2018 M940 - RTP - Recreational Trails Program	.025			
		R 2019 M940 - RTP - Recreational Trails Program	.025			
		R 2020 M940 - RTP - Recreational Trails Program	.025			
		R 2021 M940 - RTP - Recreational Trails Program	.025			
		R 2022 M940 - RTP - Recreational Trails Program	.025			
		R 2023 M940 - RTP - Recreational Trails Program	.025			
		R 2024 M940 - RTP - Recreational Trails Program	.025			
			I-Total:			15.659

Bike / Pedestrian

Project Name/#/Id	Route/Road:	Location; Scope of Work	I\$(M)	Previous Prog. Yr	Previous Total\$	Comments:
STATEWIDE	AIRPORTS	Preservation - Pavement maintenance, systems planning, and ARFF improvements.				
[8177]						
<u>Aeronautics</u>						
		2015 AIP - AIRPORT IMPROVEMENT PROGRAM	.677			
		2016 AIP - AIRPORT IMPROVEMENT PROGRAM	.266			
		2017 AIP - AIRPORT IMPROVEMENT PROGRAM	.275			
		2018 AIP - AIRPORT IMPROVEMENT PROGRAM	.397			
		2019 AIP - AIRPORT IMPROVEMENT PROGRAM	.293			
Aeronautics			I-Total:		1.907	
STATEWIDE DISTRICTS	BETTERMENT	DISTRICTS FORCE ACCOUNT WORK @ VARIOUS LOCATIONS [Parent] (Annual Project)				Force Account Through District Staff
BFA						
[789]						
<u>Preservation-Maintenance</u>						
		C 2015 BET - BETTERMENT (State FY)	1.200			
		C 2016 BET - BETTERMENT (State FY)	1.200			
		C 2017 BET - BETTERMENT (State FY)	1.200			
		C 2018 BET - BETTERMENT (State FY)	1.200			
		C 2019 BET - BETTERMENT (State FY)	1.200			
		C 2020 BET - BETTERMENT (State FY)	1.200			
		C 2021 BET - BETTERMENT (State FY)	1.200			
		C 2022 BET - BETTERMENT (State FY)	1.200			
		C 2023 BET - BETTERMENT (State FY)	1.200			
		C 2024 BET - BETTERMENT (State FY)	1.200			
Highway and Bridge			I-Total:		12.000	
STATEWIDE	BETTERMENT	Discretionary Projects				
BSTAL						
[2092]						
<u>Preservation-Maintenance</u>						
		C 2015 BET - BETTERMENT (State FY)	.900			
		C 2016 BET - BETTERMENT (State FY)	.900			
		C 2017 BET - BETTERMENT (State FY)	.900			
		C 2018 BET - BETTERMENT (State FY)	.900			
		C 2019 BET - BETTERMENT (State FY)	.900			
		C 2020 BET - BETTERMENT (State FY)	.900			
		C 2021 BET - BETTERMENT (State FY)	.900			
		C 2022 BET - BETTERMENT (State FY)	.900			
		C 2023 BET - BETTERMENT (State FY)	.900			
		C 2024 BET - BETTERMENT (State FY)	.900			
Highway and Bridge			I-Total:		9.000	

Project Name/#/Id	Route/Road:	Location; Scope of Work	I\$(M)	Previous Prog. Yr	Previous Total\$	Comments:
STATEWIDE P.E. SWPE [3531]	ENG & ROW	PRELIMINARY ENGINEERING (Annual Funding)				Available PE funding as required for specific projects for which the scope of work (and the depth of engineering) is yet to be defined.
<u>Eng & ROW</u>						
		P 2015 M240 - STP - Flexible	.500			
		P 2016 M240 - STP - Flexible	.500			
		P 2017 M240 - STP - Flexible	2.500			
		P 2018 M240 - STP - Flexible	2.500			
		P 2019 M240 - STP - Flexible	3.500			
		P 2020 M240 - STP - Flexible	3.500			
		P 2021 M240 - STP - Flexible	5.500			
		P 2022 M240 - STP - Flexible	5.500			
		P 2023 M240 - STP - Flexible	5.500			
		P 2024 M240 - STP - Flexible	5.500			
Highway and Bridge			I-Total:		35.000	
STATEWIDE R.O.W. SWROW [3532]	ENG & ROW	RIGHT OF WAY ACQUISITIONS (Annual Funding)				Available ROW funding as required for specific projects for which the scope of work (and the amount of ROW) is yet to be defined.
<u>Eng & ROW</u>						
		R 2015 M240 - STP - Flexible	.500			
		R 2016 M240 - STP - Flexible	.500			
		R 2017 M240 - STP - Flexible	2.500			
		R 2018 M240 - STP - Flexible	2.500			
		R 2019 M240 - STP - Flexible	3.500			
		R 2020 M240 - STP - Flexible	3.500			
		R 2021 M240 - STP - Flexible	5.500			
		R 2022 M240 - STP - Flexible	5.500			
		R 2023 M240 - STP - Flexible	5.500			
		R 2024 M240 - STP - Flexible	5.500			
Highway and Bridge			I-Total:		35.000	

Project Name/#/Id	Route/Road:	Location; Scope of Work	I\$(M)	Previous Prog. Yr	Previous Total\$	Comments:
STATEWIDE UBI [186] <u>Bridges</u>	ENG & ROW	UNDERWATER BRIDGE INSPECTION (Annual Project)				Consultant services for underwater bridge inspections.
		P 2015 L1C0 - BRIDGE PROGRAM - ON/OFF SYSTEM	.030			
		P 2016 L1C0 - BRIDGE PROGRAM - ON/OFF SYSTEM	.030			
		P 2017 L1C0 - BRIDGE PROGRAM - ON/OFF SYSTEM	.030			
		P 2018 L1C0 - BRIDGE PROGRAM - ON/OFF SYSTEM	.030			
		P 2019 L1C0 - BRIDGE PROGRAM - ON/OFF SYSTEM	.030			
		P 2020 L1C0 - BRIDGE PROGRAM - ON/OFF SYSTEM	.030			
		P 2021 L1C0 - BRIDGE PROGRAM - ON/OFF SYSTEM	.030			
		P 2022 L1C0 - BRIDGE PROGRAM - ON/OFF SYSTEM	.030			
		P 2023 L1C0 - BRIDGE PROGRAM - ON/OFF SYSTEM	.030			
		P 2024 L1C0 - BRIDGE PROGRAM - ON/OFF SYSTEM	.030			
Highway and Bridge			I-Total:		.300	
STATEWIDE WLDL [4229] <u>Individual Projects</u>	MISCELLANEOUS	ANNUAL STATEWIDE PROGRAM FOR THE EXPANDED WILD FLOWER ESTABLISHMENT PROGRAM FOR USE IN PLANTING NATIVE WILD FLOWERS (License Plate Program)				Annual Statewide Wild Flower Program
		C 2015 NON - OTHER NON PARTICIPATING	.037			
		C 2016 NON - OTHER NON PARTICIPATING	.037			
		C 2017 NON - OTHER NON PARTICIPATING	.037			
		C 2018 NON - OTHER NON PARTICIPATING	.037			
		C 2019 NON - OTHER NON PARTICIPATING	.037			
		C 2020 NON - OTHER NON PARTICIPATING	.037			
		C 2021 NON - OTHER NON PARTICIPATING	.037			
		C 2022 NON - OTHER NON PARTICIPATING	.037			
		C 2023 NON - OTHER NON PARTICIPATING	.037			
		C 2024 NON - OTHER NON PARTICIPATING	.037			
		P 2015 NON - OTHER NON PARTICIPATING	.003			
		P 2016 NON - OTHER NON PARTICIPATING	.003			
		P 2017 NON - OTHER NON PARTICIPATING	.003			
		P 2018 NON - OTHER NON PARTICIPATING	.003			
		P 2019 NON - OTHER NON PARTICIPATING	.003			
		P 2020 NON - OTHER NON PARTICIPATING	.003			
		P 2021 NON - OTHER NON PARTICIPATING	.003			
		P 2022 NON - OTHER NON PARTICIPATING	.003			
		P 2023 NON - OTHER NON PARTICIPATING	.003			
		P 2024 NON - OTHER NON PARTICIPATING	.003			
Highway and Bridge			I-Total:		.400	

Project Name/#/Id	Route/Road:	Location; Scope of Work	I\$(M)	Previous Prog. Yr	Previous Total\$	Comments:
STATEWIDE 14899 [6127] <u>Preservation-Maintenance</u>	MISCELLANEOUS	MAINTENANCE AND UPGRADES FOR REST AREAS (Annually)				\$0.15 million annual program.
		C 2015 M240 - STP - Flexible	.135			
		C 2016 M240 - STP - Flexible	.135			
		C 2017 M240 - STP - Flexible	.135			
		C 2018 M240 - STP - Flexible	.135			
		C 2019 M240 - STP - Flexible	.135			
		C 2020 M240 - STP - Flexible	.135			
		C 2021 M240 - STP - Flexible	.135			
		C 2022 M240 - STP - Flexible	.135			
		C 2023 M240 - STP - Flexible	.135			
		C 2024 M240 - STP - Flexible	.135			
		P 2015 M240 - STP - Flexible	.015			
		P 2016 M240 - STP - Flexible	.015			
		P 2017 M240 - STP - Flexible	.015			
		P 2018 M240 - STP - Flexible	.015			
		P 2019 M240 - STP - Flexible	.015			
		P 2020 M240 - STP - Flexible	.015			
		P 2021 M240 - STP - Flexible	.015			
		P 2022 M240 - STP - Flexible	.015			
		P 2023 M240 - STP - Flexible	.015			
		P 2024 M240 - STP - Flexible	.015			
Highway and Bridge			I-Total:		1.500	
STATEWIDE HAZMAT [8671] <u>Individual Projects</u>	MISCELLANEOUS	PROGRAMMATIC PROJECT FOR POST CONSTRUCTION ENVIRONMENTAL OBLIGATIONS				
		R 2015 M240 - STP - Flexible	.075			
		R 2016 M240 - STP - Flexible	.075			
		R 2017 M240 - STP - Flexible	.075			
		R 2018 M240 - STP - Flexible	.075			
		R 2019 M240 - STP - Flexible	.075			
		R 2020 M240 - STP - Flexible	.075			
		R 2021 M240 - STP - Flexible	.075			
		R 2022 M240 - STP - Flexible	.075			
		R 2023 M240 - STP - Flexible	.075			
		R 2024 M240 - STP - Flexible	.075			
Highway and Bridge			I-Total:		.750	

Project Name/#/Id	Route/Road:	Location; Scope of Work	I\$(M)	Previous Prog. Yr	Previous Total\$	Comments:
Statewide CMAQ-T [9011] <u>Mandated Federal</u>	MISCELLANEOUS	Replacement program for state-owned transit coaches				Funds for this program are deducted from CMAQ (ID 446)
		2016 M400 - CMAQ - Congestion Mitigation & Air Quality Improve	3.000			
		2017 M400 - CMAQ - Congestion Mitigation & Air Quality Improve	2.400			
		2018 M400 - CMAQ - Congestion Mitigation & Air Quality Improve	3.600			
		2019 M400 - CMAQ - Congestion Mitigation & Air Quality Improve	4.800			
		2020 M400 - CMAQ - Congestion Mitigation & Air Quality Improve	1.800			
		2020 M400 - CMAQ - Congestion Mitigation & Air Quality Improve	.600			
		2021 M400 - CMAQ - Congestion Mitigation & Air Quality Improve	3.000			
		2022 M400 - CMAQ - Congestion Mitigation & Air Quality Improve	1.200			
Highway and Bridge			I-Total:	20.400		
STATEWIDE CMAQ [446] <u>Mandated Federal</u>	MUNICIPAL	CMAQ PROJECTS MUST BE IN NON-ATTAIN AREAS (Annual Project)				Specific CMAQ Projects Occupy the Vacant FY's & Below Normal FY Funding. 50% Discretionary transfer assumed.
		C 2015 M400 - CMAQ - Congestion Mitigation & Air Quality Improve	4.723			
		C 2016 M400 - CMAQ - Congestion Mitigation & Air Quality Improve	1.500			
		C 2017 M400 - CMAQ - Congestion Mitigation & Air Quality Improve	5.567			
		C 2018 M400 - CMAQ - Congestion Mitigation & Air Quality Improve	6.993			
		C 2019 M400 - CMAQ - Congestion Mitigation & Air Quality Improve	4.984			
		C 2020 M400 - CMAQ - Congestion Mitigation & Air Quality Improve	8.474			
		C 2021 M400 - CMAQ - Congestion Mitigation & Air Quality Improve	7.423			
		C 2022 M400 - CMAQ - Congestion Mitigation & Air Quality Improve	10.168			
		C 2023 M400 - CMAQ - Congestion Mitigation & Air Quality Improve	12.098			
		C 2024 M400 - CMAQ - Congestion Mitigation & Air Quality Improve	12.098			
Highway and Bridge			I-Total:	74.028		

Project Name/#/Id	Route/Road:	Location; Scope of Work	I\$(M)	Previous Prog. Yr	Previous Total\$	Comments:
STATEWIDE MOBRR [221] <u>Bridges</u>	MUNICIPAL	MUNICIPAL OWNED BRIDGE REHABILITATION & REPLACEMENT PROJECTS (Federal, State, Local Funds) (Annual Project)				
		C 2015 M233 - STP - Off-System Bridge	3.770			
		C 2016 M233 - STP - Off-System Bridge	3.770			
		C 2017 M233 - STP - Off-System Bridge	3.770			
		C 2018 M233 - STP - Off-System Bridge	3.770			
		C 2019 M233 - STP - Off-System Bridge	3.770			
		C 2020 M233 - STP - Off-System Bridge	3.770			
		C 2021 M233 - STP - Off-System Bridge	3.770			
		C 2022 M233 - STP - Off-System Bridge	3.770			
		C 2023 M233 - STP - Off-System Bridge	3.770			
		C 2024 M233 - STP - Off-System Bridge	3.770			
		P 2015 M233 - STP - Off-System Bridge	.320			
		P 2016 M233 - STP - Off-System Bridge	.320			
		P 2017 M233 - STP - Off-System Bridge	.320			
		P 2018 M233 - STP - Off-System Bridge	.320			
		P 2019 M233 - STP - Off-System Bridge	.320			
		P 2020 M233 - STP - Off-System Bridge	.320			
		P 2021 M233 - STP - Off-System Bridge	.320			
		P 2022 M233 - STP - Off-System Bridge	.320			
		P 2023 M233 - STP - Off-System Bridge	.320			
		P 2024 M233 - STP - Off-System Bridge	.320			
		R 2015 M233 - STP - Off-System Bridge	.160			
		R 2016 M233 - STP - Off-System Bridge	.160			
		R 2017 M233 - STP - Off-System Bridge	.160			
		R 2018 M233 - STP - Off-System Bridge	.160			
		R 2019 M233 - STP - Off-System Bridge	.160			
		R 2020 M233 - STP - Off-System Bridge	.160			
		R 2021 M233 - STP - Off-System Bridge	.160			
		R 2022 M233 - STP - Off-System Bridge	.160			
		R 2023 M233 - STP - Off-System Bridge	.160			
		R 2024 M233 - STP - Off-System Bridge	.160			
		I-Total:	42.500			

Highway and Bridge

Project Name/#/Id	Route/Road:	Location; Scope of Work	I\$(M)	Previous Prog. Yr	Previous Total\$	Comments:
STATEWIDE MUPCA [450]	MUNICIPAL	MUNICIPAL URBAN PROJECTS - COMPACT AREAS [Annual Project]				Specific Projects occupy vacant FY's & below normal FY funding.
<u>Preservation-Maintenance</u>						
		C 2017 L230 - STP - URBANIZED AREAS OVER 200,000	1.800			
		C 2018 L230 - STP - URBANIZED AREAS OVER 200,000	2.500			
		C 2019 L230 - STP - URBANIZED AREAS OVER 200,000	4.100			
		C 2020 L230 - STP - URBANIZED AREAS OVER 200,000	5.000			
		C 2021 L230 - STP - URBANIZED AREAS OVER 200,000	5.000			
		C 2022 L230 - STP - URBANIZED AREAS OVER 200,000	5.000			
		C 2023 L230 - STP - URBANIZED AREAS OVER 200,000	5.000			
		C 2024 L230 - STP - URBANIZED AREAS OVER 200,000	5.000			
Highway and Bridge			I-Total:		33.400	
STATEWIDE SAB [4216]	MUNICIPAL	STATE AID BRIDGE PROJECTS				Specific Projects Occupy the Vacant FY's & Below Normal FY Funding. State program mandated by RSA 234 to assist municipalities with bridge needs. Uses 20% local match / 80% state funds.
<u>Bridges</u>						
		C 2019 SAB - STATE AID BRIDGE (State FY), 20% = Town	3.122			
		C 2020 SAB - STATE AID BRIDGE (State FY), 20% = Town	5.955			
		C 2021 SAB - STATE AID BRIDGE (State FY), 20% = Town	5.955			
		C 2022 SAB - STATE AID BRIDGE (State FY), 20% = Town	5.955			
		C 2023 SAB - STATE AID BRIDGE (State FY), 20% = Town	5.955			
		C 2024 SAB - STATE AID BRIDGE (State FY), 20% = Town	5.955			
Highway and Bridge			I-Total:		32.897	

Project Name/#/Id	Route/Road:	Location; Scope of Work	I\$(M)	Previous Prog. Yr	Previous Total\$	Comments:
STATEWIDE SAH [4217]	MUNICIPAL	STATE AID HIGHWAY PROJECTS				Specific Projects Occupy the Vacant FY's & Below Normal FY Funding. State program mandated by RSA 235: 10-:21 for constructing or reconstructing Class I, II, III highways when requested by municipalities. Uses 1/3 local match / 2/3 state funds.
<u>Preservation-Maintenance</u>						
		C 2015 SAH - STATE AID HIGHWAY (State FY), 33.3% = Town	1.487			
		C 2016 SAH - STATE AID HIGHWAY (State FY), 33.3% = Town	1.487			
		C 2017 SAH - STATE AID HIGHWAY (State FY), 33.3% = Town	2.537			
		C 2018 SAH - STATE AID HIGHWAY (State FY), 33.3% = Town	2.537			
		C 2019 SAH - STATE AID HIGHWAY (State FY), 33.3% = Town	2.537			
		C 2020 SAH - STATE AID HIGHWAY (State FY), 33.3% = Town	2.537			
		C 2021 SAH - STATE AID HIGHWAY (State FY), 33.3% = Town	2.537			
		C 2022 SAH - STATE AID HIGHWAY (State FY), 33.3% = Town	2.537			
		C 2023 SAH - STATE AID HIGHWAY (State FY), 33.3% = Town	2.537			
		C 2024 SAH - STATE AID HIGHWAY (State FY), 33.3% = Town	2.537			
Highway and Bridge			I-Total:		23.273	
STATEWIDE SPECIAL LTAP [58]	MUNICIPAL	TECHNICAL ASSISTANCE PROGRAM TO RURAL COMMUNITIES AND ORGANIZATIONS THROUGH-OUT THE STATE - (LTAP*10344) (Annual Project)				Federal specified funding for providing technical assistance on transportation issues to municipalities.
<u>Mandated Federal</u>						
		P 2015 438E - LOCAL TECH ASSIST PGRM	.030			
		P 2016 438E - LOCAL TECH ASSIST PGRM	.030			
		P 2017 438E - LOCAL TECH ASSIST PGRM	.030			
		P 2018 438E - LOCAL TECH ASSIST PGRM	.030			
		P 2019 438E - LOCAL TECH ASSIST PGRM	.030			
		P 2020 438E - LOCAL TECH ASSIST PGRM	.030			
		P 2021 438E - LOCAL TECH ASSIST PGRM	.030			
		P 2022 438E - LOCAL TECH ASSIST PGRM	.030			
		P 2023 438E - LOCAL TECH ASSIST PGRM	.030			
		P 2024 438E - LOCAL TECH ASSIST PGRM	.030			
Highway and Bridge			I-Total:		.300	

Project Name/#/Id	Route/Road:	Location; Scope of Work	I\$(M)	Previous Prog. Yr	Previous Total\$	Comments:
STATEWIDE TA [3747]	MUNICIPAL	TRANSPORTATION ALTERNATIVE PROJECTS (Annual Project)				New MAP-21 Federal program replacing and consolidating Transportation Enhancements, Safe Routes to School and Transportation, Community, and System Preservation.
<u>Mandated Federal</u>						
		C 2015 M300 - TAP - Flexible Transportation Alternatives Prog	3.120			
		C 2016 M300 - TAP - Flexible Transportation Alternatives Prog	3.120			
		C 2017 M300 - TAP - Flexible Transportation Alternatives Prog	3.120			
		C 2018 M300 - TAP - Flexible Transportation Alternatives Prog	3.120			
		C 2019 M300 - TAP - Flexible Transportation Alternatives Prog	3.120			
		C 2020 M300 - TAP - Flexible Transportation Alternatives Prog	3.120			
		C 2021 M300 - TAP - Flexible Transportation Alternatives Prog	3.120			
		C 2022 M300 - TAP - Flexible Transportation Alternatives Prog	3.120			
		C 2023 M300 - TAP - Flexible Transportation Alternatives Prog	3.120			
		C 2024 M300 - TAP - Flexible Transportation Alternatives Prog	3.120			
Highway and Bridge			I-Total:		31.202	
STATEWIDE IMPPP [3927]	PAVEMENT	INTERSTATE MAINTENANCE & INTERSTATE PAVEMENT PRESERVATION PROGRAM (Annual Program)				Interstate paving program, average of \$6 million annually for preservation needs.
<u>Interstate Maintenance</u>						
		C 2015 M001 - National Highway Performance Program (NHPP)	5.920			
		C 2016 M001 - National Highway Performance Program (NHPP)	5.920			
		C 2017 M001 - National Highway Performance Program (NHPP)	5.920			
		C 2018 M001 - National Highway Performance Program (NHPP)	5.920			
		C 2019 M001 - National Highway Performance Program (NHPP)	5.920			
		C 2020 M001 - National Highway Performance Program (NHPP)	5.920			
		C 2021 M001 - National Highway Performance Program (NHPP)	5.920			
		C 2022 M001 - National Highway Performance Program (NHPP)	5.920			
		C 2023 M001 - National Highway Performance Program (NHPP)	5.920			
		C 2024 M001 - National Highway Performance Program (NHPP)	5.920			
		P 2015 M001 - National Highway Performance Program (NHPP)	.100			
		P 2016 M001 - National Highway Performance Program (NHPP)	.100			
		P 2017 M001 - National Highway Performance Program (NHPP)	.100			
		P 2018 M001 - National Highway Performance Program (NHPP)	.100			
		P 2019 M001 - National Highway Performance Program (NHPP)	.100			
		P 2020 M001 - National Highway Performance Program (NHPP)	.100			
		P 2021 M001 - National Highway Performance Program (NHPP)	.100			
		P 2022 M001 - National Highway Performance Program (NHPP)	.100			
		P 2023 M001 - National Highway Performance Program (NHPP)	.100			
		P 2024 M001 - National Highway Performance Program (NHPP)	.100			
Highway and Bridge			I-Total:		60.200	

Project Name/#/Id	Route/Road:	Location; Scope of Work	I\$(M)	Previous Prog. Yr	Previous Total\$	Comments:
STATEWIDE PRRCS [452]	PAVEMENT	PAVEMENT RESURFACING, REHABILITATION & CRACKSEAL PROGRAM & RELATED WORK (Annual Federal Resurfacing Program)				Federal Resurfacing program. \$16 million annually for preservation needs.
<u>Preservation-Maintenance</u>						
		C 2015 M240 - STP - Flexible	15.775			
		C 2016 M240 - STP - Flexible	15.775			
		C 2017 M240 - STP - Flexible	15.775			
		C 2018 M240 - STP - Flexible	15.775			
		C 2019 M240 - STP - Flexible	15.775			
		C 2020 M240 - STP - Flexible	15.775			
		C 2021 M240 - STP - Flexible	15.775			
		C 2022 M240 - STP - Flexible	15.775			
		C 2023 M240 - STP - Flexible	15.775			
		C 2024 M240 - STP - Flexible	15.775			
		P 2015 M240 - STP - Flexible	.375			
		P 2016 M240 - STP - Flexible	.375			
		P 2017 M240 - STP - Flexible	.375			
		P 2018 M240 - STP - Flexible	.375			
		P 2019 M240 - STP - Flexible	.375			
		P 2020 M240 - STP - Flexible	.375			
		P 2021 M240 - STP - Flexible	.375			
		P 2022 M240 - STP - Flexible	.375			
		P 2023 M240 - STP - Flexible	.375			
		P 2024 M240 - STP - Flexible	.375			
		R 2015 M240 - STP - Flexible	.025			
		R 2016 M240 - STP - Flexible	.025			
		R 2017 M240 - STP - Flexible	.025			
		R 2018 M240 - STP - Flexible	.025			
		R 2019 M240 - STP - Flexible	.025			
		R 2020 M240 - STP - Flexible	.025			
		R 2021 M240 - STP - Flexible	.025			
		R 2022 M240 - STP - Flexible	.025			
		R 2023 M240 - STP - Flexible	.025			
		R 2024 M240 - STP - Flexible	.025			
		I-Total:	161.750			

Highway and Bridge

Project Name/#/Id	Route/Road:	Location; Scope of Work	I\$(M)	Previous Prog. Yr	Previous Total\$	Comments:
STATEWIDE DISTRICTS BRES [581]	PAVEMENT	RESURFACE @ VARIOUS LOCATIONS (Annual Advertised Projects)				Statewide District Betterment Resurfacing Program (\$12M/yr x 10 = \$120M).
<u>Preservation-Maintenance</u>						
		C 2015 BET - BETTERMENT (State FY)	12.000			
		C 2016 BET - BETTERMENT (State FY)	12.000			
		C 2017 BET - BETTERMENT (State FY)	12.000			
		C 2018 BET - BETTERMENT (State FY)	12.000			
		C 2019 BET - BETTERMENT (State FY)	12.000			
		C 2020 BET - BETTERMENT (State FY)	12.000			
		C 2021 BET - BETTERMENT (State FY)	12.000			
		C 2022 BET - BETTERMENT (State FY)	12.000			
		C 2023 BET - BETTERMENT (State FY)	12.000			
		C 2024 BET - BETTERMENT (State FY)	12.000			
Highway and Bridge			I-Total:	120.000		
STATEWIDE DISTRICTS BRL [792]	PAVEMENT	ROADWAY LEVELING @ VARIOUS LOCATIONS FOR NEXT FISCAL YEAR RESURFACING (Annual Project)				Force Account Through District Staff. Yearly pavement leveling.
<u>Preservation-Maintenance</u>						
		C 2015 BET - BETTERMENT (State FY)	2.400			
		C 2016 BET - BETTERMENT (State FY)	2.400			
		C 2017 BET - BETTERMENT (State FY)	2.400			
		C 2018 BET - BETTERMENT (State FY)	2.400			
		C 2019 BET - BETTERMENT (State FY)	2.400			
		C 2020 BET - BETTERMENT (State FY)	2.400			
		C 2021 BET - BETTERMENT (State FY)	2.400			
		C 2022 BET - BETTERMENT (State FY)	2.400			
		C 2023 BET - BETTERMENT (State FY)	2.400			
		C 2024 BET - BETTERMENT (State FY)	2.400			
Highway and Bridge			I-Total:	24.000		

Project Name/#/Id	Route/Road:	Location; Scope of Work	I\$(M)	Previous Prog. Yr	Previous Total\$	Comments:
STATEWIDE HWY REHABILITATION BRSR [6730] <u>Preservation-Maintenance</u>	PAVEMENT	REHABILITATION OF SECONDARY ROUTES & OTHER RELATED WORK, TREATMENT TO VARY [Parent] {Betterment}				Specific Project from Statewide Program
		C 2015 BET - BETTERMENT (State FY)	2.400			
		C 2016 BET - BETTERMENT (State FY)	2.400			
		C 2017 BET - BETTERMENT (State FY)	2.400			
		C 2018 BET - BETTERMENT (State FY)	2.400			
		C 2019 BET - BETTERMENT (State FY)	2.400			
		C 2020 BET - BETTERMENT (State FY)	2.400			
		C 2021 BET - BETTERMENT (State FY)	2.400			
		C 2022 BET - BETTERMENT (State FY)	2.400			
		C 2023 BET - BETTERMENT (State FY)	2.400			
		C 2024 BET - BETTERMENT (State FY)	2.400			
			<u>2.400</u>			
Highway and Bridge			I-Total:			24.000

Project Name/#/Id	Route/Road:	Location; Scope of Work	I\$(M)	Previous Prog. Yr	Previous Total\$	Comments:
STATEWIDE SSRR [4148]	PAVEMENT	SECONDARY SYSTEM RECLAMATION / REHAB WITH VARIOUS PAVEMENT TREATMENTS [Parent]				Secondary road rehabilitation program, \$3 million annually for preservation needs.
<u>Preservation-Maintenance</u>						
		C 2015 M240 - STP - Flexible	2.900			
		C 2016 M240 - STP - Flexible	2.900			
		C 2017 M240 - STP - Flexible	2.900			
		C 2018 M240 - STP - Flexible	2.900			
		C 2019 M240 - STP - Flexible	2.900			
		C 2020 M240 - STP - Flexible	2.900			
		C 2021 M240 - STP - Flexible	2.900			
		C 2022 M240 - STP - Flexible	2.900			
		C 2023 M240 - STP - Flexible	2.900			
		C 2024 M240 - STP - Flexible	2.900			
		P 2015 M240 - STP - Flexible	.100			
		P 2016 M240 - STP - Flexible	.100			
		P 2017 M240 - STP - Flexible	.100			
		P 2018 M240 - STP - Flexible	.100			
		P 2019 M240 - STP - Flexible	.100			
		P 2020 M240 - STP - Flexible	.100			
		P 2021 M240 - STP - Flexible	.100			
		P 2022 M240 - STP - Flexible	.100			
		P 2023 M240 - STP - Flexible	.100			
		P 2024 M240 - STP - Flexible	.100			
		R 2015 M240 - STP - Flexible	.005			
		R 2016 M240 - STP - Flexible	.005			
		R 2017 M240 - STP - Flexible	.005			
		R 2018 M240 - STP - Flexible	.005			
		R 2019 M240 - STP - Flexible	.005			
		R 2020 M240 - STP - Flexible	.005			
		R 2021 M240 - STP - Flexible	.005			
		R 2022 M240 - STP - Flexible	.005			
		R 2023 M240 - STP - Flexible	.005			
		R 2024 M240 - STP - Flexible	.005			
			<u>.005</u>			
Highway and Bridge			I-Total:			30.050

Project Name/#/Id	Route/Road:	Location; Scope of Work	I\$(M)	Previous Prog. Yr	Previous Total\$	Comments:
STATEWIDE FBRPI [6601]	PRESERVATION	BRIDGE REHABILITATION, PAINTING, PRESERVATION & IMPROVEMENT PROJECTS (Federal Program)				Bridge preservation program \$8 million annually for preservation needs.
<u>Bridges</u>						
		C 2015 M240 - STP - Flexible	7.880			
		C 2016 M240 - STP - Flexible	7.880			
		C 2017 M240 - STP - Flexible	7.880			
		C 2018 M240 - STP - Flexible	7.880			
		C 2019 M240 - STP - Flexible	7.880			
		C 2020 M240 - STP - Flexible	7.880			
		C 2021 M240 - STP - Flexible	7.880			
		C 2022 M240 - STP - Flexible	7.880			
		C 2023 M240 - STP - Flexible	7.880			
		C 2024 M240 - STP - Flexible	7.880			
		P 2015 M240 - STP - Flexible	.100			
		P 2016 M240 - STP - Flexible	.100			
		P 2017 M240 - STP - Flexible	.100			
		P 2018 M240 - STP - Flexible	.100			
		P 2019 M240 - STP - Flexible	.100			
		P 2020 M240 - STP - Flexible	.100			
		P 2021 M240 - STP - Flexible	.100			
		P 2022 M240 - STP - Flexible	.100			
		P 2023 M240 - STP - Flexible	.100			
		P 2024 M240 - STP - Flexible	.100			
		R 2015 M240 - STP - Flexible	.020			
		R 2016 M240 - STP - Flexible	.020			
		R 2017 M240 - STP - Flexible	.020			
		R 2018 M240 - STP - Flexible	.020			
		R 2019 M240 - STP - Flexible	.020			
		R 2020 M240 - STP - Flexible	.020			
		R 2021 M240 - STP - Flexible	.020			
		R 2022 M240 - STP - Flexible	.020			
		R 2023 M240 - STP - Flexible	.020			
		R 2024 M240 - STP - Flexible	.020			
			<u>.020</u>			
Highway and Bridge			I-Total:			80.000

Project Name/#/Id	Route/Road:	Location; Scope of Work	I\$(M)	Previous Prog. Yr	Previous Total\$	Comments:
STATEWIDE CRDR [4157]	PRESERVATION	CULVERT REPLACEMENT/REHABILITATION & DRAINAGE REPAIRS (Annual Project)				Culvert replacement program \$1 million annually for preservation needs.
<u>Preservation-Maintenance</u>						
		C 2015 M240 - STP - Flexible	.870			
		C 2016 M240 - STP - Flexible	.870			
		C 2017 M240 - STP - Flexible	.870			
		C 2018 M240 - STP - Flexible	.870			
		C 2019 M240 - STP - Flexible	.870			
		C 2020 M240 - STP - Flexible	.870			
		C 2021 M240 - STP - Flexible	.870			
		C 2022 M240 - STP - Flexible	.870			
		C 2023 M240 - STP - Flexible	.870			
		C 2024 M240 - STP - Flexible	.870			
		P 2015 M240 - STP - Flexible	.100			
		P 2016 M240 - STP - Flexible	.100			
		P 2017 M240 - STP - Flexible	.100			
		P 2018 M240 - STP - Flexible	.100			
		P 2019 M240 - STP - Flexible	.100			
		P 2020 M240 - STP - Flexible	.100			
		P 2021 M240 - STP - Flexible	.100			
		P 2022 M240 - STP - Flexible	.100			
		P 2023 M240 - STP - Flexible	.100			
		P 2024 M240 - STP - Flexible	.100			
		R 2015 M240 - STP - Flexible	.030			
		R 2016 M240 - STP - Flexible	.030			
		R 2017 M240 - STP - Flexible	.030			
		R 2018 M240 - STP - Flexible	.030			
		R 2019 M240 - STP - Flexible	.030			
		R 2020 M240 - STP - Flexible	.030			
		R 2021 M240 - STP - Flexible	.030			
		R 2022 M240 - STP - Flexible	.030			
		R 2023 M240 - STP - Flexible	.030			
		R 2024 M240 - STP - Flexible	.030			
Highway and Bridge			I-Total:			10.000

Project Name/#/Id	Route/Road:	Location; Scope of Work	I\$(M)	Previous Prog. Yr	Previous Total\$	Comments:
STATEWIDE CBI [7237] <u>Preservation-Maintenance</u>	PRESERVATION	COMPLEX BRIDGE INSPECTION (PARENT)				
		P 2016 M240 - STP - Flexible	.025			
		P 2017 M240 - STP - Flexible	.025			
		P 2018 M240 - STP - Flexible	.025			
		P 2019 M240 - STP - Flexible	.025			
		P 2020 M240 - STP - Flexible	.025			
		P 2021 M240 - STP - Flexible	.025			
		P 2022 M240 - STP - Flexible	.025			
		P 2023 M240 - STP - Flexible	.025			
		P 2024 M240 - STP - Flexible	.025			
Highway and Bridge			I-Total:			.225
STATEWIDE- BET DRAINAGE BDRG [8732] <u>Preservation-Maintenance</u>	PRESERVATION	DRAINAGE IMPROVEMENTS PROGRAMMATIC				
		C 2015 BET - BETTERMENT (State FY)	.500			
		C 2016 BET - BETTERMENT (State FY)	.500			
		C 2017 BET - BETTERMENT (State FY)	.500			
		C 2018 BET - BETTERMENT (State FY)	.500			
		C 2019 BET - BETTERMENT (State FY)	.500			
		C 2020 BET - BETTERMENT (State FY)	.500			
		C 2021 BET - BETTERMENT (State FY)	.500			
		C 2022 BET - BETTERMENT (State FY)	.500			
		C 2023 BET - BETTERMENT (State FY)	.500			
		C 2024 BET - BETTERMENT (State FY)	.500			
Highway and Bridge			I-Total:			5.000

Project Name/#/Id	Route/Road:	Location; Scope of Work	I\$(M)	Previous Prog. Yr	Previous Total\$	Comments:
STATEWIDE GRR [785]	PRESERVATION	GUARDRAIL REPLACEMENT [Federal Aid Guardrail Improvement Program] (Annual Project)				Guardrail Replacement program, \$2 million annually for preservation needs.
<u>Preservation-Maintenance</u>						
		C 2015 M240 - STP - Flexible	1.880			
		C 2016 M240 - STP - Flexible	1.880			
		C 2017 M240 - STP - Flexible	1.880			
		C 2018 M240 - STP - Flexible	1.880			
		C 2019 M240 - STP - Flexible	1.880			
		C 2020 M240 - STP - Flexible	1.880			
		C 2021 M240 - STP - Flexible	1.880			
		C 2022 M240 - STP - Flexible	1.880			
		C 2023 M240 - STP - Flexible	1.880			
		C 2024 M240 - STP - Flexible	1.880			
		P 2015 M240 - STP - Flexible	.150			
		P 2016 M240 - STP - Flexible	.150			
		P 2017 M240 - STP - Flexible	.150			
		P 2018 M240 - STP - Flexible	.150			
		P 2019 M240 - STP - Flexible	.150			
		P 2020 M240 - STP - Flexible	.150			
		P 2021 M240 - STP - Flexible	.150			
		P 2022 M240 - STP - Flexible	.150			
		P 2023 M240 - STP - Flexible	.150			
		P 2024 M240 - STP - Flexible	.150			
		R 2015 M240 - STP - Flexible	.005			
		R 2016 M240 - STP - Flexible	.005			
		R 2017 M240 - STP - Flexible	.005			
		R 2018 M240 - STP - Flexible	.005			
		R 2019 M240 - STP - Flexible	.005			
		R 2020 M240 - STP - Flexible	.005			
		R 2021 M240 - STP - Flexible	.005			
		R 2022 M240 - STP - Flexible	.005			
		R 2023 M240 - STP - Flexible	.005			
		R 2024 M240 - STP - Flexible	.005			
		I-Total:	20.350			

Highway and Bridge

Project Name/#/Id	Route/Road:	Location; Scope of Work	I\$(M)	Previous Prog. Yr	Previous Total\$	Comments:
STATEWIDE DISTRICTS BGRR [2365] <u>Preservation-Maintenance</u>	PRESERVATION	GUARDRAIL REPLACEMENT @ VARIOUS LOCATIONS [Parent] {Annual Betterment}				
		C 2015 BET - BETTERMENT (State FY)	1.200			
		C 2016 BET - BETTERMENT (State FY)	1.200			
		C 2017 BET - BETTERMENT (State FY)	1.200			
		C 2018 BET - BETTERMENT (State FY)	1.200			
		C 2019 BET - BETTERMENT (State FY)	1.200			
		C 2020 BET - BETTERMENT (State FY)	1.200			
		C 2021 BET - BETTERMENT (State FY)	1.200			
		C 2022 BET - BETTERMENT (State FY)	1.200			
		C 2023 BET - BETTERMENT (State FY)	1.200			
		C 2024 BET - BETTERMENT (State FY)	1.200			
Highway and Bridge			I-Total:		12.000	

Project Name/#/Id	Route/Road:	Location; Scope of Work	I\$(M)	Previous Prog. Yr	Previous Total\$	Comments:
STATEWIDE HSIP [6767]	PRESERVATION	HIGHWAY SAFETY IMPROVEMENT PROGRAM (HSIP) [PARENT]				Federal specified funding for safety projects in accordance with the Highway Safety Improvement Program.
<u>Mandated Federal</u>						
		C 2015 MS30 - Highway Safety Improvement Program (HSIP)	9.546			
		C 2016 MS30 - Highway Safety Improvement Program (HSIP)	9.546			
		C 2017 MS30 - Highway Safety Improvement Program (HSIP)	9.546			
		C 2018 MS30 - Highway Safety Improvement Program (HSIP)	9.546			
		C 2019 MS30 - Highway Safety Improvement Program (HSIP)	9.546			
		C 2020 MS30 - Highway Safety Improvement Program (HSIP)	9.546			
		C 2021 MS30 - Highway Safety Improvement Program (HSIP)	9.546			
		C 2022 MS30 - Highway Safety Improvement Program (HSIP)	9.546			
		C 2023 MS30 - Highway Safety Improvement Program (HSIP)	9.546			
		C 2024 MS30 - Highway Safety Improvement Program (HSIP)	9.546			
		P 2015 MS30 - Highway Safety Improvement Program (HSIP)	.222			
		P 2016 MS30 - Highway Safety Improvement Program (HSIP)	.222			
		P 2017 MS30 - Highway Safety Improvement Program (HSIP)	.222			
		P 2018 MS30 - Highway Safety Improvement Program (HSIP)	.222			
		P 2019 MS30 - Highway Safety Improvement Program (HSIP)	.222			
		P 2020 MS30 - Highway Safety Improvement Program (HSIP)	.222			
		P 2021 MS30 - Highway Safety Improvement Program (HSIP)	.222			
		P 2022 MS30 - Highway Safety Improvement Program (HSIP)	.222			
		P 2023 MS30 - Highway Safety Improvement Program (HSIP)	.222			
		P 2024 MS30 - Highway Safety Improvement Program (HSIP)	.222			
		R 2015 MS30 - Highway Safety Improvement Program (HSIP)	.033			
		R 2016 MS30 - Highway Safety Improvement Program (HSIP)	.033			
		R 2017 MS30 - Highway Safety Improvement Program (HSIP)	.033			
		R 2018 MS30 - Highway Safety Improvement Program (HSIP)	.033			
		R 2019 MS30 - Highway Safety Improvement Program (HSIP)	.033			
		R 2020 MS30 - Highway Safety Improvement Program (HSIP)	.033			
		R 2021 MS30 - Highway Safety Improvement Program (HSIP)	.033			
		R 2022 MS30 - Highway Safety Improvement Program (HSIP)	.033			
		R 2023 MS30 - Highway Safety Improvement Program (HSIP)	.033			
		R 2024 MS30 - Highway Safety Improvement Program (HSIP)	.033			
Highway and Bridge			I-Total:		98.015	

Project Name/#/Id	Route/Road:	Location; Scope of Work	I\$(M)	Previous Prog. Yr	Previous Total\$	Comments:
STATEWIDE- BET BR REHAB BETBMT [8730] <u>Preservation-Maintenance</u>	PRESERVATION	RECONSTRUCTION AND REPAIR OF STATE BRIDGES. PROGRAMMATIC.				
		C 2015 BET - BETTERMENT (State FY)	.500			
		C 2016 BET - BETTERMENT (State FY)	.500			
		C 2017 BET - BETTERMENT (State FY)	.500			
		C 2018 BET - BETTERMENT (State FY)	.500			
		C 2019 BET - BETTERMENT (State FY)	.500			
		C 2020 BET - BETTERMENT (State FY)	.500			
		C 2021 BET - BETTERMENT (State FY)	.500			
		C 2022 BET - BETTERMENT (State FY)	.500			
		C 2023 BET - BETTERMENT (State FY)	.500			
		C 2024 BET - BETTERMENT (State FY)	.500			
Highway and Bridge			I-Total:			
					5.000	

Project Name/#/Id	Route/Road:	Location; Scope of Work	I\$(M)	Previous Prog. Yr	Previous Total\$	Comments:
STATEWIDE RRRCS [1147]	RAIL	RECONSTRUCTION OF CROSSINGS, SIGNALS, & RELATED WORK (Annual Project)				Force Account with Railroad to improve safety of railroad crossings.
<u>Mandated Federal</u>						
		C 2015 MS40 - Railway-Highway - Hazard Elimination	.550			
		C 2015 MS50 - Railway-Highway - Protective Devices	.550			
		C 2016 MS40 - Railway-Highway - Hazard Elimination	.550			
		C 2016 MS50 - Railway-Highway - Protective Devices	.550			
		C 2017 MS40 - Railway-Highway - Hazard Elimination	.550			
		C 2017 MS50 - Railway-Highway - Protective Devices	.550			
		C 2018 MS40 - Railway-Highway - Hazard Elimination	.550			
		C 2018 MS50 - Railway-Highway - Protective Devices	.550			
		C 2019 MS40 - Railway-Highway - Hazard Elimination	.550			
		C 2019 MS50 - Railway-Highway - Protective Devices	.550			
		C 2020 MS40 - Railway-Highway - Hazard Elimination	.550			
		C 2020 MS50 - Railway-Highway - Protective Devices	.550			
		C 2021 MS40 - Railway-Highway - Hazard Elimination	.550			
		C 2021 MS50 - Railway-Highway - Protective Devices	.550			
		C 2022 MS40 - Railway-Highway - Hazard Elimination	.550			
		C 2022 MS50 - Railway-Highway - Protective Devices	.550			
		C 2023 MS40 - Railway-Highway - Hazard Elimination	.550			
		C 2023 MS50 - Railway-Highway - Protective Devices	.550			
		C 2024 MS40 - Railway-Highway - Hazard Elimination	.550			
		C 2024 MS50 - Railway-Highway - Protective Devices	.550			
		P 2015 MS50 - Railway-Highway - Protective Devices	.040			
		P 2016 MS40 - Railway-Highway - Hazard Elimination	.040			
		P 2017 MS50 - Railway-Highway - Protective Devices	.040			
		P 2018 MS40 - Railway-Highway - Hazard Elimination	.040			
		P 2019 MS50 - Railway-Highway - Protective Devices	.040			
		P 2020 MS40 - Railway-Highway - Hazard Elimination	.040			
		P 2021 MS50 - Railway-Highway - Protective Devices	.040			
		P 2022 MS40 - Railway-Highway - Hazard Elimination	.040			
		P 2023 MS50 - Railway-Highway - Protective Devices	.040			
		P 2024 MS40 - Railway-Highway - Hazard Elimination	.040			
		R 2015 MS50 - Railway-Highway - Protective Devices	.020			
		R 2016 MS40 - Railway-Highway - Hazard Elimination	.020			
		R 2017 MS50 - Railway-Highway - Protective Devices	.020			
		R 2018 MS40 - Railway-Highway - Hazard Elimination	.020			
		R 2019 MS50 - Railway-Highway - Protective Devices	.020			
		R 2020 MS40 - Railway-Highway - Hazard Elimination	.020			
		R 2021 MS50 - Railway-Highway - Protective Devices	.020			
		R 2022 MS40 - Railway-Highway - Hazard Elimination	.020			
		R 2023 MS50 - Railway-Highway - Protective Devices	.020			
		R 2024 MS40 - Railway-Highway - Hazard Elimination	.020			
		I-Total:	<u>11.596</u>			

Rail

Project Name/#/Id	Route/Road:	Location; Scope of Work	I\$(M)	Previous Prog. Yr	Previous Total\$	Comments:
STATEWIDE 16315 [3493]	RAIL	REVOLVING LOAN FUND FOR SHORTLINE RAILROADS				Proceeds from repayment of outstanding loans to eligible railroads. Discrete improvements in infrastructure or equipment. Self funded through repayment of loans.
		R 2015 RAIL - RAILROAD			.413	
Rail					<u>.413</u>	
			I-Total:		.413	
STATEWIDE 16316 [3494]	RAIL	SPECIAL RAILROAD FUND				Maintenance on State-Owned Railroads. Fund to repair State-owned Railroad lines. Funded by Railroad operators.
		C 2015 RAIL - RAILROAD			.400	
		C 2016 RAIL - RAILROAD			.400	
		C 2017 RAIL - RAILROAD			.400	
		C 2018 RAIL - RAILROAD			.400	
		C 2019 RAIL - RAILROAD			.400	
		C 2020 RAIL - RAILROAD			.400	
		C 2021 RAIL - RAILROAD			.400	
		C 2022 RAIL - RAILROAD			.400	
		C 2023 RAIL - RAILROAD			.400	
		C 2024 RAIL - RAILROAD			.400	
Rail					<u>.400</u>	
			I-Total:		4.000	
STATEWIDE PVMRK [1146]	TRAFFIC	PAVEMENT MARKING (Annual Project)				Annual pavement striping program funding.
		C 2015 M240 - STP - Flexible			3.100	
		C 2016 M240 - STP - Flexible			3.100	
		C 2017 M240 - STP - Flexible			3.100	
		C 2018 M240 - STP - Flexible			3.100	
		C 2019 M240 - STP - Flexible			3.100	
		C 2020 M240 - STP - Flexible			3.100	
		C 2021 M240 - STP - Flexible			3.100	
		C 2022 M240 - STP - Flexible			3.100	
		C 2023 M240 - STP - Flexible			3.100	
		C 2024 M240 - STP - Flexible			3.100	
Highway and Bridge					<u>31.000</u>	
			I-Total:		31.000	

Project Name/#/Id	Route/Road:	Location; Scope of Work	I\$(M)	Previous Prog. Yr	Previous Total\$	Comments:
Statewide [9010] <u>Individual Projects</u>	Traffic	Plan preparation, public outreach, and signage to transition to mile point referenced exit numbers				
		C 2016 M240 - STP - Flexible	.320			New Project
		C 2017 M240 - STP - Flexible	.330			New Project
		C 2018 M240 - STP - Flexible	.340			New Project
		P 2015 M240 - STP - Flexible	.103			
Highway and Bridge			I-Total:	1.093		
STATEWIDE DISTRICTS BSEU [3833] <u>Preservation-Maintenance</u>	TRAFFIC	SIGNAL EQUIPMENT UPGRADES @ VARIOUS LOCATIONS (Bureau of Traffic)				Small State System Signal Improvement Project.
		C 2015 BET - BETTERMENT (State FY)	.100			
		C 2016 BET - BETTERMENT (State FY)	.100			
		C 2017 BET - BETTERMENT (State FY)	.100			
		C 2018 BET - BETTERMENT (State FY)	.100			
		C 2019 BET - BETTERMENT (State FY)	.100			
		C 2020 BET - BETTERMENT (State FY)	.100			
		C 2021 BET - BETTERMENT (State FY)	.100			
		C 2022 BET - BETTERMENT (State FY)	.100			
		C 2023 BET - BETTERMENT (State FY)	.100			
		C 2024 BET - BETTERMENT (State FY)	.100			
Highway and Bridge			I-Total:	1.000		
STATEWIDE TSMO [4227] <u>Individual Projects</u>	TRAFFIC	TRANSPORTATION SYSTEMS MANAGEMENT & OPERATIONS (ITS, CARS-511)				Programmatic operational funding support for TMC.
		P 2015 M400 - CMAQ - Congestion Mitigation & Air Quality Improve	.250			
		P 2016 M400 - CMAQ - Congestion Mitigation & Air Quality Improve	.250			
		P 2017 M400 - CMAQ - Congestion Mitigation & Air Quality Improve	.250			
		P 2018 M400 - CMAQ - Congestion Mitigation & Air Quality Improve	.250			
		P 2019 M400 - CMAQ - Congestion Mitigation & Air Quality Improve	.250			
		P 2020 M400 - CMAQ - Congestion Mitigation & Air Quality Improve	.250			
		P 2021 M400 - CMAQ - Congestion Mitigation & Air Quality Improve	.250			
		P 2022 M400 - CMAQ - Congestion Mitigation & Air Quality Improve	.250			
		P 2023 M400 - CMAQ - Congestion Mitigation & Air Quality Improve	.250			
		P 2024 M400 - CMAQ - Congestion Mitigation & Air Quality Improve	.250			
Highway and Bridge			I-Total:	2.500		

Project Name/#/Id	Route/Road:	Location; Scope of Work	I\$(M)	Previous Prog. Yr	Previous Total\$	Comments:
STATEWIDE USSS [2735]	TRAFFIC	UPDATE SIGNING ON STATE SYSTEM (Annual Project)				Signing Replacement / Upgrade Program. \$0.5M annually for preservation needs.
<u>Preservation-Maintenance</u>						
		C 2015 M240 - STP - Flexible	.500			
		C 2016 M240 - STP - Flexible	.500			
		C 2017 M240 - STP - Flexible	.500			
		C 2018 M240 - STP - Flexible	.500			
		C 2019 M240 - STP - Flexible	.500			
		C 2020 M240 - STP - Flexible	.500			
		C 2021 M240 - STP - Flexible	.500			
		C 2022 M240 - STP - Flexible	.500			
		C 2023 M240 - STP - Flexible	.500			
		C 2024 M240 - STP - Flexible	.500			
		P 2015 M240 - STP - Flexible	.010			
		P 2016 M240 - STP - Flexible	.010			
		P 2017 M240 - STP - Flexible	.010			
		P 2018 M240 - STP - Flexible	.010			
		P 2019 M240 - STP - Flexible	.010			
		P 2020 M240 - STP - Flexible	.010			
		P 2021 M240 - STP - Flexible	.010			
		P 2022 M240 - STP - Flexible	.010			
		P 2023 M240 - STP - Flexible	.010			
		P 2024 M240 - STP - Flexible	.010			
Highway and Bridge			I-Total:		5.100	
STATEWIDE [3505]	TRANSIT	Enhanced mobility of seniors and individuals with disabilities				Annual Program Funding. Assumes 20% match of the federal funds.
<u>Transit</u>						
		2015 FT14 - FTA SECTION 5310 DISABILITIES PROGRAM	1.336			
		2016 FT14 - FTA SECTION 5310 DISABILITIES PROGRAM	1.336			
		2017 FT14 - FTA SECTION 5310 DISABILITIES PROGRAM	1.336			
		2018 FT14 - FTA SECTION 5310 DISABILITIES PROGRAM	1.336			
		2019 FT14 - FTA SECTION 5310 DISABILITIES PROGRAM	1.336			
		2020 FT14 - FTA SECTION 5310 DISABILITIES PROGRAM	1.336			
		2021 FT14 - FTA SECTION 5310 DISABILITIES PROGRAM	1.336			
		2022 FT14 - FTA SECTION 5310 DISABILITIES PROGRAM	1.336			
		2023 FT14 - FTA SECTION 5310 DISABILITIES PROGRAM	1.336			
		2024 FT14 - FTA SECTION 5310 DISABILITIES PROGRAM	1.336			
Transit			I-Total:		13.364	

Project Name/#/Id	Route/Road:	Location; Scope of Work	I\$(M)	Previous Prog. Yr	Previous Total\$	Comments:
STATEWIDE [8334]	TRANSIT	ELDERLY AND DISABLED (POINT OF SERVICE) [STP Transfer to 5310]				Supports Point of Service Transportation activities through the region coordinating committees.
<i>Individual Projects</i>						
		C 2015 M240 - STP - Flexible	.800			
		C 2016 M240 - STP - Flexible	.800			
		C 2017 M240 - STP - Flexible	.800			
		C 2018 M240 - STP - Flexible	.800			
		C 2019 M240 - STP - Flexible	.800			
		C 2020 M240 - STP - Flexible	.800			
		C 2021 M240 - STP - Flexible	.800			
		C 2022 M240 - STP - Flexible	.800			
		C 2023 M240 - STP - Flexible	.800			
		C 2023 M240 - STP - Flexible	.800			
		C 2024 M240 - STP - Flexible	.800			
		C 2024 M240 - STP - Flexible	.800			
Highway and Bridge			I-Total:		9.600	
STATEWIDE FTA5339 [8673]	TRANSIT	FTA 5339 PROGRAM (Capital bus and bus facilities)				
<i>Transit</i>						
		2015 FT24 - BUS AND BUS FACILITIES-SECTION 5339	2.359			
		2016 FT24 - BUS AND BUS FACILITIES-SECTION 5339	2.435			
		2017 FT24 - BUS AND BUS FACILITIES-SECTION 5339	2.513			
		2018 FT24 - BUS AND BUS FACILITIES-SECTION 5339	2.593			
		2019 FT24 - BUS AND BUS FACILITIES-SECTION 5339	2.676			
		2020 FT24 - BUS AND BUS FACILITIES-SECTION 5339	2.762			
		2021 FT24 - BUS AND BUS FACILITIES-SECTION 5339	2.850			
		2022 FT24 - BUS AND BUS FACILITIES-SECTION 5339	2.941			
		2023 FT24 - BUS AND BUS FACILITIES-SECTION 5339	3.035			
		2024 FT24 - BUS AND BUS FACILITIES-SECTION 5339	3.132			
Transit			I-Total:		27.297	

Project Name/#/Id	Route/Road:	Location; Scope of Work	I\$(M)	Previous Prog. Yr	Previous Total\$	Comments:
STATEWIDE [3506]	TRANSIT	RURAL PUBLIC TRANSIT				Annual Program Funding. Assumes 50% match of the federal funds.
<u>Transit</u>						
		2015 FT18 - FTA SECTION 5311 RURAL TRANSIT OPERATING	8.000			
		2016 FT18 - FTA SECTION 5311 RURAL TRANSIT OPERATING	8.000			
		2017 FT18 - FTA SECTION 5311 RURAL TRANSIT OPERATING	8.000			
		2018 FT18 - FTA SECTION 5311 RURAL TRANSIT OPERATING	8.000			
		2019 FT18 - FTA SECTION 5311 RURAL TRANSIT OPERATING	8.000			
		2020 FT18 - FTA SECTION 5311 RURAL TRANSIT OPERATING	8.000			
		2021 FT18 - FTA SECTION 5311 RURAL TRANSIT OPERATING	8.000			
		2022 FT18 - FTA SECTION 5311 RURAL TRANSIT OPERATING	8.000			
		2023 FT18 - FTA SECTION 5311 RURAL TRANSIT OPERATING	8.000			
		2024 FT18 - FTA SECTION 5311 RURAL TRANSIT OPERATING	8.000			
Transit			I-Total:		80.000	
STATEWIDE TOLL SERVICES 25224 [8667]	TURNPIKES	ON-CALL TOLL SYSTEM SERVICE AGREEMENT- JACOBS ENGINEERING. (TURNPIKE CAPITAL PROGRAM)				
<u>Eng & ROW</u>						
		P 2015 TPK - TURNPIKE EXPANSION (State FY)	.250			
Highway and Bridge			I-Total:		.250	
STATEWIDE TRR [4042]	TURNPIKES	PROJECTS TO BE DETERMINED ON TURNPIKE SYSTEM (Annual Project)				Turnpike funding for routine preservation work on Turnpike System as required by bond covenants.
<u>Preservation-Maintenance</u>						
		C 2015 TRR - TURNPIKE RENEWAL & REPLACEMENT (State FY)	7.685			
		C 2016 TRR - TURNPIKE RENEWAL & REPLACEMENT (State FY)	11.600			
		C 2017 TRR - TURNPIKE RENEWAL & REPLACEMENT (State FY)	11.500			
		C 2018 TRR - TURNPIKE RENEWAL & REPLACEMENT (State FY)	11.850			
		C 2019 TRR - TURNPIKE RENEWAL & REPLACEMENT (State FY)	12.000			
		C 2020 TRR - TURNPIKE RENEWAL & REPLACEMENT (State FY)	12.000			
		C 2021 TRR - TURNPIKE RENEWAL & REPLACEMENT (State FY)	12.000			
		C 2022 TRR - TURNPIKE RENEWAL & REPLACEMENT (State FY)	12.000			
		C 2023 TRR - TURNPIKE RENEWAL & REPLACEMENT (State FY)	12.000			
		C 2024 TRR - TURNPIKE RENEWAL & REPLACEMENT (State FY)	12.000			
Highway and Bridge			I-Total:		114.635	

Project Name/#/Id	Route/Road:	Location; Scope of Work	I\$(M)	Previous Prog. Yr	Previous Total\$	Comments:
STATEWIDE 25238 [8677] <u>Eng & ROW</u>	TURNPIKES	STATEWIDE ROW SERVICES (TURNPIKES CENTRAL CORRIDOR)				
		P 2015 TPK - TURNPIKE EXPANSION (State FY)	.005			
		P 2016 TPK - TURNPIKE EXPANSION (State FY)	.005			
		R 2015 TPK - TURNPIKE EXPANSION (State FY)	.025			
		R 2016 TPK - TURNPIKE EXPANSION (State FY)	.025			
Highway and Bridge			I-Total:		.060	
STATEWIDE TOLL SERVICES 25226 [8716] <u>Eng & ROW</u>	TURNPIKES	TRAFFIC AND REVENUE STUDIES, PREPARATION AND REPRESENTATION FOR BOND ISSUANCES, HIGH SPEED TOLLING AND ELECTRONIC TOLLING DESIGN AND OVERSIGHT OF INSTALLATION. DEVELOPMENT OF RFQ/RFP SOR SPECIAL PROJECTS. [TURNPIKE CAPITAL PROGRAM ORG CODE 7511]				
		P 2015 TPK - TURNPIKE EXPANSION (State FY)	.250			
Highway and Bridge			I-Total:		.250	
STATEWIDE RWIS 25198 [8635] <u>Individual Projects</u>	VARIOUS	DESIGN, PROCURE AND INSTALL ROAD AND WEATHER INFORMATION SYSTEM INFRASTRUCTURE. FIELD INSTALLED WEATHER STATIONS AND MOBILE WEATHER DEVICES				
		C 2015 M240 - STP - Flexible	.170			New Project
Highway and Bridge			I-Total:		.170	
STATEWIDE 27022 [11731] <u>Preservation-Maintenance</u>	VARIOUS	MAINTENANCE OF STATEWIDE ITS DEVICES				
		C 2015 M240 - STP - Flexible	.114			
Highway and Bridge			I-Total:		.114	
STEWARTSTOWN 16312 [6782] <u>Red List Bridges</u>	NH 145	REPLACE BRIDGE OVER BISHOP BROOK - 121/114 (Red List)				2013 Bridge Priority #6
		C 2016 L1C0 - BRIDGE PROGRAM - ON/OFF SYSTEM	2.109			New Project
		P 2015 L1C0 - BRIDGE PROGRAM - ON/OFF SYSTEM	.040			
		P 2016 L1C0 - BRIDGE PROGRAM - ON/OFF SYSTEM	.041			
		R 2015 L1C0 - BRIDGE PROGRAM - ON/OFF SYSTEM	.011			
		R 2016 L1C0 - BRIDGE PROGRAM - ON/OFF SYSTEM	.006			
Highway and Bridge			I-Total:		2.207	

Project Name/#/Id	Route/Road:	Location; Scope of Work	I\$(M)	Previous Prog. Yr	Previous Total\$	Comments:
STEWARTSTOWN, NH - CANAAN, VT 15838 [7416] <u>Red List Bridges</u>	BRIDGE STREET	BRIDGE REHABILITATION OVER CONNECTICUT RIVER - 054/163 {Red List}				2013 Bridge Priority #3.
		C 2016 L110 - BRIDGE PROGRAM - OFF SYSTEM	3.834	2016		
		C 2016 L110 - BRIDGE PROGRAM - OFF SYSTEM	.767	2016		
		C 2016 VT - VERMONT'S CONTRIBUTION	1.356	2016		
		C 2016 VT - VERMONT'S CONTRIBUTION	.272	2016		
Highway and Bridge		I-Total:	6.229		6.141	
SUGAR HILL 24218 [8581] <u>Bridges</u>	CRANE HILL ROAD	BRIDGE REHAB OVER GALE RIVER - 202/128 [SAB*4216] {State Aid Bridge Program}				Specific project from Statewide program, Local Administration.
		C 2022 SAB - STATE AID BRIDGE (State FY), 20% = Town	.978	New Project		
		P 2022 SAB - STATE AID BRIDGE (State FY), 20% = Town	.129			
		R 2022 SAB - STATE AID BRIDGE (State FY), 20% = Town	.006			
Highway and Bridge		I-Total:	1.113			
SUMMER YOUTH LANDSCAPE PROGRAM SMRLN [1766] <u>Individual Projects</u>	ADMINISTRATION	ESTABLISHMENT OF SUMMER LANDSCAPING YOUTH PROGRAM TO PERFORM MAINTENANCE & OTHER RELATED WORK STATEWIDE [Annual Project]				Program Funding for Summer Landscaping Youth Program.
		C 2015 M240 - STP - Flexible	.040			
		C 2016 M240 - STP - Flexible	.040			
		C 2017 M240 - STP - Flexible	.040			
		C 2018 M240 - STP - Flexible	.040			
		C 2019 M240 - STP - Flexible	.040			
		C 2020 M240 - STP - Flexible	.040			
		C 2021 M240 - STP - Flexible	.040			
		C 2022 M240 - STP - Flexible	.040			
		C 2023 M240 - STP - Flexible	.040			
		C 2024 M240 - STP - Flexible	.040			
Highway and Bridge		I-Total:	.400			
SUNAPEE 15836 [7414] <u>Bridges</u>	LOWER MAIN STREET	REPAIR / REPLACE BRIDGE OVER SUGAR RIVER - 094/100 {Red List} [SAB*4216] {State Aid Bridge Program}				Specific project from Statewide program, Local Administration.
		C 2017 SAB - STATE AID BRIDGE (State FY), 20% = Town	.426	2017		
		P 2017 SAB - STATE AID BRIDGE (State FY), 20% = Town	.074			
Highway and Bridge		I-Total:	.499		0.454	

Project Name/#/Id	Route/Road:	Location; Scope of Work	I\$(M)	Previous Prog. Yr	Previous Total\$	Comments:
Swanzy 27692 [12300] <u>Red List Bridges</u>	NH 32	Bridge replacement, over Martin Brook Br # 149/072. (RED LIST)				Bridge Priority List #76.
Highway and Bridge		C 2023 M240 - STP - Flexible	1.726		New Project	
		I-Total:	1.726			
TAMWORTH 16239 [7813] <u>Red List Bridges</u>	NH 113	BRIDGE REPLACEMENT OVER BEARCAMP RIVER - 150/106 {Red List}				2013 Bridge Priority #79
Highway and Bridge		C 2022 L1C0 - BRIDGE PROGRAM - ON/OFF SYSTEM	6.369	2022		
		P 2015 M001 - National Highway Performance Program (NHPP)	.341			
		I-Total:	6.709		3.100	
THORNTON 15938 [7523] <u>Bridges</u>	COVERED BRIDGE ROAD	BRIDGE REHABILITATION OVER MILL BROOK - 183/107 {Red List} [SAB*4216] {State Aid Bridge Program}				Specific project from Statewide program, Local Administration.
Highway and Bridge		C 2018 SAB - STATE AID BRIDGE (State FY), 20% = Town	.760	2018		
		P 2018 SAB - STATE AID BRIDGE (State FY), 20% = Town	.119			
		R 2018 SAB - STATE AID BRIDGE (State FY), 20% = Town	.011			
		I-Total:	.890		0.785	
TMC - MAINTENANCE TMC-MAINT [8636] <u>Individual Projects</u>		ITS MAINTENANCE OPERATIONS TO INCLUDE CCTV, DMS, RWIS, VSL, MICROWAVE AND FIBER OPTIC INFRASTRUCTURE [Annual Program]				
Highway and Bridge		C 2015 M240 - STP - Flexible	.103		New Project	
		I-Total:	.103			
UNH / Wildcat Transit 68070 [99995] <u>Transit</u>	Various	Capital Equipment Purchases and Operating Support for UNH/Wildcat Bus Services				
		2015 M400 - CMAQ - Congestion Mitigation & Air Quality Improve	.199			
		2015 TPK - TURNPIKE EXPANSION (State FY)	.048			
		2016 TPK - TURNPIKE EXPANSION (State FY)	.242			
		2017 TPK - TURNPIKE EXPANSION (State FY)	.242			
		I-Total:	.731			
WALPOLE - CHARLESTOWN 14747 [1891] <u>Individual Projects</u>	NH 12	RECONSTRUCTION FROM MAIN STREET IN WALPOLE TO NH 12A IN CHARLESTOWN, REMOVE CONCRETE BASE, ADD SHOULDERS AND IMPROVE DRAINAGE				ULSRPC Regional Priority #1
Highway and Bridge		C 2016 L250 - STP - RURAL AREAS < 5,000k	9.585	2015		
		C 2017 L250 - STP - RURAL AREAS < 5,000k	4.396	2016		
		I-Total:	13.981		13.660	

~DRAFT~

Phase:

C = Construction

P = Preliminary Engineering

R = Right of Way

Project Name/#/Id	Route/Road:	Location; Scope of Work	I\$(M)	Previous Prog. Yr	Previous Total\$	Comments:
WARNER 15907 [7497] <u>Red List Bridges</u>	NH 127	BRIDGE REPLACEMENT OVER WARNER RIVER - 254/180 {Red List}				2013 Bridge Priority #63
Highway and Bridge		C 2021 L1C0 - BRIDGE PROGRAM - ON/OFF SYSTEM	2.537	2021		
		I-Total:	2.537			2.035
WARNER - SUTTON 15747 [3253] <u>Interstate Maintenance</u>	I-89	PAVEMENT REHABILITATION FROM EXIT 9 TO EXIT 10 (7 MILES) [4R]				Interstate 4R
Highway and Bridge		C 2019 L010 - INTERSTATE MAINTENANCE	8.000	2019		
		C 2020 L010 - INTERSTATE MAINTENANCE	5.333	2020		
		P 2017 L010 - INTERSTATE MAINTENANCE	.110			
		P 2018 L010 - INTERSTATE MAINTENANCE	.113			
		I-Total:	13.557			13.533
WASHINGTON 20300 [7915] <u>Bridges</u>	DOLE SCHOOL ROAD	BRIDGE REPLACEMENT OVER HIGHLAND LAKE OUTLET - 165/041 {Red List} [SAB*4216] {State Aid Bridge Program}				Specific project from Statewide program, Local Administration.
Highway and Bridge		C 2020 SAB - STATE AID BRIDGE (State FY), 20% = Town	.411	2020		
		P 2020 SAB - STATE AID BRIDGE (State FY), 20% = Town	.073			
		R 2020 SAB - STATE AID BRIDGE (State FY), 20% = Town	.001			
		I-Total:	.485			0.400
WHITEFIELD [3490] <u>Aeronautics</u>	MT. WASHINGTON AIRPORT	Preservation - Hazard beacon and SRE improvements. Master planning and wildlife hazard assessment.				
Aeronautics		2015 AIP - AIRPORT IMPROVEMENT PROGRAM	.516			
		2016 AIP - AIRPORT IMPROVEMENT PROGRAM	.473			
		2017 AIP - AIRPORT IMPROVEMENT PROGRAM	.244			
		I-Total:	1.234			
WHITEFIELD [6596] <u>Aeronautics</u>	MT. WASHINGTON REGIONAL AIRPORT	Modernization - runway, taxiway, and apron improvements				Address Safety Concerns.
Aeronautics		2018 AIP - AIRPORT IMPROVEMENT PROGRAM	.504			
		I-Total:	.504			
WHITEFIELD 15732 [7261] <u>Red List Bridges</u>	WATER STREET	REPAIR / REPLACEMENT OF BRIDGE - 106/106 [PARENT #4216] {Red List}				Specific project from Statewide program, Local Administration.
Highway and Bridge		P 2016 SAB - STATE AID BRIDGE (State FY), 20% = Town	.080			
		I-Total:	.080			

Project Name/#/Id	Route/Road:	Location; Scope of Work	I\$(M)	Previous Prog. Yr	Previous Total\$	Comments:
WHITEFIELD 16025 [7630] <u>Bridges</u>	HAZEN ROAD	BRIDGE REHABILITATION OVER JOHNS RIVER - 159/098 {Red List} [SAB*4216] {State Aid Bridge Program}				Specific project from Statewide program, Local Administration.
		C 2019 SAB - STATE AID BRIDGE (State FY), 20% = Town	.170	2019		
		P 2019 SAB - STATE AID BRIDGE (State FY), 20% = Town	.029			
		R 2019 SAB - STATE AID BRIDGE (State FY), 20% = Town	.006			
Highway and Bridge		I-Total:	.205			0.175
WILTON 15767 [7303] <u>Bridges</u>	KING BROOK ROAD	BRIDGE REHABILITATION OVER KING BROOK - 074/060 {Red List} [SAB*4216] {State Aid Bridge Program}				Specific project from Statewide program, Local Administration.
		C 2017 SAB - STATE AID BRIDGE (State FY), 20% = Town	.269	2017		
		P 2017 SAB - STATE AID BRIDGE (State FY), 20% = Town	.055			
		R 2017 SAB - STATE AID BRIDGE (State FY), 20% = Town	.005			
Highway and Bridge		I-Total:	.330			0.300
WILTON 15768 [7304] <u>Bridges</u>	OLD COUNTY FARM ROAD	BRIDGE REPLACEMENT OVER BLOOD BROOK - 060/118 {Red List} [SAB*4216] {State Aid Bridge Program}				Specific project from Statewide program, Local Administration.
		C 2016 SAB - STATE AID BRIDGE (State FY), 20% = Town	.181	2016		
		P 2016 SAB - STATE AID BRIDGE (State FY), 20% = Town	.048			
		R 2016 SAB - STATE AID BRIDGE (State FY), 20% = Town	.005			
Highway and Bridge		I-Total:	.234			0.220
WILTON 26201 [8737] <u>Bridges</u>	STAGE COACH ROAD	BRIDGE REPLACEMENT OVER BURTON POND - 086/142				Specific project from Statewide program, Local Administration.
		C 2021 SAB - STATE AID BRIDGE (State FY), 20% = Town	.211	New Project		
		P 2021 SAB - STATE AID BRIDGE (State FY), 20% = Town	.049			
		R 2021 SAB - STATE AID BRIDGE (State FY), 20% = Town	.008			
Highway and Bridge		I-Total:	.267			
WILTON - MILFORD - AMHERST - BEDFORD 13692 [2739] <u>Individual Projects</u>	NH 101	SAFETY IMPROVEMENTS @ VARIOUS LOCATIONS FROM WILTON TO WALLACE RD IN BEDFORD AS DETERMINED BY CORRIDOR STUDY				Interim safety improvements
		C 2019 L050 - NATIONAL HIGHWAY SYSTEM	3.980			
		C 2020 M001 - National Highway Performance Program (NHPP)	5.194	2020		
		P 2018 M001 - National Highway Performance Program (NHPP)	.250			
		R 2016 M001 - National Highway Performance Program (NHPP)	.117			
		R 2018 M001 - National Highway Performance Program (NHPP)	.062			
Highway and Bridge		I-Total:	9.604			10.000

Project Name/#/Id	Route/Road:	Location; Scope of Work	I\$(M)	Previous Prog. Yr	Previous Total\$	Comments:
WINCHESTER 20819 [7994] <u>Red List Bridges</u>	NH 10	REHABILITATION OR REPLACEMENT OF 12' CONCRETE BOX OVER FOREST LAKE OUTLET - 137/121 RED LIST.				2013 Bridge Priority #77
		C 2021 L250 - STP - RURAL AREAS < 5,000k	1.158	2021		
		P 2015 L250 - STP - RURAL AREAS < 5,000k	.051			
		P 2016 L250 - STP - RURAL AREAS < 5,000k	.012			
		R 2015 L250 - STP - RURAL AREAS < 5,000k	.011			
		R 2021 L250 - STP - RURAL AREAS < 5,000k	.007			
Highway and Bridge			I-Total: 1.239			0.870
WOLFEBORO LRPC11 [9003] <u>Individual Projects</u>	NH 28	NH 28 IMPROVEMENTS, SOUTH MAIN STREET TO ALTON T/L				
Highway and Bridge		C 2024 M240 - STP - Flexible	10.189			New Project
			I-Total: 10.189			
			Report I-Total\$			3053.716

DRAFT


DRAFT

**TEN YEAR TRANSPORTATION
IMPROVEMENT PLAN
2015 - 2024**

Unfunded Projects

SUBMITTED TO THE LEGISLATURE
BY THE GOVERNOR

DRAFT



DRAFT

PROJECTS LISTED ALPHABETICALLY



PREPARED BY THE NEW HAMPSHIRE
DEPARTMENT OF TRANSPORTATION

January 15, 2014

DRAFT 2015-2024

UNFUNDED PRIORITIES OF THE
TEN YEAR TRANSPORTATION IMPROVEMENT PLAN

Other Suggested Projects

Category Sort

{Inflation Included}

Project Name/#/Id	Route/Road:	Location; Scope of Work	I\$(M)	Previous Prog. Yr	Previous Total\$	Comments:
Nashua-Manchester-Concord [9017]	Capital Corridor	Engineering, track infrastructure, equipment, grade crossings, for establishing rail service.				Overall capital corridor rail service. Alternatives analysis being completed. Specific projects and phases to be determined per study recommendations. Contingent on funding availability.
<u>Not Categorized</u>						
		C TBD FT6 - FTA SECTION 5303 METROPOLITAN PLANNING	.000			
		P 2015 FT6 - FTA SECTION 5303 METROPOLITAN PLANNING	.000			
Rail			I-Total:		.000	
SALEM TO MANCHESTER 10418C # [7560]	I-93	PHASE II CAPACITY IMPROVEMENTS, RECONSTRUCTION AND WIDENING FROM NORTH OF EXIT 3 TO I-293 (Excluding Exit 5)				See Section 5 of HB 2010. While Priority improvements are funded, facilitated by GARVEE bonds, these further capacity improvements, totaling approximately \$250M, are not fully funded due to financial constraint.
		C 2015-2020 NON - OTHER NON PARTICIPATING	250.000			
Highway and Bridge			I-Total:	250.000	0.000	

I-93

Phase: C = Construction P = Preliminary Engineering R = Right of Way

DRAFT 2015-2024

UNFUNDED PRIORITIES OF THE
TEN YEAR TRANSPORTATION IMPROVEMENT PLAN

Turnpikes

Category Sort

{Inflation Included}

Project Name/#/Id	Route/Road:	Location; Scope of Work	I\$(M)	Previous Prog. Yr	Previous Total\$	Comments:
BOW - CONCORD 13742 [2075]	I-93	WIDEN FROM I-89 TO BETWEEN EXITS 15 AND 16. BRIDGE #S: 203/090, 139/116, 163/106, 184/103, 201/096, 201/097 AND 203/089. (3 RED LIST BRIDGES #152/108, 150/107 AND 142/116)				2013 Bridge Priority #16, #35, & #58. Proposed Expanded Turnpike Capital Program. Final Design and Construction, contingent on authorization and Future Toll increase or other resources.
Individual Projects						
		C TBD TPK - TURNPIKE EXPANSION (State FY)	35,000			Previously Programmed Beyond FY2022
		C TBD TPK - TURNPIKE EXPANSION (State FY)	35,000			Previously Programmed Beyond FY2022
		C TBD TPK - TURNPIKE EXPANSION (State FY)	35,000			Previously Programmed Beyond FY2022
		C TBD TPK - TURNPIKE EXPANSION (State FY)	35,000			Previously Programmed Beyond FY2022
		C TBD TPK - TURNPIKE EXPANSION (State FY)	35,000			Previously Programmed Beyond FY2022
		P TBD TPK - TURNPIKE EXPANSION (State FY)	.500			
		P TBD TPK - TURNPIKE EXPANSION (State FY)	2,000			
		P TBD TPK - TURNPIKE EXPANSION (State FY)	2,000			
		P TBD TPK - TURNPIKE EXPANSION (State FY)	2,000			
		R TBD TPK - TURNPIKE EXPANSION (State FY)	5,000			
		R TBD TPK - TURNPIKE EXPANSION (State FY)	5,500			
Highway and Bridge			I-Total: 192,000			13,000
Dover-Rochester-Somersworth [9018]	Spaulding Turnpike	Update feasibility study to better determine costs for construction of Exit 10 and easterly connection.				Update feasibility study to better determine costs, permissibility, funding and support. Proposed expanded Turnpike Capital Program contingent on authorization and future toll increase or other resources.
Individual Projects						
		P TBD TPK - TURNPIKE EXPANSION (State FY)	2,000			
Highway and Bridge			I-Total: 2,000			
Manchester 16099A [8827]	FEE Turnpike	Reconstruct and widening of Exit 6 (Amoskeag)				Proposed Expanded Turnpike Capital Program. Construction contingent on authorization and future toll increase or other resources.
Individual Projects						
		C TBD TPK - TURNPIKE EXPANSION (State FY)	20,000			
		C TBD TPK - TURNPIKE EXPANSION (State FY)	20,000			
		C TBD TPK - TURNPIKE EXPANSION (State FY)	20,000			
		C TBD TPK - TURNPIKE EXPANSION (State FY)	15,000			
Highway and Bridge			I-Total: 75,000			

Phase: C = Construction P = Preliminary Engineering R = Right of Way

Project Name/#/Id	Route/Road:	Location; Scope of Work	I\$(M)	Previous Prog. Yr	Previous Total\$	Comments:
Manchester 16099B [8828]	FEE Turnpike	Reconstruct Exit 7				Proposed Expanded Turnpike Capital Program. Construction contingent on authorization and future toll increase or other resources.
<u>Individual Projects</u>						
		C TBD TPK - TURNPIKE EXPANSION (State FY)	20.000		New Project	
		C TBD TPK - TURNPIKE EXPANSION (State FY)	5.000		New Project	
		C TBD TPK - TURNPIKE EXPANSION (State FY)	20.000		New Project	
		P TBD TPK - TURNPIKE EXPANSION (State FY)	2.000			
		P TBD TPK - TURNPIKE EXPANSION (State FY)	1.000			
		P TBD TPK - TURNPIKE EXPANSION (State FY)	2.000			
		R TBD TPK - TURNPIKE EXPANSION (State FY)	2.000			
		R TBD TPK - TURNPIKE EXPANSION (State FY)	2.000			
Highway and Bridge			I-Total: 54.000			

Phase: C = Construction P = Preliminary Engineering R = Right of Way

DRAFT 2015-2024

UNFUNDED PRIORITIES OF THE
TEN YEAR TRANSPORTATION IMPROVEMENT PLAN

Aeronautics

Category Sort

{Inflation Included}

Project Name/#/Id	Route/Road:	Location; Scope of Work		I\$(M)	Previous Prog. Yr	Previous Total\$	Comments:
BERLIN - MILAN [8120] <u>Aeronautics</u>	BERLIN REGIONAL AIRPORT	Expansion - apron, taxiway, and hangar improvements.					
			2020	AIP - AIRPORT IMPROVEMENT PROGRAM		.201	
			2021	AIP - AIRPORT IMPROVEMENT PROGRAM		.208	
Aeronautics						<u>.409</u>	I-Total:
BERLIN - MILAN [8118] <u>Aeronautics</u>	BERLIN REGIONAL AIRPORT	Modernization - taxiway improvements.					
			2021	AIP - AIRPORT IMPROVEMENT PROGRAM		.208	
			2024	AIP - AIRPORT IMPROVEMENT PROGRAM		2.466	
Aeronautics						<u>2.674</u>	I-Total:
BERLIN - MILAN [8122] <u>Aeronautics</u>	BERLIN REGIONAL AIRPORT	Preservation - master plan and wildlife hazard assesment. SRE, fuel farm, and hazard beacon improvements.					
			2022	AIP - AIRPORT IMPROVEMENT PROGRAM		.429	
			2023	AIP - AIRPORT IMPROVEMENT PROGRAM		.531	
			2024	AIP - AIRPORT IMPROVEMENT PROGRAM		.228	
Aeronautics						<u>1.188</u>	I-Total:
CLAREMONT [8028] <u>Aeronautics</u>	CLAREMONT MUNICIPAL AIRPORT	Expansion					
			2022	AIP - AIRPORT IMPROVEMENT PROGRAM		.214	
			2023	AIP - AIRPORT IMPROVEMENT PROGRAM		.664	
			2024	AIP - AIRPORT IMPROVEMENT PROGRAM		.438	
Aeronautics						<u>1.317</u>	I-Total:
CLAREMONT [8029] <u>Aeronautics</u>	Claremont Municipal Airport	Preservation - runway, apron, and hangar rehabilitation, master planning, obstruction removal, and other activities					
			2020	AIP - AIRPORT IMPROVEMENT PROGRAM		.242	
			2021	AIP - AIRPORT IMPROVEMENT PROGRAM		.607	
			2023	AIP - AIRPORT IMPROVEMENT PROGRAM		.175	
			2024	AIP - AIRPORT IMPROVEMENT PROGRAM		.822	
Aeronautics						<u>1.846</u>	I-Total:

Phase: C = Construction P = Preliminary Engineering R = Right of Way

Project Name/#/Id	Route/Road:	Location; Scope of Work		I\$(M)	Previous Prog. Yr	Previous Total\$	Comments:
CONCORD [8042] <u>Aeronautics</u>	CONCORD MUNICIPAL AIRPORT	Modernization - apron and runway improvements					
			2020	AIP - AIRPORT IMPROVEMENT PROGRAM		1.342	
			2021	AIP - AIRPORT IMPROVEMENT PROGRAM		1.621	
			2022	AIP - AIRPORT IMPROVEMENT PROGRAM		1.106	
			2024	AIP - AIRPORT IMPROVEMENT PROGRAM		5.048	
Aeronautics					I-Total:	9.118	
CONCORD [8048] <u>Aeronautics</u>	CONCORD MUNICIPAL AIRPORT	Preservation - apron, hangar, and taxiway preservation. Terminal building and fuel farm improvements. Obstruction removal.					
			2020	AIP - AIRPORT IMPROVEMENT PROGRAM		1.463	
			2021	AIP - AIRPORT IMPROVEMENT PROGRAM		.869	
			2022	AIP - AIRPORT IMPROVEMENT PROGRAM		.611	
			2023	AIP - AIRPORT IMPROVEMENT PROGRAM		2.324	
			2024	AIP - AIRPORT IMPROVEMENT PROGRAM		10.863	
Aeronautics					I-Total:	16.130	
KEENE - SWANZEY [8070] <u>Aeronautics</u>	DILLANT-HOPKINS AIRPORT	Expansion - apron & hangar improvements					
			2020	AIP - AIRPORT IMPROVEMENT PROGRAM		1.570	
			2023	AIP - AIRPORT IMPROVEMENT PROGRAM		.221	
			2024	AIP - AIRPORT IMPROVEMENT PROGRAM		.228	
Aeronautics					I-Total:	2.020	
KEENE - SWANZEY [8071] <u>Aeronautics</u>	DILLANT-HOPKINS AIRPORT	Modernization - taxiway improvements.					
			2022	AIP - AIRPORT IMPROVEMENT PROGRAM		2.316	
			2024	AIP - AIRPORT IMPROVEMENT PROGRAM		1.918	
Aeronautics					I-Total:	4.234	
KEENE - SWANZEY [8072] <u>Aeronautics</u>	DILLANT-HOPKINS AIRPORT	Preservation - runway reconstruction and hazard beacon rehabilitation, master planning, SRE purchase.					
			2024	AIP - AIRPORT IMPROVEMENT PROGRAM		2.208	
Aeronautics					I-Total:	2.208	

Phase: C = Construction P = Preliminary Engineering R = Right of Way

Project Name/#/Id	Route/Road:	Location; Scope of Work		I\$(M)	Previous Prog. Yr	Previous Total\$	Comments:
LACONIA - GILFORD	LACONIA MUNICIPAL AIRPORT	Preservation - runway and taxiway improvements. Obstruction removal and SRE purchase.					
[8062]							
<u>Aeronautics</u>							
			2020	AIP - AIRPORT IMPROVEMENT PROGRAM		1.112	
			2021	AIP - AIRPORT IMPROVEMENT PROGRAM		.208	
			2022	AIP - AIRPORT IMPROVEMENT PROGRAM		.214	
			2023	AIP - AIRPORT IMPROVEMENT PROGRAM		.221	
			2024	AIP - AIRPORT IMPROVEMENT PROGRAM		.228	
Aeronautics						I-Total: 1.984	
LEBANON	LEBANON MUNICIPAL AIRPORT	Preservation - runway, taxiway, and apron improvements. Obstruction removal.					
[8082]							
<u>Aeronautics</u>							
			2020	AIP - AIRPORT IMPROVEMENT PROGRAM		2.295	
			2021	AIP - AIRPORT IMPROVEMENT PROGRAM		2.247	
			2022	AIP - AIRPORT IMPROVEMENT PROGRAM		2.359	
			2023	AIP - AIRPORT IMPROVEMENT PROGRAM		.681	
			2024	AIP - AIRPORT IMPROVEMENT PROGRAM		1.522	
Aeronautics						I-Total: 9.105	
MANCHESTER - LONDONDERRY	MANCHESTER - BOSTON REGIONAL AIRPORT	Preservation - runway, taxiway, and apron improvements. SRE enhancements. Safety & security improvements.					
[8102]							
<u>Aeronautics</u>							
			2020	AIP - AIRPORT IMPROVEMENT PROGRAM		16.207	
			2021	AIP - AIRPORT IMPROVEMENT PROGRAM		3.973	
			2022	AIP - AIRPORT IMPROVEMENT PROGRAM		4.289	
			2023	AIP - AIRPORT IMPROVEMENT PROGRAM		4.426	
			2024	AIP - AIRPORT IMPROVEMENT PROGRAM		4.567	
Aeronautics						I-Total: 33.462	
Nashua	Boire Field	Preservation - taxiway improvements. Control tower, hazard beacon, and SRE improvements. Master planning.					
[8817]							
<u>Aeronautics</u>							
			2020	AIP - AIRPORT IMPROVEMENT PROGRAM		.403	
			2021	AIP - AIRPORT IMPROVEMENT PROGRAM		1.108	
			2022	AIP - AIRPORT IMPROVEMENT PROGRAM		.450	
			2023	AIP - AIRPORT IMPROVEMENT PROGRAM		6.639	
			2024	AIP - AIRPORT IMPROVEMENT PROGRAM		1.446	
Aeronautics						I-Total: 10.046	

Phase: C = Construction P = Preliminary Engineering R = Right of Way

Project Name/#/Id	Route/Road:	Location; Scope of Work		I\$(M)	Previous Prog. Yr	Previous Total\$	Comments:
NORTH HAVERHILL [8127] <u>Aeronautics</u>	DEAN MEMORIAL AIRPORT	Expansion - apron and lighting improvements					
Aeronautics		2022	AIP - AIRPORT IMPROVEMENT PROGRAM	.453			
				<u>.453</u>			
				I-Total:			.453
NORTH HAVERHILL [8128] <u>Aeronautics</u>	DEAN MEMORIAL AIRPORT	Modernization - taxiway and beacon improvements					
Aeronautics		2024	AIP - AIRPORT IMPROVEMENT PROGRAM	1.048			
				<u>1.048</u>			
				I-Total:			1.048
NORTH HAVERHILL [8129] <u>Aeronautics</u>	DEAN MEMORIAL AIRPORT	Preservation - taxiway and apron improvements. Lighting, marking, and signage improvements. Master planning and wildlife hazard assessment.					
Aeronautics		2020	AIP - AIRPORT IMPROVEMENT PROGRAM	.134			
		2021	AIP - AIRPORT IMPROVEMENT PROGRAM	.554			
		2023	AIP - AIRPORT IMPROVEMENT PROGRAM	2.921			
		2024	AIP - AIRPORT IMPROVEMENT PROGRAM	2.613			
				<u>2.613</u>			
				I-Total:			6.222
PORTSMOUTH - NEWINGTON [8142] <u>Aeronautics</u>	PORTSMOUTH INTERNATIONAL AIRPORT AT PEASE	Expansion - terminal building improvements					
Aeronautics		2024	AIP - AIRPORT IMPROVEMENT PROGRAM	1.522			
				<u>1.522</u>			
				I-Total:			1.522
PORTSMOUTH - NEWINGTON [8144] <u>Aeronautics</u>	PORTSMOUTH INTERNATIONAL AIRPORT AT PEASE	Preservation - runway, taxiway, and apron improvements. SRE and deicing enhancements. Terminal access improvements. Master planning and other activities.					
Aeronautics		2020	AIP - AIRPORT IMPROVEMENT PROGRAM	1.342			
		2021	AIP - AIRPORT IMPROVEMENT PROGRAM	1.278			
		2022	AIP - AIRPORT IMPROVEMENT PROGRAM	14.796			
		2023	AIP - AIRPORT IMPROVEMENT PROGRAM	3.320			
		2024	AIP - AIRPORT IMPROVEMENT PROGRAM	65.311			
				<u>65.311</u>			
				I-Total:			86.046

Phase: C = Construction P = Preliminary Engineering R = Right of Way

Project Name/#/Id	Route/Road:	Location; Scope of Work		I\$(M)	Previous Prog. Yr	Previous Total\$	Comments:
ROCHESTER	SKYHAVEN AIRPORT	Expansion - runway and apron improvements					
			[8162]				
			<u>Aeronautics</u>				
				2022	AIP - AIRPORT IMPROVEMENT PROGRAM	.386	
				2023	AIP - AIRPORT IMPROVEMENT PROGRAM	3.983	
				2024	AIP - AIRPORT IMPROVEMENT PROGRAM	4.316	
Aeronautics					I-Total:	8.686	
ROCHESTER	SKYHAVEN AIRPORT	Preservation - apron and parking lot improvements. Master planning and wildlife hazard assessment.					
			[8168]				
			<u>Aeronautics</u>				
				2020	AIP - AIRPORT IMPROVEMENT PROGRAM	.302	
				2021	AIP - AIRPORT IMPROVEMENT PROGRAM	.374	
Aeronautics					I-Total:	.676	
STATEWIDE	AIRPORTS	Preservation - Pavement maintenance, systems planning, and ARFF improvements.					
			[8177]				
			<u>Aeronautics</u>				
				2020	AIP - AIRPORT IMPROVEMENT PROGRAM	.121	
				2021	AIP - AIRPORT IMPROVEMENT PROGRAM	.312	
				2022	AIP - AIRPORT IMPROVEMENT PROGRAM	.322	
				2023	AIP - AIRPORT IMPROVEMENT PROGRAM	.885	
				2024	AIP - AIRPORT IMPROVEMENT PROGRAM	.343	
Aeronautics					I-Total:	1.982	
WHITEFIELD	MT. WASHINGTON AIRPORT	Preservation - Hazard beacon and SRE improvements. Master planning and wildlife hazard assessment.					
			[3490]				
			<u>Aeronautics</u>				
				2021	AIP - AIRPORT IMPROVEMENT PROGRAM	.277	
				2024	AIP - AIRPORT IMPROVEMENT PROGRAM	.114	
Aeronautics					I-Total:	.391	
WHITEFIELD	MT. WASHINGTON REGIONAL AIRPORT	Expansion - fuel farm and hangar improvements					
			[8180]				
			<u>Aeronautics</u>				
				2020	AIP - AIRPORT IMPROVEMENT PROGRAM	.336	
				2024	AIP - AIRPORT IMPROVEMENT PROGRAM	5.241	
Aeronautics					I-Total:	5.577	

Phase: C = Construction P = Preliminary Engineering R = Right of Way

Project Name/#/Id	Route/Road:	Location; Scope of Work	I\$(M)	Previous Prog. Yr	Previous Total\$	Comments:
WHITEFIELD [6596] <u>Aeronautics</u>	MT. WASHINGTON REGIONAL AIRPORT	Modernization - runway, taxiway, and apron improvements				Address Safety Concerns.
		2023 AIP - AIRPORT IMPROVEMENT PROGRAM	1.106			
		2024 AIP - AIRPORT IMPROVEMENT PROGRAM	1.522			
Aeronautics			I-Total:		2.629	

Phase: C = Construction P = Preliminary Engineering R = Right of Way

Project Name/#/Id	Route/Road:	Location; Scope of Work	I\$(M)	Previous Prog. Yr	Previous Total\$	Comments:
-------------------	-------------	-------------------------	--------	----------------------	---------------------	-----------

Phase: C = Construction P = Preliminary Engineering R = Right of Way